SHENZHEN HUATONGWEI INTERNATIONAL INSPECTION Co., Ltd.

FCC Verification of Conformity

Certification number: CTE09120016

Issue date: Dec 17, 2009

The device, as described herewith, was tested pursuant to applicable test procedure and complies with the requirements of:

FCC Rules and Regulations Part 15 Subpart B 2008

The test results are traceable to the international or national standards.

Applicant:	**GlobTek, Inc.** 186 Veterans Dr. Northvale, NJ 07647 USA
Manufacturer 1:	**GlobTek, Inc.** 186 Veterans Dr. Northvale, NJ 07647 USA
Manufacturer 2:	**GlobTek (Suzhou) Co., Ltd** Building 4, No.76, Jin Ling East Rd., Suzhou Industrial Park, Suzhou, Jiangsu 215021, China
Equipment under test:	**Medical power supply/I.T.E power supply**
Model number:	**GTM91110PWWWVV-X.X-FA-S and GT-91110PWWWVV-X.X-FA-S (91110P: family designator, WWW: Rated output Wattage, Max. is 240W, VV: Rated output Voltage, from 12 Volts to 55 Volts, X.X: output voltage deviation from standard model by subtracting or adding X.X volts from standard output voltage, FA: "F "for open frame, "A "for airflow, NO "A" for convection cooling)**
Laboratory Name:	**Shenzhen Huatongwei International Inspection Co., Ltd** **FCC-Registration No.: 662850** **A2LA-Lab Cert. No.: 2243.01** Keji Nan No.12 Road, Hi-tech Park, Shenzhen, China Tel: 86-755-26748058 Fax: 86-755-26748005 Http: //www.szhtw.com.cn E-mail: master@szhtw.com.cn

Note:

The device is tested to determine the maximum emission levels, and the results are compared to the radiated emission limits listed in FCC Rules and Regulations Part 15 Subpart B.
The results in this report are applicable only to the equipment tested.
This report shall not be reproduced in full or in part without written approval of Shenzhen Huatongwei International Inspection Co., Ltd.

For and on behalf of
Shenzhen Huatongwei International Inspection Co., Ltd.

Authorized by:

Authorized Signature(s)

Name of the Representative
Of the Responsible Party:

CNASL1225

Shenzhen Huatongwei International Inspection Co., Ltd.
Keji S,12th , Road, Hi-tech Industrial Park, Shenzhen, Guangdong, China
Phone:86-755-26748099 Fax:86-755-26748089 http://www.szhtw.com.cn

TEST REPORT

FCC Rules and Regulations Part 15 Subpart B Class B 2008
Radio Frequency Devices – Unintentional Radiators – Limits and methods of measurement

Report Reference No.....:	**TRE09120016**
Compiled by (position+printed name+signature)..:	File administrator Mellen Lee
Supervised by (position+printed name+signature)..:	Technique principal Byron Lai
Approved by (position+printed name+signature)..:	Manager Jimmy Li
Date of issue.....:	Dec 17, 2009
Testing Laboratory Name .....:	**Shenzhen Huatongwei International Inspection Co., Ltd**
Address.....:	Keji Nan No.12 Road, Hi-tech Park, Shenzhen, China
Testing location/ procedure .....:	Full application of Harmonised standards ☒ Partial application of Harmonised standards ☐ Other standard testing methods ☐
Applicant's name.....:	**GlobTek, Inc.**
Address.....:	186 Veterans Dr. Northvale, NJ 07647 USA
Test specification:	
Standard .....:	**FCC Rules and Regulations Part 15 Subpart B Class B 2008**
Non-standard test method……..:	/
Test Report Form No.....:	HTWEMCFCC_1A
TRF Originator.....:	Shenzhen Huatongwei International Inspection Co., Ltd
Master TRF.....:	Dated 2006-06

Test item description ..... :	Medical power supply/I.T.E power supply
Manufacturer 1 .....:	GlobTek, Inc.
Manufacturer 2 .....:	GlobTek (Suzhou) Co., Ltd
Model/Type reference.....:	GTM91110PWWWVV-X.X-FA-S and GT-91110PWWWVV-X.X-FA-S (91110P: family designator, WWW: Rated output Wattage, Max. is 240W, VV: Rated output Voltage, from 12 Volts to 55 Volts, X.X: output voltage deviation from standard model by subtracting or adding X.X volts from standard output voltage, FA: "F "for open frame, "A "for airflow, NO "A" for convection cooling)
Listed Models .....:	/
Ratings.....:	100-240V 4.0A Max. 240W 50-60Hz Load: 240W
Result.....:	**Positive**

EMC -- T E S T R E P O R T

Test Report No. : **TRE09120016**	Dec 17, 2009 Date of issue

Equipment under Test	:	Medical power supply/I.T.E power supply
Model / Type	:	GTM91110PWWWVV-X.X-FA-S and GT-91110PWWWVV-X.X-FA-S (91110P: family designator, WWW: Rated output Wattage, Max. is 240W, VV: Rated output Voltage, from 12 Volts to 55 Volts, X.X: output voltage deviation from standard model by subtracting or adding X.X volts from standard output voltage, FA: “F “for open frame, “A “for airflow, NO “A” for convection cooling)
Listed Model	:	/
Applicant	:	GlobTeck, Inc.
Address	:	186 Veterans Dr. Northvale, NJ 07647 USA
Manufacturer 1		GlobTeck, Inc.
Address		186 Veterans Dr. Northvale, NJ 07647 USA
Manufacturer 2	:	GlobTek (Suzhou) Co., Ltd
Address	:	Building 4, No.76, Jin Ling East Rd., Suzhou Industrial Park, Suzhou, Jiangsu 215021, China

Test Result according to the standards on page 4:	**Positive**

The test report merely corresponds to the test sample.
It is not permitted to copy extracts of these test result without the written permission of the test laboratory.

Contents

1. TEST STANDARDS

The tests were performed according to following standards:

FCC Rules and Regulations Part 15 Subpart B Class B 2008 Radio Frequency Devices – Unintentional Radiators – Limits and methods of measurement

2. SUMMARY

2.1. General Remarks

Date of receipt of test sample : Dec 04, 2009

Testing commenced on : Dec 04, 2009

Testing concluded on : Dec 17, 2009

2.2. Equipment Under Test

Power supply system utilised

Power supply voltage : o 230V / 50 Hz o 115V / 60Hz
o 12 V DC o 24 V DC
■ Other (specified in blank below)

120V / 60Hz

2.3. Short description of the Equipment under Test (EUT)

The EUT is a Medical power supply/I.T.E power supply. The model GTM91110PWWWVV-X.X-FA-S and GT-91110PWWWVV-X.X-FA-S Series (Class I see the following models list) based on all the models have same PCB layout, and the same circuit diagram. All the models are similar except diameter and turns of coil in the secondary of transformer. GTM91110PWWWVV-X.X-FA-S 12V has the full test, only the test Conducted disturbance and Rediated emission are performed on the model GTM91110PWWWVV-X.X-FA-S 18V, GTM91110PWWWVV-X.X-FA-S 24V and GTM91110PWWWVV-X.X-FA-S 55V.

Model Number	Output Watt	Output Voltage	Output Current
GT(M)91110P24012-FA-S	240W	12V	20A
GT(M)91110P24015-FA-S	240W	15V	16A
GT(M)91110P24018-FA-S	240W	18V	13.3A
GT(M)91110P24024-FA-S	240W	24V	10A
GT(M)91110P24036-FA-S	240W	36V	6.7A
GT(M)91110P24048-FA-S	240W	48V	5.0A
GT(M)91110P24055-FA-S	240W	55V	4.36A

Serial No.: None

2.4. EUT operation mode

The equipment under test was operated during the measurement under the following conditions:

Test program (customer specific)

Emissions tests……: According to FCC Rules and Regulations Part 15 Subpart B Class B 2008 and ANSI 63.4 2003, searching for the highest disturbance.

2.5. EUT configuration

The following peripheral devices and interface cables were connected during the measurement:

■ - supplied by the manufacturer

o - supplied by the lab

o Multimeter Manufacturer : MASTECH
M/N : MS8221A

3. TEST ENVIRONMENT

3.1. Address of the test laboratory

Shenzhen Huatongwei International Inspection Co., Ltd
Keji Nan No.12 Road, Hi-tech Park, Shenzhen, China
Phone: 86-755-26715686 Fax: 86-755-26748089

3.2. Test Facility

The test facility is recognized, certified, or accredited by the following organizations:

CNAS-Lab Code: L1225

Shenzhen Huatongwei International Inspection Co., Ltd has been assessed and proved to be in compliance with CNAS-CL01 Accreditation Criteria for Testing and Calibration Laboratories (identical to ISO/IEC 17025: 2005 General Requirements) for the Competence of Testing and Calibration Laboratories, Date of Registration: August 02, 2007. Valid time is until March 29, 2012.

A2LA-Lab Cert. No. 2243.01

Shenzhen Huatongwei International Inspection Co., Ltd, EMC Laboratory has been accredited by A2LA for technical competence in the field of electrical testing, and proved to be in compliance with ISO/IEC 17025: 2005 General Requirements for the Competence of Testing and Calibration Laboratories and any additional program requirements in the identified field of testing. Valid time is until Dec 31, 2011.

FCC-Registration No.: 662850

Shenzhen Huatongwei International Inspection Co., Ltd, EMC Laboratory has been registered and fully described in a report filed with the FCC (Federal Communications Commission). The acceptance letter from the FCC is maintained in our files. Registration 662850, Renewal date July 01, 2009.

IC-Registration No.: 5377A

The 3m Alternate Test Site of Shenzhen Huatongwei International Inspection Co., Ltd has been registered by Certification and Engineering Bureau of Industry Canada for the performance of radiated measurements with Registration No. 5377A on February 13th, 2011.

ACA

Shenzhen Huatongwei International Inspection Co., Ltd, EMC Laboratory can also perform testing for the Australian C-Tick mark as a result of our A2LA accreditation.

VCCI

The 3m Semi-anechoic chamber (12.2m×7.95m×6.7m) and Shielded Room (8m×4m×3m) of Shenzhen Huatongwei International Inspection Co., Ltd has been registered in accordance with the Regulations for Voluntary Control Measures with Registration No.: R-2484. Date of Registration: December 20, 2006. Valid time is until December 19, 2009.

Main Ports Conducted Interference Measurement of Shenzhen Huatongwei International Inspection Co., Ltd has been registered in accordance with the Regulations for Voluntary Control Measures with Registration No.: C-2726. Date of Registration: December 20, 2006. Valid time is until December 19, 2009.

DNV

Shenzhen Huatongwei International Inspection Co Ltd has been found to comply with the requirements of DNV towards subcontractor of EMC and safety testing services in conjunction with the EMC and Low voltage Directives and in the voluntary field. The acceptance is based on a formal quality Audit and follow-ups according to relevant parts of ISO/IEC Guide 17025(2005), in accordance with the requirements of the DNV Laboratory Quality Manual towards subcontractors. Valid time is until 09 July, 2010.

3.3. Environmental conditions

During the measurement the environmental conditions were within the listed ranges:

Temperature: 15-35 ° C

Humidity: 30-60 %

Atmospheric pressure: 950-1050mbar

3.4. Test Description

Emission Measurement		
Radiated Emission	FCC Rules and Regulations Part 15 Subpart B Class B 2008	PASS
Conducted Disturbance	FCC Rules and Regulations Part 15 Subpart B Class B 2008	PASS

Remark: The measurement uncertainty is not included in the test result.

3.5. Statement of the measurement uncertainty

The data and results referenced in this document are true and accurate. The reader is cautioned that there may be errors within the calibration limits of the equipment and facilities. The measurement uncertainty was calculated for all measurements listed in this test report acc. to CISPR 16 - 4 „Specification for radio disturbance and immunity measuring apparatus and methods – Part 4: Uncertainty in EMC Measurements“ and is documented in the Shenzhen Huatongwei International Inspection Co., Ltd quality system acc. to DIN EN ISO/IEC 17025. Furthermore, component and process variability of devices similar to that tested may result in additional deviation. The manufacturer has the sole responsibility of continued compliance of the device.

Hereafter the best measurement capability for Shenzhen Huatongwei laboratory is reported:

Test	Range	Measurement Uncertainty	Notes
Radiated Emission	30~1000MHz	4.22dB	(1)
Conducted Disturbance	0.15~30 MHz	3.29dB	(1)

(1) This uncertainty represents an expanded uncertainty expressed at approximately the 95% confidence level using a coverage factor of k=2.

3.6. Equipments Used during the Test

Radiated Emission					
Item	Test Equipment	Manufacturer	Model No.	Serial No.	Last Cal.
1	ULTRA-BROADBAND ANTENNA	ROHDE & SCHWARZ	HL562	100015	2009/05
2	EMI TEST RECEIVER	ROHDE & SCHWARZ	ESI 26	100009	2009/11
3	RF TEST PANEL	ROHDE & SCHWARZ	TS / RSP	335015/ 0017	2009/11
4	TURNTABLE	ETS	2088	2149	2009/11
5	ANTENNA MAST	ETS	2075	2346	2009/11
6	EMI TEST SOFTWARE	ROHDE & SCHWARZ	ESK1	N/A	2009/11

Conducted Disturbance					
Item	Test Equipment	Manufacturer	Model No.	Serial No.	Last Cal.
1	EMI Test Receiver	ROHDE & SCHWARZ	ESCI	100106	2009/11
2	Artificial Mains	ROHDE & SCHWARZ	ESH2-Z5	100028	2009/11
3	Pulse Limiter	ROHDE & SCHWARZ	ESHSZ2	100044	2009/11
4	EMI Test Software	ROHDE & SCHWARZ	ESK1	N/A	2009/11

4. TEST CONDITIONS AND RESULTS

4.1. Radiated Emission

For test instruments and accessories used see section 3.6.

4.1.1. Description of the test location

Test location: Shielded room No. 4

4.1.2. Limits of disturbance

Frequency (MHz)	Distance (Meters)	Field Strengths Limits (dBμV/m)
30 ~ 88	3	40
88~216	3	43.5
216 ~ 960	3	46
960~1000	3	54

Note: (1) The tighter limit shall apply at the edge between two frequency bands.

(2) Distance refers to the distance in meters between the test instrument antenna and the closest point of any part of the E.U.T.

4.1.3. Description of the test set-up

4.1.3.1. Operating Condition

The EUT is full load during the test, and the maximum emanating results are recorded.

4.1.3.2. Test Procedure

EUT is tested in Semi-Anechoic Chamber. EUT is placed on a nonmetal table which is 0.8 meter above a grounded turntable. The turntable can rotate 360 degrees to determine the azimuth of the maximum emission level. EUT is set 3 meters away from the center of receiving antenna, and the antenna can move up and down from 1 to 4 meter to find out the maximum emission level. Both horizontal and vertical polarizations of the antenna are set on the test.

4.1.3.3. Photos of the test set-up



4.1.4. Test result

The requirements are **Fulfilled**

Band Width: 120KHz

Frequency Range: 30MHz to 1000MHz

Remarks: The limits are kept. For detailed results, please see the following page(s).
Margin=Limit—Level, Level=read values+transducer, Transducer=Antenna Factor+Pre-Amplifier Factor+Cable loss (with 6dB Attenuator)

SHENZHEN HUATONGWEI INTERNATIONAL INSPECTION CO.,LTD

RADIATED EMISSION FCC PART15 B

```
EUT:                    Medical power supply/I.T.E power supply
                        M/N:GTM91110PWWWVV-X.X-FA-S 12V CLASSI
Manufacturer:           GlobTek,Inc.
Operating Condition:    FULL LOAD
Test Site:              3M CHAMBER
Operator:               Peter
Test Specification:     AC 120V/60Hz
Comment:
Start of Test:          12/8/2009 / 5:43:11PM
```

SCAN TABLE: "test Field(30M-1G)QP"

```
  Short Description:            Field Strength(30M-1G)
  Start      Stop       Step       Detector  Meas.     IF       Transducer
  Frequency  Frequency  Width                Time      Bandw.
  30.0 MHz   1.0 GHz    60.0 kHz   QuasiPeak 1.0 s     120 kHz  HL562 09
```

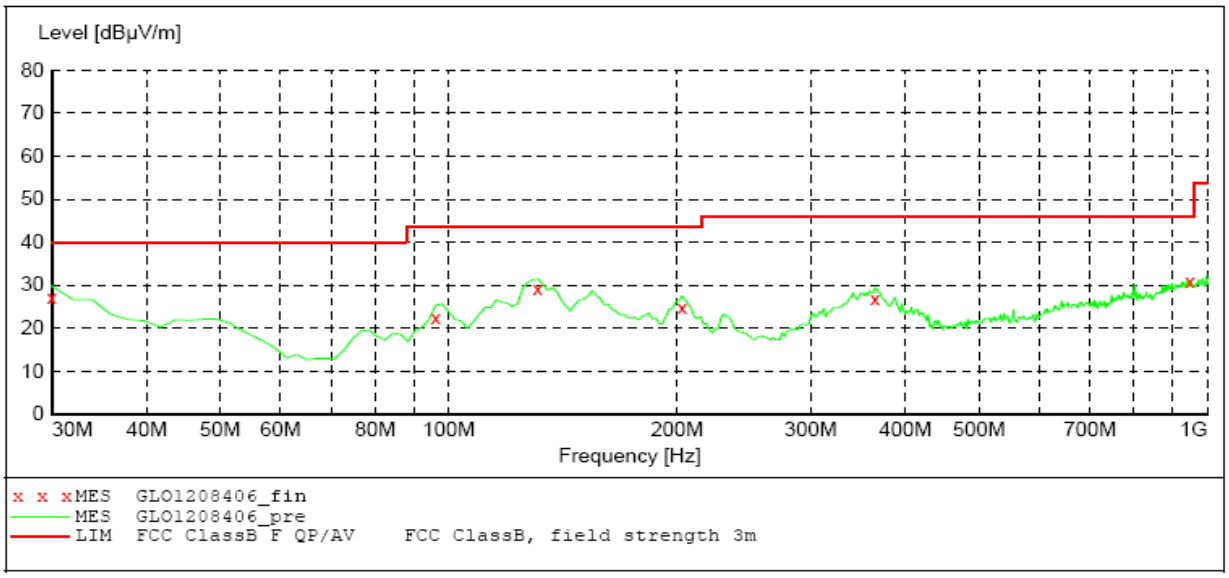

MEASUREMENT RESULT: "GLO1208406_fin"

12/8/2009 5:45PM

Frequency MHz	Level dBµV/m	Transd dB	Limit dBµV/m	Margin dB	Det.	Height cm	Azimuth deg	Polarization
30.000000	27.80	-4.7	40.0	12.2	QP	300.0	1.00	HORIZONTAL
96.092184	23.30	-13.8	43.5	20.2	QP	300.0	20.00	HORIZONTAL
131.082164	29.50	-14.3	43.5	14.0	QP	300.0	67.00	HORIZONTAL
203.006012	24.50	-14.9	43.5	19.0	QP	100.0	105.00	HORIZONTAL
364.348697	27.40	-9.4	46.0	18.6	QP	100.0	294.00	HORIZONTAL
947.515030	31.00	2.7	46.0	15.0	QP	300.0	26.00	HORIZONTAL

SHENZHEN HUATONGWEI INTERNATIONAL INSPECTION CO.,LTD

RADIATED EMISSION FCC PART15 B

EUT: Medical power supply/I.T.E power supply
M/N:GTM91110PWWWVV-X.X-FA-S 12V CLASSI
Manufacturer: GlobTek,Inc.
Operating Condition: FULL LOAD
Test Site: 3M CHAMBER
Operator: Peter
Test Specification: AC 120V/60Hz
Comment:
Start of Test: 12/8/2009 / 5:41:26PM

SCAN TABLE: "test Field(30M-1G)QP"

Short Description: Field Strength(30M-1G)

Start Frequency	Stop Frequency	Step Width	Detector	Meas. Time	IF Bandw.	Transducer
30.0 MHz	1.0 GHz	60.0 kHz	QuasiPeak	1.0 s	120 kHz	HL562 09

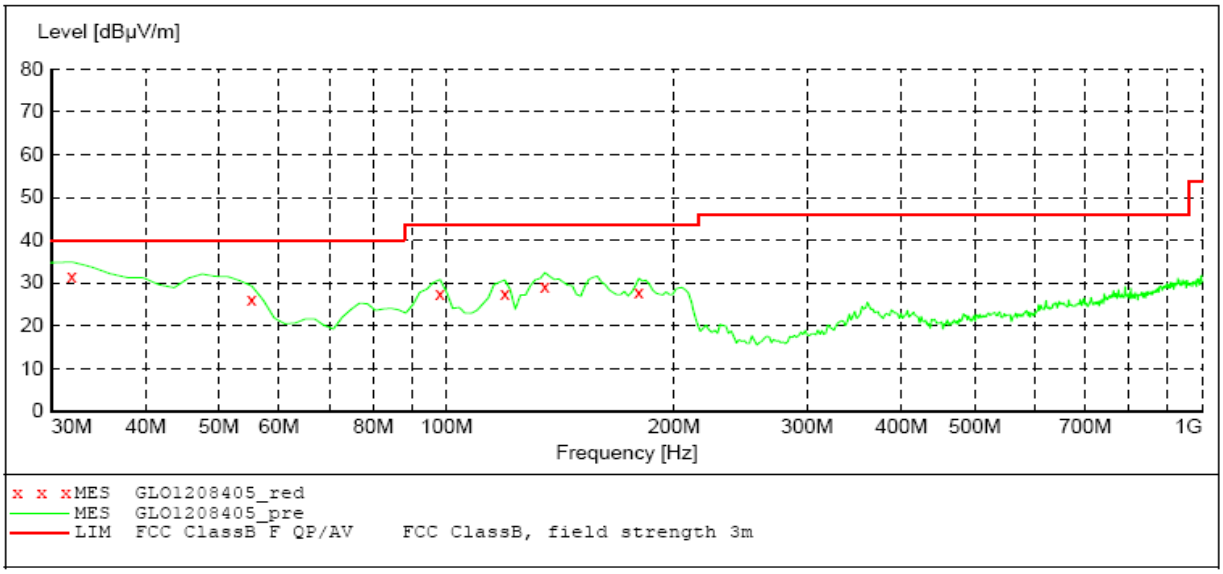

MEASUREMENT RESULT: "GLO1208405_red"

12/8/2009 5:42PM

Frequency MHz	Level dBµV/m	Transd dB	Limit dBµV/m	Margin dB	Det.	Height cm	Azimuth deg	Polarization
31.943888	31.90	-5.8	40.0	8.1	QP	100.0	119.00	VERTICAL
55.270541	26.30	-17.8	40.0	13.7	QP	100.0	194.00	VERTICAL
98.036072	27.80	-13.8	43.5	15.7	QP	100.0	282.00	VERTICAL
119.418838	27.70	-12.8	43.5	15.8	QP	100.0	119.00	VERTICAL
134.969940	29.40	-14.7	43.5	14.1	QP	100.0	3.00	VERTICAL
179.679359	28.10	-16.8	43.5	15.4	QP	100.0	45.00	VERTICAL

SHENZHEN HUATONGWEI INTERNATIONAL INSPECTION CO.,LTD

RADIATED EMISSION FCC PART15 B

```
EUT:                    Medical power supply/I.T.E power supply
                        M/N:GTM91110PWWWVV-X.X-FA-S 55V CLASSI
Manufacturer:           GlobTek,Inc.
Operating Condition:    FULL LOAD
Test Site:              3M CHAMBER
Operator:               Peter
Test Specification:     AC 120V/60Hz
Comment:
Start of Test:          12/9/2009 / 11:34:23PM
```

SCAN TABLE: "test Field(30M-1G)QP"

Short Description: Field Strength(30M-1G)

Start Frequency	Stop Frequency	Step Width	Detector	Meas. Time	IF Bandw.	Transducer
30.0 MHz	1.0 GHz	60.0 kHz	QuasiPeak	1.0 s	120 kHz	HL562 09

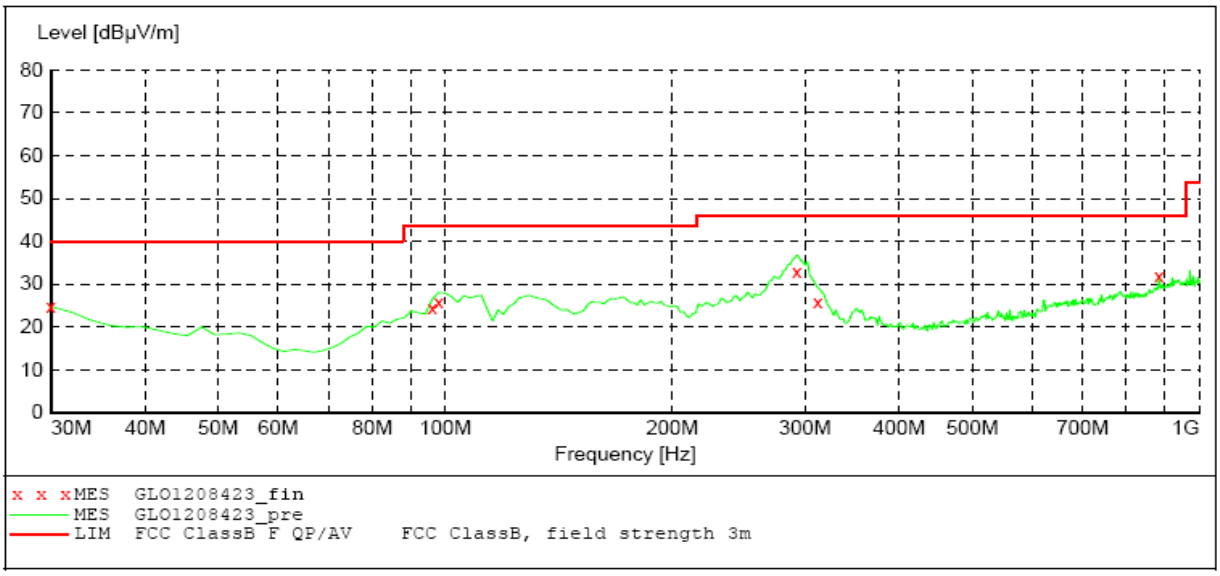

MEASUREMENT RESULT: "GLO1208423_fin"

12/9/2009 11:36PM

Frequency MHz	Level dBµV/m	Transd dB	Limit dBµV/m	Margin dB	Det.	Height cm	Azimuth deg	Polarization
30.000000	24.80	-4.7	40.0	15.2	QP	300.0	7.00	HORIZONTAL
96.092184	24.50	-13.8	43.5	19.0	QP	300.0	360.00	HORIZONTAL
98.036072	26.10	-13.8	43.5	17.4	QP	300.0	357.00	HORIZONTAL
292.424850	33.80	-10.9	46.0	12.2	QP	100.0	310.00	HORIZONTAL
311.863727	27.20	-10.9	46.0	18.8	QP	100.0	14.00	HORIZONTAL
883.366733	31.90	1.0	46.0	14.1	QP	300.0	357.00	HORIZONTAL

Page 1/1 12/9/2009 11:36PM GLO1208423

SHENZHEN HUATONGWEI INTERNATIONAL INSPECTION CO.,LTD

RADIATED EMISSION FCC PART15 B

```
EUT:                    Medical power supply/I.T.E power supply
                        M/N:GTM91110PWWWVV-X.X-FA-S 55V CLASSI
Manufacturer:           GlobTek,Inc.
Operating Condition:    FULL LOAD
Test Site:              3M CHAMBER
Operator:               Peter
Test Specification:     AC 120V/60Hz
Comment:
Start of Test:          12/9/2009 / 11:36:58PM
```

SCAN TABLE: "test Field(30M-1G)QP"

```
Short Description:              Field Strength(30M-1G)
Start       Stop        Step        Detector   Meas.     IF        Transducer
Frequency   Frequency   Width                  Time      Bandw.
30.0 MHz    1.0 GHz     60.0 kHz    QuasiPeak  1.0 s     120 kHz   HL562 09
```

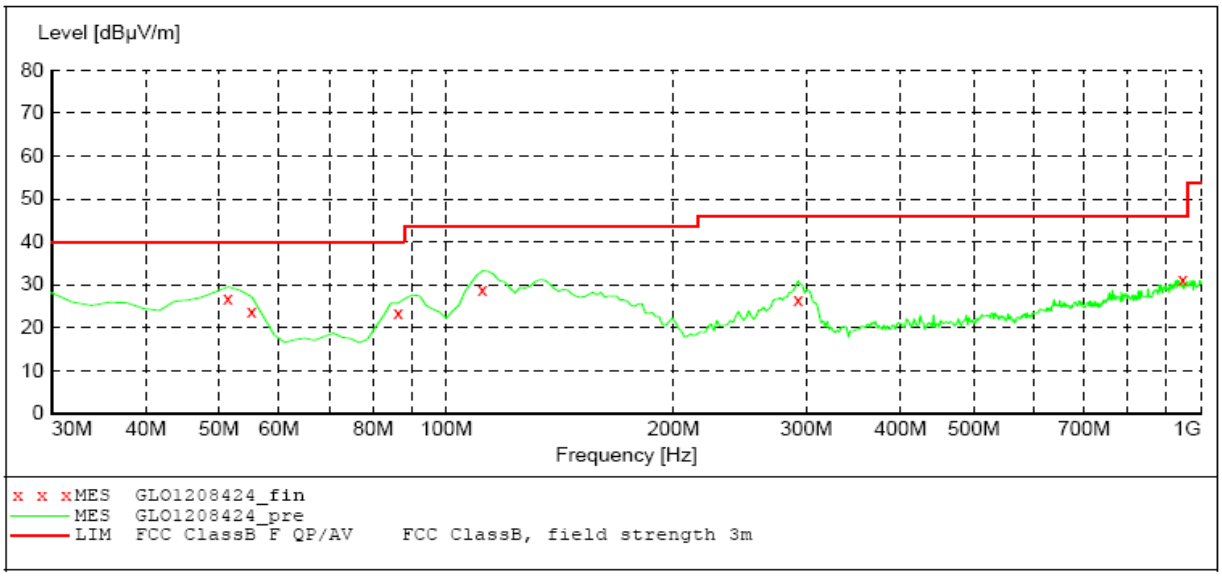

MEASUREMENT RESULT: "GLO1208424_fin"

12/9/2009 11:38PM

Frequency MHz	Level dBµV/m	Transd dB	Limit dBµV/m	Margin dB	Det.	Height cm	Azimuth deg	Polarization
51.382766	27.50	-16.5	40.0	12.5	QP	100.0	224.00	VERTICAL
55.270541	25.20	-17.8	40.0	14.8	QP	100.0	244.00	VERTICAL
86.372745	23.70	-14.5	40.0	16.3	QP	100.0	96.00	VERTICAL
111.643287	29.20	-13.1	43.5	14.3	QP	100.0	103.00	VERTICAL
292.424850	27.90	-10.9	46.0	18.1	QP	100.0	244.00	VERTICAL
945.571142	31.20	2.7	46.0	14.8	QP	100.0	197.00	VERTICAL

4.2. Conducted Disturbance

For test instruments and accessories used see section 3.6.

4.2.1. Description of the test location

Test location: Shielded room No. 3

4.2.2. Limits of disturbance

Limit of Conducted Disturbance at Mains Ports (Class B)

Frequency Range (MHz)	Limits (dBuV)	
	Quasi-Peak	Average
0.150～0.500	66~56	56~46
0.500～5.000	56	46
5.000~30.000	60	50

Note: (1) The tighter limit shall apply at the edge between two frequency bands.

4.2.3. Description of the test set-up

4.2.3.1. Operating Condition

The EUT is full load during the test, and the maximum emanating results are recorded.

4.2.3.2. Test Procedure

EUT is placed on a nonmetal table 0.8 meter above the grounded reference plane. The power line of the EUT is connected to the LISN which is connected to receiver by coaxial line, and then disturbance signals of the neutral line and live line can be detected by the receiver.

4.2.3.3. Photos of the test set-up

4.2.4. Test result

The requirements are **Fulfilled**

Band Width: 9KHz

Frequency Range: 150KHz to 30MHz

Remarks: The limits are kept. For detailed results, please see the following page(s).
Margin=Limit—Level, Level=read values＋transducer, Transducer=Insertion loss of LISN＋ Cable loss＋Insertion loss of Pulse limiter

Shenzhen Huatongwei International Inspection CO.,Ltd

Voltage Mains Test FCC PART 15 B

EUT: Medical power supply/I.T.E power supply
M/N:GTM91110PWWWVV-X.X-FA-S 12V CLASSI
Manufacturer: GlobTek,Inc.
Operating Condition: FULL LOAD
Test Site: 3# SHIELDED ROOM
Operator: TONY
Test Specification: AC 120V/60Hz
Comment:
Start of Test: 12/8/2009 / 5:35:36PM

SCAN TABLE: "Voltage (9K-30M)FIN"
Short Description: 150K-30M Voltage

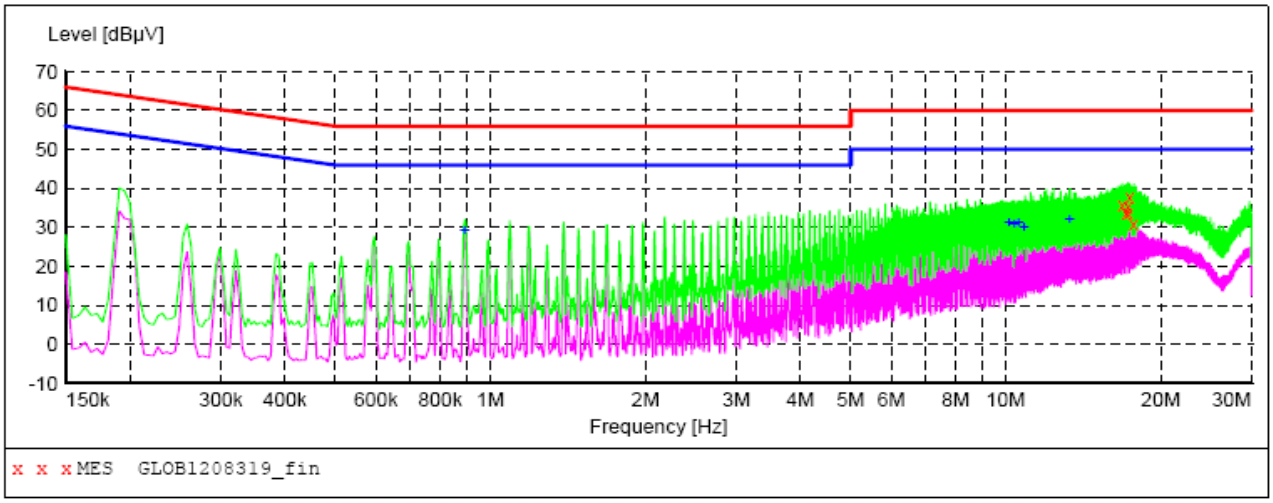

MEASUREMENT RESULT: "GLOB1208319_fin"

12/8/2009 5:38PM

Frequency MHz	Level dBµV	Transd dB	Limit dBµV	Margin dB	Detector	Line	PE
16.827000	35.80	10.8	60	24.2	QP	L1	GND
17.146500	33.50	10.8	60	26.5	QP	L1	GND
17.277000	35.10	10.8	60	24.9	QP	L1	GND
17.340000	33.70	10.8	60	26.3	QP	L1	GND
17.412000	37.90	10.8	60	22.1	QP	L1	GND
17.722500	30.80	10.8	60	29.2	QP	L1	GND

MEASUREMENT RESULT: "GLOB1208319_fin2"

12/8/2009 5:38PM

Frequency MHz	Level dBµV	Transd dB	Limit dBµV	Margin dB	Detector	Line	PE
0.892500	29.20	10.2	46	16.8	AV	L1	GND
10.149000	31.40	10.6	50	18.6	AV	L1	GND
10.405500	30.70	10.6	50	19.3	AV	L1	GND
10.599000	31.40	10.6	50	18.6	AV	L1	GND
10.855500	29.90	10.6	50	20.1	AV	L1	GND
13.299000	32.20	10.6	50	17.8	AV	L1	GND

Shenzhen Huatongwei International Inspection CO.,Ltd

Voltage Mains Test FCC PART 15 B

```
EUT:                    Medical power supply/I.T.E power supply
                        M/N:GTM91110PWWWVV-X.X-FA-S 12V CLASSI
Manufacturer:           GlobTek,Inc.
Operating Condition:    FULL LOAD
Test Site:              3# SHIELDED ROOM
Operator:               TONY
Test Specification:     AC 120V/60Hz
Comment:
Start of Test:          12/8/2009 / 5:38:35PM
```

SCAN TABLE: "Voltage (9K-30M)FIN"

Short Description: 150K-30M Voltage

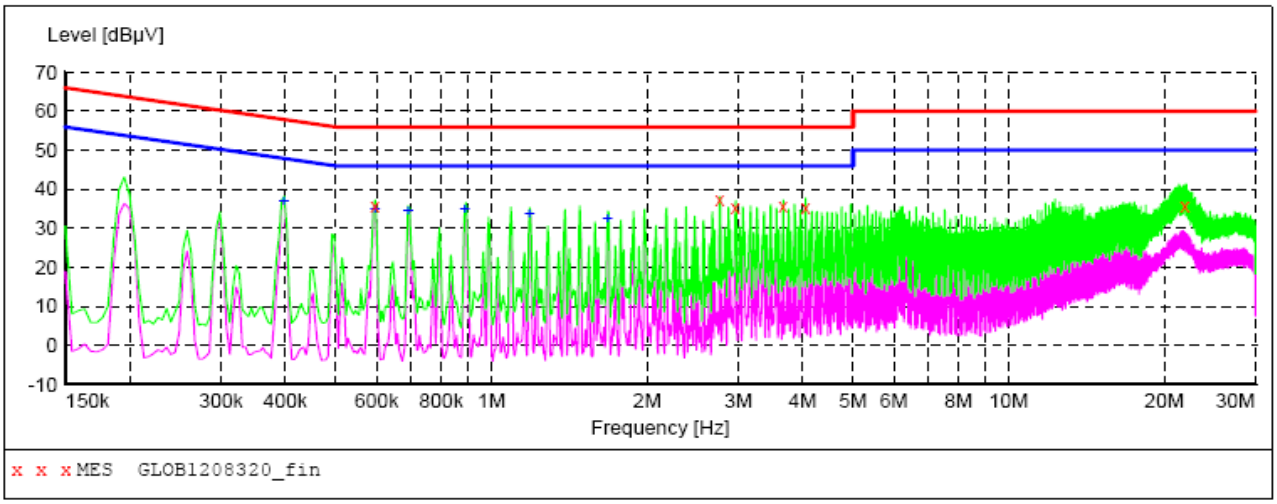

MEASUREMENT RESULT: "GLOB1208320_fin"

12/8/2009 5:41PM

Frequency MHz	Level dBµV	Transd dB	Limit dBµV	Margin dB	Detector	Line	PE
0.595500	35.90	10.2	56	20.1	QP	N	GND
2.764500	37.20	10.4	56	18.8	QP	N	GND
2.962500	35.10	10.4	56	20.9	QP	N	GND
3.664500	35.60	10.4	56	20.4	QP	N	GND
4.051500	35.40	10.4	56	20.6	QP	N	GND
21.925500	35.60	11.0	60	24.4	QP	N	GND

MEASUREMENT RESULT: "GLOB1208320_fin2"

12/8/2009 5:41PM

Frequency MHz	Level dBµV	Transd dB	Limit dBµV	Margin dB	Detector	Line	PE
0.397500	36.90	10.2	48	11.0	AV	N	GND
0.595500	34.70	10.2	46	11.3	AV	N	GND
0.690000	34.30	10.2	46	11.7	AV	N	GND
0.888000	34.90	10.2	46	11.1	AV	N	GND
1.185000	33.80	10.3	46	12.2	AV	N	GND
1.680000	32.50	10.3	46	13.5	AV	N	GND

Shenzhen Huatongwei International Inspection CO.,Ltd

Voltage Mains Test FCC PART 15 B

EUT: Medical power supply/I.T.E power supply
M/N:GTM91110PWWWVV-X.X-FA-S 55V CLASSI
Manufacturer: GlobTek,Inc.
Operating Condition: FULL LOAD
Test Site: 3# SHIELDED ROOM
Operator: TONY
Test Specification: AC 120V/60Hz
Comment:
Start of Test: 12/8/2009 / 4:45:55PM

SCAN TABLE: "Voltage (9K-30M)FIN"
Short Description: 150K-30M Voltage

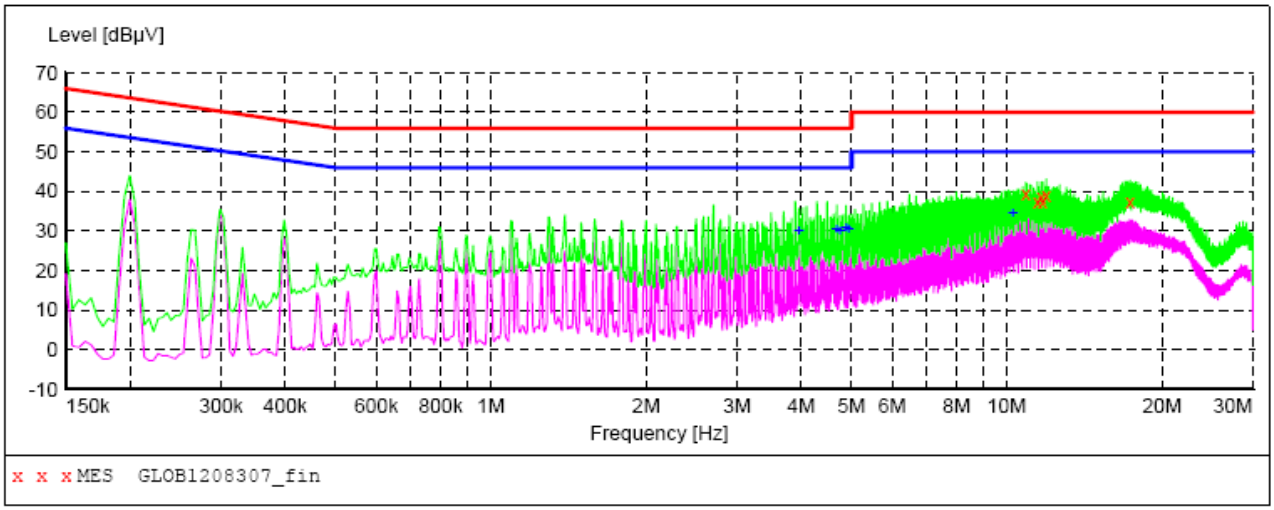

MEASUREMENT RESULT: "GLOB1208307_fin"

12/8/2009 4:48PM

Frequency MHz	Level dBµV	Transd dB	Limit dBµV	Margin dB	Detector	Line	PE
10.887000	39.20	10.6	60	20.8	QP	L1	GND
11.476500	37.30	10.6	60	22.7	QP	L1	GND
11.679000	38.40	10.6	60	21.6	QP	L1	GND
11.742000	37.20	10.6	60	22.8	QP	L1	GND
11.940000	38.80	10.6	60	21.2	QP	L1	GND
17.344500	37.40	10.8	60	22.6	QP	L1	GND

MEASUREMENT RESULT: "GLOB1208307_fin2"

12/8/2009 4:48PM

Frequency MHz	Level dBµV	Transd dB	Limit dBµV	Margin dB	Detector	Line	PE
3.957000	30.20	10.4	46	15.8	AV	L1	GND
4.686000	30.60	10.4	46	15.4	AV	L1	GND
4.749000	29.90	10.4	46	16.1	AV	L1	GND
4.884000	30.90	10.4	46	15.1	AV	L1	GND
4.947000	30.30	10.4	46	15.7	AV	L1	GND
10.293000	34.60	10.6	50	15.4	AV	L1	GND

Shenzhen Huatongwei International Inspection CO.,Ltd

Voltage Mains Test FCC PART 15 B

```
EUT:                    Medical power supply/I.T.E power supply
                        M/N:GTM91110PWWWVV-X.X-FA-S 55V CLASSI
Manufacturer:           GlobTek,Inc.
Operating Condition:    FULL LOAD
Test Site:              3# SHIELDED ROOM
Operator:               TONY
Test Specification:     AC 120V/60Hz
Comment:
Start of Test:          12/8/2009 / 4:49:29PM
```

SCAN TABLE: "Voltage (9K-30M)FIN"

Short Description: 150K-30M Voltage

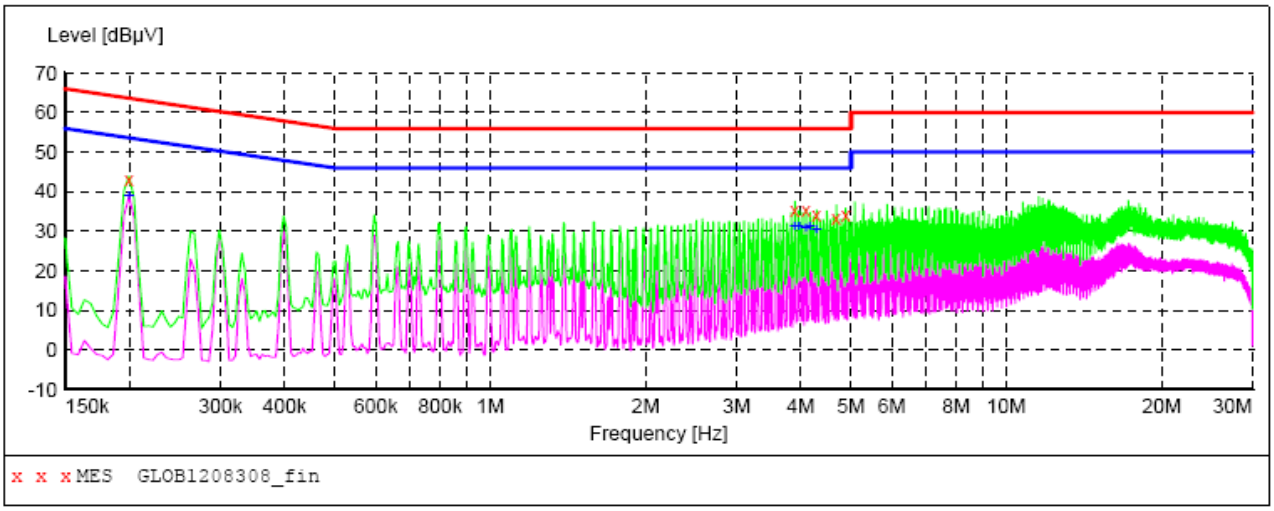

MEASUREMENT RESULT: "GLOB1208308_fin"

12/8/2009 4:52PM

Frequency MHz	Level dBµV	Transd dB	Limit dBµV	Margin dB	Detector	Line	PE
0.199500	43.00	10.2	64	20.6	QP	N	GND
3.894000	35.40	10.4	56	20.6	QP	N	GND
4.092000	35.10	10.4	56	20.9	QP	N	GND
4.290000	34.20	10.4	56	21.8	QP	N	GND
4.686000	33.20	10.4	56	22.8	QP	N	GND
4.884000	33.90	10.4	56	22.1	QP	N	GND

MEASUREMENT RESULT: "GLOB1208308_fin2"

12/8/2009 4:52PM

Frequency MHz	Level dBµV	Transd dB	Limit dBµV	Margin dB	Detector	Line	PE
0.199500	38.90	10.2	54	14.7	AV	N	GND
3.894000	31.30	10.4	46	14.7	AV	N	GND
3.961500	31.30	10.4	46	14.7	AV	N	GND
4.092000	30.80	10.4	46	15.2	AV	N	GND
4.159500	31.10	10.4	46	14.9	AV	N	GND
4.290000	30.60	10.4	46	15.4	AV	N	GND

5. External and Internal Photos of the EUT

5.1. External photos of the EUT

12V:



55V:

5.2. Internal photos of the EUT

12V:






HQX
NO. 3601


GBU
1010
AC
NO. 3601


GlobTek Inc.
NO: 3601


16 V
1500
LXZ
SAMXON
NO: 3601

55V:


B1
403-0051(R)
E173643 SB14 2
S/N: 000008 D: 4209
REV: 10/15/09
G N L


L N G


NO: 5601


AC

..... End Of Report.....