1.0 Reference and Address			
Report Number	170800265SHA-001	Original Issued: 8-Dec-2017	Revised: None
Standard(s)	Audio/Video, Information And Communication Technology Equipment - Part 1: Safety Requirements [UL 62368-1:2014 Ed.2] Audio/Video, Information And Communication Technology Equipment - Part 1: Safety Requirements [CSA C22.2#62368-1:2014 Ed.2]		
Applicant	GlobTek, Inc.	Manufacturer	**GlobTek (Suzhou) Co., Ltd.**
Address	186 Veterans Dr. Northvale, NJ07647	Address	Building 4. No 76 JinLing East Road, Suzhou Industrial Park, Suzhou, JiangSu, 215021
Country	USA	Country	China
Contact	Hans Moritz	Contact	Demon Zhou
Phone	(201)784-1000 Ext.253	Phone	86 512 6279 0301 Ext.189
FAX	(201)784-0111	FAX	86 512 6279 0355
Email	Moritzh@globtek.com	Email	demon.zhou@globtek.cn

2.0 Product Description	
Product	ITE Power Supply
Brand name	GlobTek, Inc.
Description	Product covered by this report is I.T.E. power supply, for indoor use only. The power supplies are all rated for Limited Power Source (LPS) application. Direct Plug-in power supply is provided with suitable external enclosure, which is Class II apparatus. Two pieces of outer enclosure are enclosed with ultrasonic welding without screw. The product is designed to be operated at max. 5000m above sea level.
Models	GT followed by M, - or H; followed by 46402-; followed 01 to 40; followed by 05 to 48 or 5.0 to 48.0; may be followed by any six characters.
Model Similarity	Followed by "M" or "-" or "H" means for market identification and not related to safety. Followed by "01" to "40" denotes the rated output wattage designation, with interval of "1". Followed by "05" to "48" or "5.0" to "48.0" denotes the standard rated output voltage designation, with interval of "0.1". Followed by any six character can be 0-9 or A-Z or ()[ ] or – or blank for marketing purposes. Transformers used in all models are with same construction. The turns of secondary winding may be added or reduced according different output voltage. All models have same circuit diagram, PCB layout and enclosure size, but some non-critical components may be adjusted according different output voltage. The parameters of these components depend on output voltage.
Ratings	Input: 100-240V~, 50-60Hz, 1.0A Output: 5.0-48.0VDC, Max. 6A, Max. 40W.
Other Ratings	Maximum ambient temperature is 40°C.

3.0 Product Photographs

Photo 1 - External view



Photo 2 - External view



3.0 Product Photographs

Photo 3 - Internal view



Photo 4 - Internal view



3.0 Product Photographs

Photo 5 - PCB



Photo 6 - Transformer

3.0 Product Photographs

Photo 7 - Transformer



Photo 8 - Transformer



3.0 Product Photographs

Photo 9 - Transformer



4.0 Critical Components

Photo #	Item no.[1]	Name	Manufacturer/ trademark[2]	Type / model[2]	Technical data and securement means	Mark(s) of conformity[3]
1	1	Enclosure	SABIC INNOVATIVE PLASTICS B V	SE1X(GG)(f1)	PPE+PS, V-1, HWI 0, HAI 0, 105°C , min thickness:2.0 mm; Fixed by ultrasonic welding and without opening;	cURus
			SABIC INNOVATIVE PLASTICS B V	SE1	PPE+PS, V-1, HWI 0, HAI 0, 105°C , min thickness:1.5 mm; Fixed by ultrasonic welding and without opening;	cURus
			SABIC INNOVATIVE PLASTICS B V	CX7211	PC, V-0, HWI 2, HAI 0, 90°C. Min. thickness: 2.0mm;Fixed by ultrasonic welding and without opening;	cURus
			SABIC INNOVATIVE PLASTICS B V	EXCY0098	PC, V-0, HWI 2, HAI 0, 90°C. Min. thickness: 2.0mm;Fixed by ultrasonic welding and without opening;	cURus
			SABIC INNOVATIVE PLASTICS B V	945	PC, V-0, HWI 3, HAI 3, 120°C. Min. thickness: 2.0mm;Fixed by ultrasonic welding and without opening;	cURus
			SABIC INNOVATIVE PLASTICS B V	HF500R	PC, V-0, HWI 2, HAI 3, 125°C. Min. thickness: 2.0mm;Fixed by ultrasonic welding and without opening;	cURus
			TEIJIN CHEMICALS LTD	LN-1250P	PC, V-0, HWI 3, HAI 0, 115°C , min thickness: 2.0mm; Fixed by ultrasonic welding and without opening;	cURus
			TEIJIN CHEMICALS LTD	LN-1250G	PC, V-0, HWI 3, HAI 0, 115°C , min thickness: 2.0mm; Fixed by ultrasonic welding and without opening;	cURus
1	2	Output cord	Various	1185	Min. 24AWG, min. 300Vac, min. 80°C	cURus
			Various	2464	Min. 24AWG, min. 300Vac, min. 80°C	cURus
			Various	2468	Min. 24AWG, min. 300Vac, min. 80°C	cURus
			Various	Various	Min. 24AWG, min. 300Vac, min. 80°C, performance parameter shall be equal to 1185, 2464 or 2468.	cURus
			SABIC INNOVATIVE PLASTICS B V	SE1X(GG)(f1)	PPE+PS, V-1, HWI 0, HAI 0, 105°C , min thickness:2.0 mm;	cURus
			SABIC INNOVATIVE PLASTICS B V	SE1	PPE+PS, V-1, HWI 0, HAI 0, 105°C , min thickness:2.0 mm;	cURus
			SABIC INNOVATIVE PLASTICS B V	C2950	PC, V-0, HWI 3, HAI 0, 75°C. Min. thickness: 2.0mm	cURus
			SABIC INNOVATIVE PLASTICS B V	CX7211	PC, V-0, HWI 2, HAI 0, 90°C. Min. thickness: 2.0mm	cURus

4.0 Critical Components

Photo #	Item no.[1]	Name	Manufacturer/ trademark[2]	Type / model[2]	Technical data and securement means	Mark(s) of conformity[3]
2	3	Replaceable Plug holder	SABIC INNOVATIVE PLASTICS B V	EXCY0098	PC, V-0, HWI 2, HAI 0, 90°C. Min. thickness: 2.0mm	cURus
			SABIC INNOVATIVE PLASTICS B V	945	PC, V-0, HWI 3, HAI 3, 120°C. Min. thickness: 2.0mm	cURus
			SABIC INNOVATIVE PLASTICS B V	HF500R	PC, V-0, HWI 2, HAI 3, 125°C. Min. thickness: 2.0mm	cURus
			TEIJIN CHEMICALS LTD	LN-1250P	PC, V-0, HWI 3, HAI 0, 115°C , Min thickness: 2.0mm;	cURus
			TEIJIN CHEMICALS LTD	LN-1250G	PC, V-0, HWI 3, HAI 0, 115°C , Min thickness: 2.0mm;	cURus
			CHI MEI CORPORATION	PC-540	PC, V-0, HWI 3, HAI 3, 80°C , Min thickness: 2.0mm;	cURus
5	4	Fuse (FS1)	CONQUER ELECTRONICS CO LTD	MST series	T2A, 250V	cURus
			CONQUER ELECTRONICS CO LTD	PTP-A	T2A, 250V	cURus
			EVER ISLAND ELECTRIC CO LTD & WALTER ELECTRIC	2010	T2A, 250V	cURus
			Walter Electronic Co. Ltd.	ICP series	T2A, 250V	cURus
			BEL FUSE INC	RST series	T2A, 250V	cURus
			COOPER BUSSMANN LLC	SS-5	T2A, 250V	cURus
			DONGGUAN BETTER ELECTRONICS TECHNOLOGY CO LTD	932	T2A, 250V	cURus
			HOLLYLAND CO LTD	32S-020H	T2A, 250V	cURus
			HOLLYLAND CO LTD	5ET	T2A, 250V	cURus
			CONQUER ELECTRONICS CO LTD	MET series	T2A, 250V	cURus
			SHENZHEN LANSON ELECTRONICS CO LTD	SMT	T2A, 250V	cURus
			ZHONG SHAN LANBAO ELECTRICAL APPLIANCES CO LTD	RTI-10	T2A, 250V	cURus
			SHENZHEN WOER HEAT-SHRINKABLE MATERIAL CO LTD	RSFR	600V, 125°C	cURus
				RSFR-H		cURus
				RSFR-HPF		cURus

4.0 Critical Components

Photo #	Item no.[1]	Name	Manufacturer/ trademark[2]	Type / model[2]	Technical data and securement means	Mark(s) of conformity[3]
5	5	Heat-shrinkable tubing	QIFURUI ELECTRONICS CO	QFR-h	600V, 125°C	cURus
			DONGGUAN SALIPT CO LTD	SALIPT S-901-300	Min. 300V, 125°C	cURus
				SALIPT S-901-600		cURus
			GUANGZHOU KAIHENG ENTERPRISE GROUP	K-2 (+)	Min. 300V, 125°C	cURus
				K-2 (CB)		cURus
			CHANGYUAN ELECTRONICS (SHENZHEN) CO LTD	CB-HFT	Min. 300V, 125°C	cURus
5	6	Varistor MOV1 (Optional)	THINKING ELECTRONIC INDUSTRIAL CO LTD	TVR10471K	Max. Continuous voltage: min 300Vac(rms), 85°C	cURus
			THINKING ELECTRONIC INDUSTRIAL CO LTD	TVR14471K	Max. Continuous voltage: min 300Vac(rms), 85°C	cURus
			CENTRA SCIENCE CORP	CNR-10D471K	Max. Continuous voltage: min 300Vac(rms), 105°C	cURus
			CENTRA SCIENCE CORP	CNR-14D471K	Max. Continuous voltage: min 300Vac(rms), 105°C	cURus
			SUCCESS ELECTRONICS CO LTD	SVR10D471K	Max. Continuous voltage: min 300Vac(rms), 105°C	cURus
			SUCCESS ELECTRONICS CO LTD	SVR14D471K	Max. Continuous voltage: min 300Vac(rms), 105°C	cURus
			WALSIN TECHNOLOGY CORP	VZ10D471K	Max. Continuous voltage: min 300Vac(rms), 85°C	cURus
			WALSIN TECHNOLOGY CORP	VZ14D471K	Max. Continuous voltage: min 300Vac(rms), 85°C	cURus
			LIEN SHUN ELECTRONICS CO LTD	10D471K	Max. Continuous voltage: min 300Vac(rms), 105°C	cURus
			LIEN SHUN ELECTRONICS CO LTD	14D471K	Max. Continuous voltage: min 300Vac(rms), 105°C	cURus
			CERAMATE TECHNICAL CO LTD	GNR10D471K	Max. Continuous voltage: min 300Vac(rms), 105°C	cURus
			CERAMATE TECHNICAL CO LTD	GNR14D471K	Max. Continuous voltage: min 300Vac(rms), 105°C	cURus
			BRIGHTKING (SHENZHEN) CO LTD	14D471K	Max. Continuous voltage: min 300Vac(rms), 105°C	cURus

4.0 Critical Components

Photo #	Item no.[1]	Name	Manufacturer/ trademark[2]	Type / model[2]	Technical data and securement means	Mark(s) of conformity[3]
			BRIGHTKING (SHENZHEN) CO LTD	10D471K	Max. Continuous voltage: min 300Vac(rms), 105°C	cURus
			JOYIN CO LTD	JVT10N471K	Max. Continuous voltage: min 300Vac(rms), 125°C	cURus
			JOYIN CO LTD	JVT14N471K	Max. Continuous voltage: min 300Vac(rms), 125°C	cURus
4	7	PCB	Various	Various	Min. 1.6 mm thickness, min. V-0, 130°C, Fully comply with UL 796	cURus
5	8	X capacitor (CX1) (optional)	Cheng Tung Industrial Co., Ltd.	CTX	Max 0.33µF, Min.250V,110°C X1 or X2	cURus
			Tenta Electric Industrial Co. Ltd.	MEX	Max 0.33µF, Min.250V,100°C X1 or X2	cURus
			JOEY ELECTRONICS (DONG GUAN) CO LTD	MPX	Max 0.33µF, Min.250V,110°C X1 or X2	cURus
			Ultra Tech Xiphi Enterprise Co. Ltd.	HQX	Max 0.33µF, Min.250V,110°C X1 or X2	cURus
			Xiangtai Electronic (Shenzhen) Co., Ltd.	MKP	Max 0.33µF, Min.250V,100°C X1 or X2	cURus
			Xiangtai Electronic (Shenzhen) Co., Ltd.	MPX	Max 0.33µF, Min.250V,100°C X1 or X2	cURus
			Carli Electronics Co., Ltd.	MPX	Max 0.33µF, Min.250V,100°C X1 or X2	cURus
			Dain Electronics Co., Ltd.	MEX	Max 0.33µF, Min.250V,100°C X1 or X2	cURus
			Dain Electronics Co., Ltd.	MPX	Max 0.33µF, Min.250V,100°C X1 or X2	cURus
			Dain Electronics Co., Ltd.	NPX	Max 0.33µF, Min.250V,100°C X1 or X2	cURus
			YUON YU ELECTRONICS CO LTD	MPX	Max 0.33µF, Min.250V,100°C X2	cURus
			SINHUA ELECTRONICS (HUZHOU) CO LTD	MPX	Max 0.33µF, Min.250V,110°C X1 or X2	cURus
			JIANGSU XINGHUA HUAYU ELECTRONICS CO LTD	MPX	Max 0.33µF, Min.250V,100°C X2	cURus
			TDK CORPORATION	CD	Y1, AC250V, max 2200pF, -25~+125°C	cURus
			SUCCESS ELECTRONICS CO LTD	SE	Y1, AC250V, max 2200pF, -40~+125°C	cURus

4.0 Critical Components

Photo #	Item no.[1]	Name	Manufacturer/ trademark[2]	Type / model[2]	Technical data and securement means	Mark(s) of conformity[3]
5	9	Y capacitor (CY1, CY2) (Optional)	SUCCESS ELECTRONICS CO LTD	SB	Y1, AC250V, max 2200pF, -40~+125°C	cURus
			MURATA MFG CO LTD	KX	Y1, AC250V, max 2200pF, -40~+125°C	cURus
			WALSIN TECHNOLOGY CORP	AH series	Y1, AC250V, max 2200pF, -40~+125°C	cURus
			HAOHUA ELECTRONIC CO	CT7	Y1, AC250V, max 2200pF, -30~+125°C	cURus
			XIANGTAI ELECTRONIC (SHENZHEN) CO LTD	YO-series	Y1, AC250V, max 1000pF, -25~+125°C	cURus
			JUHONG ELE COMPANY	JB- series	Y1, AC250V, max 2200pF, -25~+125°C	cURus
			JYA-NAY CO LTD	JN	Y1, AC250V, max 2200pF, -25~+125°C	cURus
			JYH CHUNG ELECTRONICS CO LTD	JD	Y1, AC250V, max 2200pF, -40~+125°C	cURus
			WELSON INDUSTRIAL CO LTD	WD	Y1, AC250V, max 2200pF, -55~+125°C	cURus
			WALSIN TECHNOLOGY CORP	AC	Y2, AC250V, max 2200pF, -40~+125°C	cURus
			TDK CORPORATION	CS	Y2, AC250V, max 2200pF, -55~+125°C	cURus
			MURATA MFG CO LTD	KY	Y2, AC250V, max 2200pF, -40~+125°C	cURus
			SUCCESS ELECTRONICS CO LTD	SF	Y2, AC250V, max 2200pF, -40~+125°C	cURus
4	10	Photo Coupler (US2)	EVERLIGHT ELECTRONICS CO LTD	EL1018	Double protection optical isolators, providing 5000 vac isolation	cURus
			COSMO ELECTRONICS CORP	KT1018	Optical isolators, double protection type, providing 5000 V ac isolation	cURus
			LITE-ON TECHNOLOGY CORP	LTV-1004	Double protection optical isolators having an isolation voltage of 5000 V ac	cURus
				XF01032	Output voltage range:5.0V-8.9VDC; Class B with insulation system designation ENG130-1 (ENG ELECTRIC CO LTD); GTX-130-TM (GLOBTEK INC); BOAM-01, B01 (SHAN DONG BOAM ELECTRIC CO LTD) or ZT-130 (WUXI HAOPUWEI ELECTRONICS CO LTD).	NR

4.0 Critical Components

Photo #	Item no.[1]	Name	Manufacturer/ trademark[2]	Type / model[2]	Technical data and securement means	Mark(s) of conformity[3]
5	11	Transformer (T1)	ENG/GlobTek/ BOAM/ HAOPUWEI	XF01033	Output voltage range:9V-14.9VDC; Class B with insulation system designation ENG130-1 (ENG ELECTRIC CO LTD); GTX-130-TM (GLOBTEK INC); BOAM-01, B01 (SHAN DONG BOAM ELECTRIC CO LTD) or ZT-130 (WUXI HAOPUWEI ELECTRONICS CO LTD).	NR
				XF01034	Output voltage range:15V-24VDC; Class B with insulation system designation ENG130-1 (ENG ELECTRIC CO LTD); GTX-130-TM (GLOBTEK INC); BOAM-01, B01 (SHAN DONG BOAM ELECTRIC CO LTD) or ZT-130 (WUXI HAOPUWEI ELECTRONICS CO LTD).	NR
				XF01035	Output voltage range:24.1V-48VDC; Class B with insulation system designation ENG130-1 (ENG ELECTRIC CO LTD); GTX-130-TM (GLOBTEK INC); BOAM-01, B01 (SHAN DONG BOAM ELECTRIC CO LTD) or ZT-130 (WUXI HAOPUWEI ELECTRONICS CO LTD).	NR
9	11a	Bobbin	CHANG CHUN PLASTICS CO LTD	T375J	V-0, 150°C, thickness 0.45 mm min.	cURus
			CHANG CHUN PLASTICS CO LTD	T375HF	V-0, 150°C, thickness 0.45 mm min.	cURus
			CHANG CHUN PLASTICS CO LTD	4130	V-0, 140°C, thickness 0.74 mm min.	cURus
			SUMITOMO BAKELITE CO LTD	PM-9820	V-0, 150°C, thickness 0.45 mm min.	cURus
			HITACHI CHEMICAL CO LTD	CP-J-8800	V-0, 150°C, thickness 0.45 mm min.	cURus
			PACIFIC ELECTRIC WIRE & CABLE (SHENZHEN) CO LTD	UEWN/U	MW28-C, 130°C	cURus
			BOLUO COUNTY XIN LONG ELECTRICIAN DATA CO LTD	2UEW	MW 79-C, 155°C	cURus
			PACIFIC ELECTRIC WIRE & CABLE (SHENZHEN) CO LTD	UEWS/U	MW75-C, 130°C	cURus

4.0 Critical Components

Photo #	Item no.[1]	Name	Manufacturer/ trademark[2]	Type / model[2]	Technical data and securement means	Mark(s) of conformity[3]
7	11b	Magnet wire	JUNG SHING WIRE CO LTD	UEW-4	MW75-C, 130°C	cURus
			JUNG SHING WIRE CO LTD	UEY-2	MW28-C, 130°C	cURus
			JIANGSU HONGLIU MAGNET WIRE TECHNOLOGY CO LTD	2UEW/130	MW75-C, 130°C	cURus
			CHANGZHOU DAYANG WIRE & CABLE CO LTD	2UEW/130	MW75-C, 130°C	cURus
			WUXI JUFENG COMPOUND LINE CO LTD	2UEWB	MW75#, 130°C	cURus
			JIANGSU DARTONG M & E CO LTD	UEW	MW75-C, 130°C	cURus
			SHANDONG SAINT ELECTRIC CO LTD	UEW/130	MW75#, 130°C	cURus
			ZHEJIANG LANGLI ELECTRIC EQUIPMENTS CO LTD	UEW	MW79#, 130°C	cURus
8	11c	Triple-insulated wire	GREAT LEOFLON INDUSTRIAL CO LTD	TRW(B)	Reinforced Insulation, rated 130°C (Class B), 1.41 kVolts peak for Information Technology;	cURus
			COSMOLINK CO LTD	TIW-M(B)	Reinforced Insulation, rated 130°C (Class B), 1.41 kVolts peak for Information Technology;	cURus
			FURUKAWA ELECTRIC CO LTD	TEX-E	Reinforced Insulation, rated 130°C (Class B), 1.41 kVolts peak for Information Technology;	cURus
			TOTOKU ELECTRIC CO LTD	TIW-2	Reinforced Insulation, rated 130°C (Class B), 1.40 kVolts peak for Information Technology;	cURus
			E&B TECHNOLOGY CO LTD	E&B-XXXB	Reinforced Insulation, rated 130°C (Class B), 1.40 kVolts peak for Information Technology;	cURus
			E&B TECHNOLOGY CO LTD	E&B-XXXB-1	Reinforced Insulation, rated 130°C (Class B), 1.40 kVolts peak for Information Technology;	cURus
			CHANGYUAN ELECTRONICS (SHENZHEN) CO LTD	CB-TIW	Reinforced Insulation, rated 130°C (Class B), 1.41 kVolts peak for Information Technology;	cURus
			SHENZHEN JIUDING NEW MATERIAL CO LTD	DTIW-B	Reinforced Insulation, rated 130°C (Class B), 1.40 kVolts peak for Information Technology;	cURus

4.0 Critical Components

Photo #	Item no.[1]	Name	Manufacturer/ trademark[2]	Type / model[2]	Technical data and securement means	Mark(s) of conformity[3]
6	11d	Insulating tape	3M COMPANY ELECTRICAL MARKETS DIV (EMD)	1350F-1	130°C	cURus
			3M COMPANY ELECTRICAL MARKETS DIV (EMD)	1350T-1	130°C	cURus
			3M COMPANY ELECTRICAL MARKETS DIV (EMD)	44	130°C	cURus
			BONDTEC PACIFIC CO LTD	370S	130°C	cURus
			JINGJIANG YAHUA PRESSURE SENSITIVE GLUE CO LTD	PZ	130°C	cURus
			JINGJIANG YAHUA PRESSURE SENSITIVE GLUE CO LTD	CT	130°C	cURus
			JINGJIANG YAHUA PRESSURE SENSITIVE GLUE CO LTD	WF	130°C	cURus
			JINGJIANG JINGYI ADHESIVE PRODUCT CO LTD	JY25-A	130°C	cURus
			CHANG SHU LIANG YI TAPE INDUSTRY CO LTD	LY-XX	130°C	cURus
8	11e	PTFE tubing	GREAT HOLDING INDUSTRIAL CO LTD	TFT	300V, 200°C	cURus
			GREAT HOLDING INDUSTRIAL CO LTD	TFS	600V, 200°C	cURus
			SHENZHEN WOER HEAT-SHRINKABLE MATERIAL CO LTD	WF	600V, 200°C	cURus
			CHANGYUAN ELECTRONICS (SHENZHEN) CO LTD	CB-TT-T	300V, 200°C	cURus

4.0 Critical Components

Photo #	Item no.[1]	Name	Manufacturer/ trademark[2]	Type / model[2]	Technical data and securement means	Mark(s) of conformity[3]
			CHANGYUAN ELECTRONICS (SHENZHEN) CO LTD	CB-TT-S	600V, 200°C	cURus
2	12	Adhesive-Type Label (Not shown)	DONGGUAN XIANGQUAN PRINTING CO LTD	XQ03	Temperature range: -40~+80°C;	cURus
			FAN JA PAPER PRINTING CO LTD	FJ-03-3	Temperature range: -40~+80°C;	cURus
			FAN JA PAPER PRINTING CO LTD	FJ07	Temperature range: -40~+80°C;	cURus
			E-LIN ADHESIVE LABEL CO LTD	EL-15	Temperature range: -40~+80°C;	cURus
			SHENZHEN CORWIN PRINTING CO LTD	CW-01	Temperature range: -40~+80°C;	cURus
			YUEN CHANG SPECIAL PRINTING (SHENZHEN) CO LTD	JL-08	Temperature range: 0~+80°C;	cURus
			GlobTek	Various	Permanently secured Engraving or Silkscreen or Laser printing	NR
			Various	Various	Temperature range: min. -40 ~+80°C; Certified according UL 969.	cURus

NOTES:

1) Not all item numbers are indicated (called out) in the photos, as their location is obvious.

2) “Various“ means any type, from any manufacturer that complies with the "Technical data and securement means" and meets the "Mark(s) of conformity" can be used.

3) Indicates specific marks to be verified, which assures the agreed level of surveillance for the component. "NR" - indicates Unlisted and only visual examination is necessary. "See 5.0" indicates Unlisted components or assemblies to be evaluated periodically refer to section 5.0 for details.

5.0 Critical Unlisted CEC Components

No Unlisted CEC components are used in this report.

6.0 Critical Features
Recognized Component - A component part, which has been previously evaluated by an accredited certification body with restrictions and must be evaluated as part of the basic product considering the restrictions as specified by the Conditions of Acceptability. Listed Component - A component part, which has been previously Listed or Certified by an accredited Certification Organization with no restrictions and is used in the intended application within its ratings. Unlisted Component - A part that has not been previously evaluated to the appropriate designated component standard. It may also be a Listed or Recognized component that is being used outside of its evaluated Listing or component recognition. Critical Features/Components - An essential part, material, subassembly, system, software, or accessory of a product that has a direct bearing on the product's conformance to applicable requirements of the product standard.
Construction Details - For specific construction details, reference should be made to the photographs and descriptions. All dimensions are approximate unless specified as exact or within a tolerance. In addition to the specific construction details described in this Report, the following general requirements also apply.
1. Spacing - In primary circuits, minimum spacing are maintained through air and over surfaces of insulating material between current-carrying parts of opposite polarity and minimum between such current-carrying parts and dead-metal parts or low voltage isolated circuits. Limits between different polarity of Line and Neutral before fuse: Cl = 4.3mm; Cr = 4.3mm. Limits between different polarity of fuse: Cl = 3.8mm; Cr = 3.8mm. Limits between primary parts and secondary parts: Cl = 7.5mm; Cr = 7.5mm.
2. Mechanical Assembly - Components such as switches, fuseholders, connectors, wiring terminals and display lamps are mounted and prevented from shifting or rotating by the use of lockwashers, starwashers, or other mounting format that prevents turning of the component.
3. Corrosion Protection - All ferrous metal parts are protected against corrosion by painting, plating or the equivalent.
4. Accessibility of Live Parts - For adapter models, all uninsulated live parts in primary circuitry are housed within a non-metallic enclosure constructed with no openings and metal enclosure earthed with ventilation holes other than those specifically described in Sections 4 and 5.
5. Grounding - This product is not provided with a means of grounding.
6. Polarized Connection - This product is not provided with a polarized power supply connection.
7. Internal Wiring - No internal wiring.
8. PCB layout - Refer to Illustration No. 3 for PCB layout requiring verification during Field Representative Inspection Audits.
9. Schematics - Refer to Illustration No. 2 or schematics requiring verification during Field Representative Inspection Audits
10. Transformer construction - Refer to Illustration No. 4 to 8 for transformer construction requiring verification during Field Representative Inspection Audits.
11. Markings - The product is marked as follows: brand name, model number, electrical ratings, manufacturer. Refer to Illustration No. 9 for details.
12. Cautionary Markings - No Cautionary Markings.
13. Installation, Operating and Safety Instructions - Instructions for installation and use of this product are provided by the manufacturer. They are kept in file and need not be repeated here.

7.0 Illustrations

Illustration 9 - Marking

Note:
1. The marking plates of the other models listed in this report are identical with below except model name and output parameter.
2. The date code of manufacturing is presented as WWYY, YY = manufacturing year, WW = the week of the manufacturing year, e.g. 0217 = The second week of 2017.

8.0 Test Summary					
Evaluation Period	7-Aug-2017 to 25-Oct-2017			Project No.	170800265SHA
Sample Rec. Date	7-Aug-2017	Condition	Prototype	Sample ID.	0170807-13-001~010
Test Location	Intertek Testing Services Shanghai				
Test Procedure	Testing Lab				

Determination of the result includes consideration of measurement uncertainty from the test equipment and methods. The product was tested as indicated below with results in conformance to the relevant test criteria.

The following tests were performed:

Test Description	Audio/Video, Information And Communication Technology Equipment - Part 1: Safety Requirements [UL 62368-1:2014 Ed.2] Audio/Video, Information And Communication Technology Equipment - Part 1: Safety Requirements [CSA C22.2#62368-1:2014 Ed.2]	Class 2 Power Units [UL 1310:2011 Ed.6+R:01Feb2017]
Energy source classifications	4.2	-
Protection against energy sources	4.3	-
Classification and limits of electrical energy sources	5.2	-
Classification of power sources (PS) and potential ignition sources (PIS)	6.2	-
10 N steady force test	4.6.2	-
Strain on socket-outlet test	4.7.3	-
Temperature test for insulating materials and touch temperature	5.4.1.4, 9.0	-
Determination of working voltage test	5.4.1.8	-
Ball pressure test	5.4.1.10.3	-
Clearances and creepage distances measurement	5.4.2, 5.4.3	-
Solid insulation measurement	5.4.4	-
Humidity conditioning test	5.4.8	-
Electric strength test	5.4.9	-
Thermal energy source classifications	9.2	-
Input test	B.2.5	-
Operating temperature measurement	B.2.6	-
Simulated abnormal operating conditions	B.3	-
Simulated single fault conditions test	B.4	-
Marking durability test	F.3.10	-
Transformer overload tests	G.5.3.3	-
Steady force test – 10 N	T.2	-
Steady force test – 250 N	T.5	-
Drop test	T.7	-
Stress relief Test	T.8	-
Determination of accessible parts test	V.1	-
Maximum moment measurement	-	7.11
Integral plug dimension check	-	14.1.1
Direct plug-in blade secureness test	-	43
Direct plug-in security of input contacts test	-	44.1
Abuse tests	-	46

8.1 Signatures			
A representative sample of the product covered by this report has been evaluated and found to comply with the applicable requirements of the standards indicated in Section 1.0.			
Completed by:	Albert Zhou	Reviewed by:	Will Wang
Title:	Engineer	Title:	Assistant Manager
Signature:	Albert Zhou	Signature:	Will Wang

9.0 Correlation Page For Multiple Listings

The following products, which are identical to those identified in this report except for model number and Listee name, are authorized to bear the ETL label under provisions of the Intertek Multiple Listing Program.

BASIC LISTEE	GlobTek, Inc.
Address	186 Veterans Dr. Northvale, NJ07647
Country	USA
Product	ITE Power Supply

MULTIPLE LISTEE 1	None
Address	
Country	
Brand Name	
ASSOCIATED MANUFACTURER	
Address	
Country	

MULTIPLE LISTEE 1 MODELS	BASIC LISTEE MODELS

MULTIPLE LISTEE 2	None
Address	
Country	
Brand Name	
ASSOCIATED MANUFACTURER	
Address	
Country	

MULTIPLE LISTEE 2 MODELS	BASIC LISTEE MODELS

MULTIPLE LISTEE 3	None
Address	
Country	
Brand Name	
ASSOCIATED MANUFACTURER	
Address	
Country	

MULTIPLE LISTEE 3 MODELS	BASIC LISTEE MODELS

10.0 General Information

The Applicant and Manufacturer have agreed to produce, test and label ETL Listed products in accordance with the requirements of this Report. The Manufacturer has also agreed to notify Intertek and to request authorization prior to using alternate parts, components or materials.

COMPONENTS

Components used shall be those itemized in this Intertek report covering the product, including any amendments and/or revisions.

LISTING MARK

The ETL Listing mark applied to the products shall either be separable in form, such as labels purchased from Intertek, or on a product nameplate or other media only as specifically authorized by Intertek. Use of the mark is subject to the control of Intertek.

The mark must include the following four items:

1) applicable country identifiers "US" and/or "C" or "US", "C" and "EU"
2) the word "Listed" or "Classified" or "Recognized Component" (whichever is appropriate)
3) a control number issue by Intertek
4) a product descriptor that identifies the standards used for certification. Example:

For US standards, the words, “Conforms to” shall appear with the standard number along with the word, “Standard” or “Std.” Example: “Conforms to ANSI/UL Std. XX.”

For Canadian standards, the words “Certified to CAN/CSA Standard CXX No. XX.” shall be used, or abbreviated, “Cert. to CAN/CSA Std. CXX No. XX.”

Can be used together when both standards are used.

Note: A facsimile must be submitted to Intertek, Attn: Follow-up Services for approval prior to use. The facsimile need not have a control number. A control number will be issued **after signed Certification Agreements** have been received by the Follow-up Services office, approval of the facsimile of your proposed Listing Mark, satisfactory completion of the Listing Report, and scheduling of a factory assessment in your facility.

MANUFACTURING AND PRODUCTION TESTS

Manufacturing and Production Tests shall be performed as required in this Report.

FOLLOW-UP SERVICE

Periodic unannounced audits of the manufacturing facility (and any locations authorized to apply the mark) shall be scheduled by Intertek. An audit report shall be issued after each visit. Special attention will be given to the following:

1. Conformance of the manufactured product to the descriptions in this Report.
2. Conformance of the use of the ETL mark with the requirements of this Report and the Certification Agreement.
3. Manufacturing changes.
4. Performance of specified Manufacturing and Production Tests.

In the event that the Intertek representative identifies non-conformance(s) to any provision of this Report, the Applicant shall take one or more of the following actions:

1. Correct the non-conformance.
2. Remove the ETL Mark from non-conforming product.
3. Contact the issuing product safety evaluation center for instructions.

10.1 Evaluation of Unlisted Components

Because Unlisted Components are uncontrolled, and they do not fall under a third party follow up program, Intertek may require these components to be tested and/or evaluated at least once annually, more often for certain components, as part of the independent certification process. The Unlisted Components in Section 5.0 require testing and/or evaluation as indicated.

Note to Intertek Follow Up Inspector: The Component Evaluation Center, CEC, will notify you in writing when these components must be selected and sent to the CEC for re-evaluation

Ship the samples to:
Intertek Testing Services Shanghai Limited
ETL Component Evaluation Center
Building No. 86, 1198 Qinzhou Road (North)

Shanghai 200233, China
Attn: Ms. Angela Han
Sample Disposition: Due to the destructive nature of the testing, all samples will be discarded at the conclusion of testing unless, the manufacturer specifically requests the return of the samples. The request for return must accompany the initial component shipment.

11.0 Manufacturing and Production Tests

The manufacturer agrees to conduct the following Manufacturing and Production Tests as specified:

Required Tests

Dielectric Voltage Withstand Test

11.1 Dielectric Voltage Withstand Test

Method

One hundred percent of production of the products covered by this Report shall be subjected to a routine production line dielectric withstand test.

The test shall be conducted on products, which are fully assembled. Prior to applying the test potential, all switches, contactors, relays, etc., should be closed so that all primary circuits are energized by the test potential. If all primary circuits cannot be tested at one time, then separate applications of the test potential shall be made.

The test voltage specified below shall be applied between primary circuits and accessible dead-metal parts. The test voltage may be gradually increased to the specified value but must be maintained at the specified value for one second or one minute as required.

Test Equipment

The test equipment shall incorporate a transformer with an essentially sinusoidal output, a means to indicate the applied test potential, and an audible and/or visual indicator of dielectric breakdown.
The test equipment shall incorporate a voltmeter in the output circuit to indicate directly the applied test potential if the rated output of the test equipment is less than 500VA.
If the rated output of the test equipment is 500VA or more, the applied test potential may be indicated by either:
1 - a voltmeter in the primary circuit;
2 - a selector switch marked to indicate the test potential; or
3 - a marking in a readily visible location to indicate the test potential for test equipment having a single test potential output.
In cases 2 and 3, the test equipment shall include a lamp or other visual means to indicate that the test potential is present at the test equipment output. All test equipment shall be maintained in current calibration.

Products Requiring Dielectric Voltage Withstand Test:

Product	Test Voltage	Test Time
All products covered by this Report.		
Between mains input to output terminal / enclosure with metal foil	3000Vac	1 - 4 s

12.0 Revision Summary

The following changes are in compliance with the declaration of Section 8.1:

Date/ Proj # Site ID	Project Handler/ Reviewer	Section	Item	Description of Change
				None