

ORT

TEST REPORT

**ISSUED BY**

Shenzhen Balun Technology Co., Ltd.

Block B, 1st FL, Building 2#, Baisha Science and Technology Park
Shahe Xi Road, Nanshan District, Shenzhen, Guangdong Province, P
R. China 518055

TEL: +86-755-66850100

FAX: +86-755-61824271

Website: www.baluntek.com

FOR
Internal Power Supply

ISSUED TO
GlobTek, Inc.

186 Veterans DR Northvale NJ 07647

Unites States



Report No: BL-13A00D-201

EUT Type: Internal Power Supply

Model Name: GTD93035H6013.2-F,
GTD93035L6013.2-F

Brand Name: /

Test Standard: Refer to Test Standards

Test conclusion: Pass; Fail

Date of Issue: Nov 01, 2013

Testing Methods

Test 1 Sinusoidal Vibration Test (Operational)

The power supply subassembly must be rigidly clamped directly to the vibration shaker. Sinusoidal vibration, 0.25G_{peak}, 0.1G_{min}, 10 to 500Hz, 0.25 oct/min in each of three mutually perpendicular axes. The test duration shall be one sweep from 10 to 500 to 10 Hz in each of three mutually perpendicular axes. Tests on each perpendicular axis is 1.5 hours.

Test 2 Random Vibration Test (Operational)

The power supply subassembly must be rigidly clamped directly to the vibration shaker. 0.002G²/Hz, 10 to 500Hz, nominal 1.0Grms in each of three mutually perpendicular axes. The test duration shall be 0.5 hour per axis for a total test duration of 1.5 hours. Tests on each perpendicular axis is 2 hours.

Test 3 Half Sine Wave Shock Vibration Test (Operational)

The power supply subassembly must be rigidly clamped directly to the shock machine's working surface. 5G, 11ms duration, half sine wave shock in each direction of the three mutually perpendicular axes. There shall be one shock input in each direction of three mutually perpendicular axes for a total of six shock inputs.

Test 4 Square Wave Shock Vibration Test (Non-Operational)

The power supply subassembly must be rigidly clamped directly to the shock machine's working surface. 40G, 166 in/sec velocity change, square wave shock in each direction of three mutually perpendicular axes. There shall be one shock input in each direction of three mutually perpendicular axes for a total of six shock inputs.

Testing results

Test 1 Sinusoidal Vibration Test (Operational)

X-axes

	Before Tests		After tests			
Sample number	O/P Voltage (V)	O/P Load (A)	O/P Voltage (V)	O/P Load (A)	Vo_limit	Pass / Fail
1	13.27	4.52A	13.22	4.52A	13.07V-13.33V	Pass
2	13.19		13.18			Pass

Y-axes

	Before Tests		After tests			
Sample number	O/P Voltage (V)	O/P Load (A)	O/P Voltage (V)	O/P Load (A)	Vo_limit	Pass / Fail
1	13.24	4.52A	13.23	4.52A	13.07V-13.33V	Pass
2	13.18		13.16			Pass

Z-axes

	Before Tests		After tests			
Sample number	O/P Voltage (V)	O/P Load (A)	O/P Voltage (V)	O/P Load (A)	Vo_limit	Pass / Fail
1	13.24	4.52A	13.22	4.52A	13.07V-13.33V	Pass
2	13.19		13.16			Pass

Test 2 Random Vibration Test (Operational)

X-axes

	Before Tests		After tests			
Sample number	O/P Voltage (V)	O/P Load (A)	O/P Voltage (V)	O/P Load (A)	Vo_limit	Pass / Fail
1	13.27	4.52A	13.25	4.52A	13.07V-13.33V	Pass
2	13.21		13.18			Pass

Y-axes

	Before Tests		After tests			
Sample number	O/P Voltage (V)	O/P Load (A)	O/P Voltage (V)	O/P Load (A)	Vo_limit	Pass / Fail
1	13.26	4.52A	13.23	4.52A	13.07V-13.33V	Pass
2	13.20		13.21			Pass

Testing results

Z-axes

Sample number	Before Tests		After tests		Vo_limit	Pass / Fail
	O/P Voltage (V)	O/P Load (A)	O/P Voltage (V)	O/P Load (A)		
1	13.25	4.52A	13.10	4.52A	13.07V-13.33V	Pass
2	13.21		13.09			Pass

Test 3 Half Sine Wave Shock Vibration Test (Operational)
X-axes

Sample number	Before Tests		After tests		Vo_limit	Pass / Fail
	O/P Voltage (V)	O/P Load (A)	O/P Voltage (V)	O/P Load (A)		
1	13.27	4.52A	13.26	4.52A	13.07V-13.33V	Pass
2	13.22		13.19			Pass

Y-axes

Sample number	Before Tests		After tests		Vo_limit	Pass / Fail
	O/P Voltage (V)	O/P Load (A)	O/P Voltage (V)	O/P Load (A)		
1	13.26	4.52A	13.24	4.52A	13.07V-13.33V	Pass
2	13.20		13.21			Pass

Z-axes

Sample number	Before Tests		After tests		Vo_limit	Pass / Fail
	O/P Voltage (V)	O/P Load (A)	O/P Voltage (V)	O/P Load (A)		
1	13.24	4.52A	13.20	4.52A	13.07V-13.33V	Pass
2	13.22		13.20			Pass

Testing results

Test 4 Square Wave Shock Vibration Test (Non-Operational)

X-axes

	Before Tests		After tests			
Sample number	O/P Voltage (V)	O/P Load (A)	O/P Voltage (V)	O/P Load (A)	Vo_limit	Pass / Fail
1	13.26	4.52A	13.24	4.52A	13.07V-13.33V	Pass
2	13.23		13.20			Pass

Y-axes

	Before Tests		After tests			
Sample number	O/P Voltage (V)	O/P Load (A)	O/P Voltage (V)	O/P Load (A)	Vo_limit	Pass / Fail
1	13.25	4.52A	13.23	4.52A	13.07V-13.33V	Pass
2	13.23		13.22			Pass

Z-axes

	Before Tests		After tests			
Sample number	O/P Voltage (V)	O/P Load (A)	O/P Voltage (V)	O/P Load (A)	Vo_limit	Pass / Fail
1	13.26	4.52A	13.23	4.52A	13.07V-13.33V	Pass
2	13.22		13.19			Pass

Photo Document




Photo 1



Photo 2

Photo Document




Photo 3




Photo 4

Photo Document




Photo 5




Photo 6

Photo Document



Photo 6




Photo 7

Photo Document


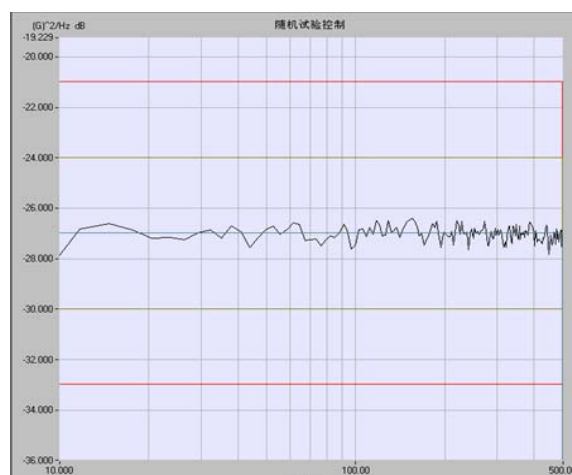
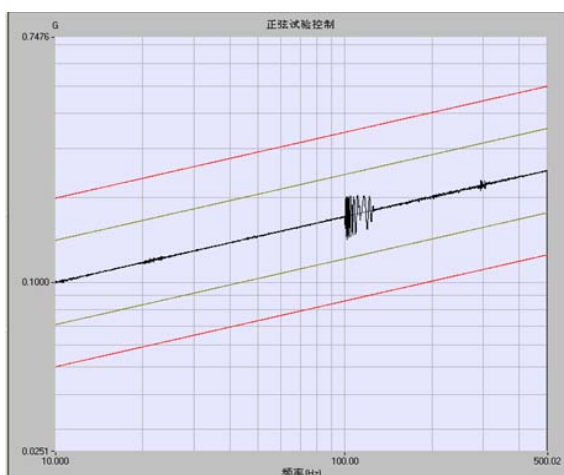


Photo 8



Experimental spectra

Testing equipment

No.	Equipment name	Model	Manufacture	Serial number	Calibration date
1	Vibration tester	ES-20-320	Suzhou Dongling	BZ_KKX_001	2013-9-28
2	Shock and Bump tester	SY11-50	Suzhou Dongling	BZ_KKX_002	2013-9-28