電磁相容試驗報告

申請廠商	:	聚力群興業有限公司
地址	:	臺北市大安區復興南路 2 段 65 號 8 樓之 5
產品名稱	:	電源供應器
主型號		GT-43004P15024-T3
系列型號	:	GT-43004P10012-T3,GT-43004P10012-T3A, GT-43004P12012-T3,GT-43004P12012-T3A, GT-43004P12016-1.0-T3,GT-43004P12016-1.0-T3A, GT-43004P12016-T3,GT-43004P12016-T3A, GT-43004P12019-1.0-T3,GT-43004P12019-1.0-T3A, GT-43004P12019-T3,GT-43004P12019-T3A, GT-43004P15024-T3A
檢驗標準	:	CNS 13438 (乙類設備) 95 年完整版
試驗結果	:	合格

填發本型式認可報告之試驗機構 (認可領域代號)

世騰電子科技股份有限公司 (**SL2-IN-E-0054**)

實驗室認證資格

Testing Laboratory
1439

案件受理日期: 106 年 12 月 01 日
報告發行日期: 107 年 03 月 01 日

目　　錄

2-
證 明 書 3
1. 一般描述 4
1.1. 待測設備樣品/特性 4
1.2. 差異說明 4
1.3. 測試軟體及測試模式 4
1.4. 受測裝置之系統說明 6
1.5. 測試週邊配置圖 6
2. 測試情形之描述 7
2.1. 測試場地 7
2.2. 測試電壓 7
2.3. 量測方法之法規 7
2.4. 測試依據法規 7
2.5. 量測頻率範圍 7
2.6. 量測距離 7
2.7. 量測不確定度 8
3. 電源線與電信埠傳導干擾之量測規定 9
3.1. 適用標準 9
3.2. 測試方法 9
3.3. 測試擺設圖 10
3.4. 測試儀器 10
3.5. 電源端之傳導干擾測試結果及數據 11
3.6. 電信埠之傳導干擾測試結果及數據 71
3.7. 電源端之傳導干擾配置照片 72
4. 輻射干擾場強之量測 73
4.1. 適用標準 73
4.2. 測試程序 73
4.3. 測試擺設圖 74
4.4. 測試儀器 74
4.5. 測試結果及數據(30MHz-1GHz) 75
4.6. 輻射量測之配置照片(30MHz-1GHz) 135
5. 對策元件及干擾源一覽表 136
5.1. 對策元件 136
5.2. 干擾源 136
附錄 A: 產品照 ..... A1 ~ A10

證 明 書

CNS 13438 乙類

申請廠商	:	聚力群興業有限公司
地址	:	臺北市大安區復興南路 2 段 65 號 8 樓之 5
主型號	:	電源供應器
產品型號	:	GT-43004P15024-T3
系列型號		GT-43004P10012-T3,GT-43004P10012-T3A, GT-43004P12012-T3,GT-43004P12012-T3A, GT-43004P12016-1.0-T3,GT-43004P12016-1.0-T3A, GT-43004P12016-T3,GT-43004P12016-T3A, GT-43004P12019-1.0-T3,GT-43004P12019-1.0-T3A, GT-43004P12019-T3,GT-43004P12019-T3A, GT-43004P15024-T3A
該產品樣品試驗依據之試驗標準	:	**CNS 13438 乙類** 規範修訂日期:本試驗報告所列之量測皆依據 CNS 13438 95 年完整版之規定來執行。

茲在此鄭重聲明：
本試驗報告所列之待測設備樣品已於民國 107 年 03 月 01 在本公司的標準測試場地完成詳細及完整之量測。並判斷此待測設備樣品確實符合 CNS 13438 乙類中所規定之各測試項目限制值。

備註：本測試報告僅對受測之樣品負責。非經本公司同意，測試報告不得摘錄複印使用。（全部複製除外）。

電源傳導干擾測試場地編號: SR101, 輻射干擾測試場地編號: AC101

實驗室認可證書有效期限：109 年 07 月 08 日

實驗室認可編號及範圍：1439 (9 kHz to 40 GHz)

特據此證明！

測試項目	檢驗儀器	檢驗結果	結果判定
電源傳導干擾之量測	請參閱 3.4 節	請參閱 3.5 節	合格
電信埠傳導干擾之量測	請參閱 3.4 節	請參閱 3.6 節	免驗
輻射干擾場強之量測	請參閱 4.4 節	請參閱 4.5 節	合格

報告簽署人：

1. 一般描述

1.1. 待測設備樣品/特性

- Input: 100-240Vac, 50-60Hz, 2.0A
- Output:詳見如下列表

型號	輸入電流	輸出電壓/輸出電流	輸出功率	變壓器
GT-43004P10012-T3 GT-43004P10012-T3A	12	8.33	100	XF00735
GT-43004P12012-T3 GT-43004P12012-T3A	12	10	120	XF00735
GT-43004P12016-1.0-T3 GT-43004P12016-1.0-T3A	15	8	120	XF00734
GT-43004P12016-T3 GT-43004P12016-T3A	16	7.5	120	XF00734
GT-43004P12019-1.0-T3 GT-43004P12019-1.0-T3A	18	6.66	120	XF00738
GT-43004P12019-T3 GT-43004P12019-T3A	19	6.31	120	XF00738
GT-43004P15024-T3 GT-43004P15024-T3A	24	6.25	150	XF00722

1.2. 差異說明

1. 型號之間的型號命名不同，線路圖及Layout相同；
2. 產品輸出電壓，輸出電流，搭配的變壓器(詳見型號清單，另變壓器的差異為：變壓器次級的匝數不同，而輸出電壓不同)及使用的電源插接器 (CON1)不同。
3. 型號名帶”T3”使用C14 type的電源插接器; 型號名帶”T3A”使用C6 type的電源插接器。

1.3. 測試軟體及測試模式

- 測試軟體如下:
  1. 將量測系統之全部電源打開。
  2. 將待測物帶載，使其不斷輸出功率。
  3. 讀取讀值並記錄於測報中。

XF00735 變壓器评估方式如下：
本申請件先以測試電壓 110V 分別搭配最大電壓最大電流的樣品 GT-43004P12012-T3 和 GT-43004P12012-T3A 進行滿載測試，經驗證以測試模式 2 較差,然後以 110V 對 GT-43004P12012-T3A 進行半載測試,最後以測試電壓 220V 搭配 GT-43004P12012-T3A 進行滿載,半載測試,共測下列模式:

測試模式 1: Full Load 12V/10A with GT-43004P12012-T3(110V/60Hz)
測試模式 2: Full Load 12V/10A with GT-43004P12012-T3A(110V/60Hz)
測試模式 3: Half Load 12V/5A with GT-43004P12012-T3A(110V/60Hz)
測試模式 4: Full Load 12V/10A with GT-43004P12012-T3A (220V/60Hz)
測試模式 5: Half Load 12V/5A with GT-43004P12012-T3A (220V/60Hz)
經驗證測試模式 1,2,3,4,5 作為發報告之依據

XF00734 變壓器評估方式如下：

- 本申請件先以測試電壓 110V 分別搭配此款變壓器的最大電流的產品 GT-43004P12016-1.0-T3 和 GT-43004P12016-1.0-T3A 進行滿載測試，經驗證以測試模式 2 較差,然後以 110V 對 GT-43004P12016-1.0-T3A 進行半載測試,最後以測試電壓 220V 搭配 GT-43004P12016-1.0-T3A 進行滿載,半載測試,再對此款變壓器的最大電壓的產品 GT-43004P12016-T3 和 GT-43004P12016-T3 A 以如上原則進行評估, 共測下列模式:

測試模式 1: Full Load 15V/8.0A with GT-43004P12016-1.0-T3 (110V/60Hz)
測試模式 2: Full Load 15V/8.0A with GT-43004P12016-1.0-T3A (110V/60Hz)
測試模式 3: Half Load 15V/4.0A with GT-43004P12016-1.0-T3A (110V/60Hz)
測試模式 4: Full Load 15V/8.0A with GT-43004P12016-1.0-T3A (220V/60Hz)
測試模式 5: Half Load 15V/4.0A with GT-43004P12016-1.0-T3A (220V/60Hz)
測試模式 6: Full Load 16V/7.5A with GT-43004P12016-T3 (110V/60Hz)
測試模式 7: Full Load 16V/7.5A with GT-43004P12016-T3 A(110V/60Hz)
測試模式 8: Half Load 16V/3.75A with GT-43004P12016-T3 A (110V/60Hz)
測試模式 9: Full Load 16V/7.5A with GT-43004P12016-T3 A (220V/60Hz)
測試模式 10: Half Load 16V/3.75A with GT-43004P12016-T3 A (220V/60Hz)

經驗證測試模式 1,2,3,4,5,6,7,8,9,10 作為發報告之依據

XF00738 變壓器評估方式如下：

- 本申請件先以測試電壓 110V 分別搭配此款變壓器的最大電流的產品 GT-43004P12019-1.0-T3 和 GT-43004P12019-1.0-T3A 進行滿載測試，經驗證以測試模式 2 較差,然後以 110V 對 GT-43004P12019-1.0-T3A 進行半載測試,最後以測試電壓 220V 搭配 GT-43004P12019-1.0-T3A 進行滿載,半載測試,再對此款變壓器的最大電壓的產品 GT-43004P12019-T3 和 GT-43004P12019-T3A 以如上原則進行評估, 共測下列模式:

測試模式 1: Full Load 18V/6.66A with GT-43004P12019-1.0-T3 (110V/60Hz)
測試模式 2: Full Load 18V/6.66A with GT-43004P12019-1.0-T3A (110V/60Hz)
測試模式 3: Half Load 18V/3.33A with GT-43004P12019-1.0-T3A (110V/60Hz)
測試模式 4: Full Load 18V/6.66A with GT-43004P12019-1.0-T3A (220V/60Hz)
測試模式 5: Half Load 18V/3.33A with GT-43004P12019-1.0-T3A (220V/60Hz)
測試模式 6: Full Load 19V/6.31A with GT-43004P12019-T3 (110V/60Hz)
測試模式 7: Full Load 19V/6.31A with GT-43004P12019-T3A (110V/60Hz)
測試模式 8: Half Load 19V/3.155A with GT-43004P12019-T3A (110V/60Hz)
測試模式 9: Full Load 19V/6.31A with GT-43004P12019-T3A (220V/60Hz)
測試模式 10: Half Load 19V/3.155A with GT-43004P12019-T3A (220V/60Hz)

經驗證測試模式 1,2,3,4,5,6,7,8,9,10 作為發報告之依據

XF00722 變壓器评估方式如下：

本申請件先以測試電壓 110V 分別搭配 GT-43004P15024-T3 和 GT-43004P15024-T3A 進行滿載測試，經驗證以測試模式 2 較差,然後以 110V 對 GT-43004P15024-T3A 進行半載測試,最後以測試電壓 220V 搭配 GT-43004P15024-T3A 進行滿載,半載測試,共測下列模式:

測試模式 1: Full Load 24V/6.25A with GT-43004P15024-T3 (110V/60Hz)
測試模式 2: Full Load 24V/6.25A with GT-43004P15024-T3A (110V/60Hz)
測試模式 3: Half Load 24V/3.125A with GT-43004P15024-T3A (110V/60Hz)
測試模式 4: Full Load 24V/6.25A with GT-43004P15024-T3A (220V/60Hz)
測試模式 5: Half Load 24V/3.125A with GT-43004P15024-T3A (220V/60Hz)

經驗證測試模式 1,2,3,4,5 作為發報告之依據

- 本申請件工作頻率為 65 KHz 且未大於 108MHz 並無電信埠，故不需測試輻射干擾 1GHz 以上及電信埠傳導干擾等測試項目。

1.4. 受測裝置之系統說明

設備	廠牌	型號	檢磁號碼	長度/訊號線類別	長度/電源線類別
負載	N/A	N/A	N/A	N/A	N/A
電錶	FLUKE	319	N/A	N/A	N/A

1.5. 測試週邊配置圖

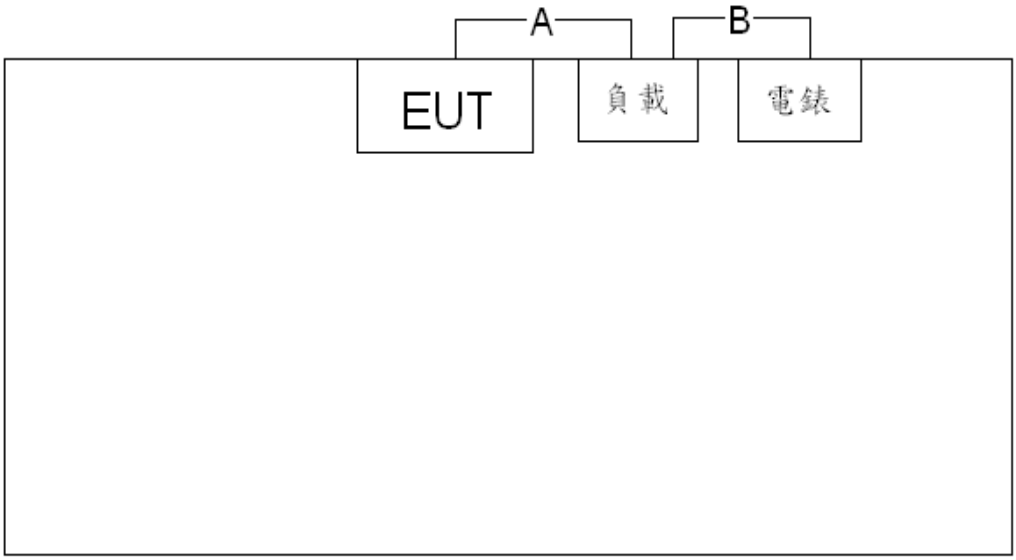

No.	Cable	Quantity	Description
A	DC Cable	1	Shielding,1.5m
B	Meter Cable	2	Non- Shielded, 1.2m

2. 測試情形之描述

2.1. 測試場地

☐測試場地位置	世騰電子科技股份有限公司 桃園市蘆竹區聯福街 2 巷 10 號 電話：886-3-3226-888 傳真：886-3-3226-881 新北市石碇區十八重溪 68 之 1 號 電話：886-2-2663-8582	
	傳導測試場地	CON1
	10M測試場地	OATS2, 10M
	3M測試場地	VSWR, 10M
☒測試場地位置	蘇州世麒電子科技有限公司 蘇州工業園區唐莊路 66 號 電話：+86-512-6917-5888 傳真：+86-512-6917-5666	
	傳導測試場地	SR101
	10M測試場地	AC101
	3M測試場地	AC101

2.2. 測試電壓

AC 110V / 60Hz

2.3. 量測方法之法規

CNS 13438 95 年完整版 乙類

2.4. 測試依據法規

CNS 13438 95 年完整版 乙類

2.5. 量測頻率範圍

傳導干擾量測：自 150 KHz 至 30 MHz (含電信埠 ISN 測試)

輻射干擾量測：自 30 MHz 至 1000 MHz

Site VSWR：自 1 GHz 至 18 GHz

2.6. 量測距離

天線至待測設備之輻射干擾場強量測距離為 10 米及 3 米(1G 以上)

2.7. 量測不確定度

Measurement	Frequency	Uncertainty
Conducted emissions(LINE)	9KHz-30MHz	+/- 0.7738 dB
Conducted emissions(NEUTRAL)	9KHz-30MHz	+/- 0.7886 dB

Measurement	Polarity	Frequency	Uncertainty
Radiated emissions (below 1GHz)	H	30MHz ~ 200MHz	+/- 3.8909dB
		200MHz ~1000MHz	+/- 3.6555dB
	V	30MHz ~ 200MHz	+/- 3.8948dB
		200MHz ~1000MHz	+/- 3.6538dB

The measurement uncertainty will be considered, when test result margin to the limit.

3. 電源線與電信埠傳導干擾之量測規定

3.1. 適用標準

3.1.1. 電源線傳導干擾

電源線傳導干擾電壓之量測係依據 CNS 13438 第八點之量測方法，量測儀器以 9KHz 之頻寬，從 150KHz 至 30MHz 之頻段量測待測物電壓，自電源線送出之干擾訊號。待測物被放置於離金屬地平面 80 cm 之非金屬性的木桌上，如章節 5.3.。所有週邊及連接線之位置及擺設在合理及可能的應用情形下變換位置以獲得最大之傳導干擾電壓。

乙類資訊技術設備電源端之傳導擾動限制值

頻率範圍 MHz	限制值 dB (uV)	
	準峰值	平均值
0.15~0.5	66~56	56~46
0.5~5	56	46
5~30	60	50
備註: 1. 在頻率的轉換點，應採用較嚴之限制值。 2. 在頻率 0.15 MHz 至 0.50 MHz 之間，限制值隨著頻率的對數值做線性的遞減。		

3.1.2. 電信埠傳導干擾

電信埠傳導干擾之量測係依據 CNS 13438 9.6.3 之量測方法，量測儀器以 9KHz 之頻寬，從 150KHz 至 30MHz 之頻段量測待測物電信埠之干擾訊號。待測物的擺設方式如 CNS 13438 附錄 C 所示。

乙類設備電信埠之共模(異對稱模式)傳導擾動限制值

頻率範圍 MHz	電壓限制值 dB (uV)		電流限制值 dB (uA)	
	準峰值	平均值	準峰值	平均值
0.15~0.5	84~74	74~64	40~30	30~20
0.5~30	74	64	30	20
備註: 1. 在 0.15 MHz 至 0.5 MHz 的頻帶中，限制值隨著頻率的對數關係遞減。 2. 電流與電壓的擾動限制值是使用阻抗穩定電路(ISN)檢測出來的，ISN 對待測電信埠所顯現的共模(異對稱模式)阻抗為 150Ω (轉換因子為 20 $\log_{10}$ 150/1 = 44dB)。				

3.2. 測試方法

3.2.1. 電源線傳導干擾

a. 待測物被放置於離金屬牆 0.4 米且離任何接地之金屬面至少 80 公分以上。
b. 將待測物之電源連接至 LISN 之電源輸出端。並將 LISN 之電源輸入端接至經過電源濾波器之電源。
c. 將週邊之電源接至輔助 LISN 之電源輸出端。
d. LISN 提供 50ohm 耦合阻抗至量測儀器。
e. 火線及中線皆被檢查及量測以獲得最大之傳導干擾電壓。
f. 量測之頻率範圍自 150KHz 至 30MHz。
g. 設定量測儀器至峰值偵測功能，且指定頻寬，再執行峰值保留模式開始量測。
h. 選擇至少最高之 6 點，進行準峰值及平均值量測，並記錄於試驗報告中。

3.2.2. 電信埠傳導干擾

a. 待測物被放置於離垂直參考地面 0.4 米的位置。
b. 將待測物之電源連接至 LISN 之電源輸出端，並將 LISN 之電源輸入端接至經過電源濾波器之電源; 待測物之訊號線接至 ISN 之 EUT 端。
c. 將週邊之電源接至輔助 LISN 之電源輸出端; 週邊之訊號線接至 ISN 之 AE 端。
d. ISN 提供 50ohm 耦合阻抗至量測儀器。
e. 訊號線被檢查及量測以獲得最大之電信埠擾動值。
f. 量測之頻率範圍自 150KHz 至 30MHz。
g. 設定量測儀器至峰值偵測功能，且指定頻寬，再執行峰值保留模式開始量測。
h. 選擇至少最高之 6 點，進行準峰值及平均值量測，並記錄於試驗報告中。

3.3. 測試擺設圖

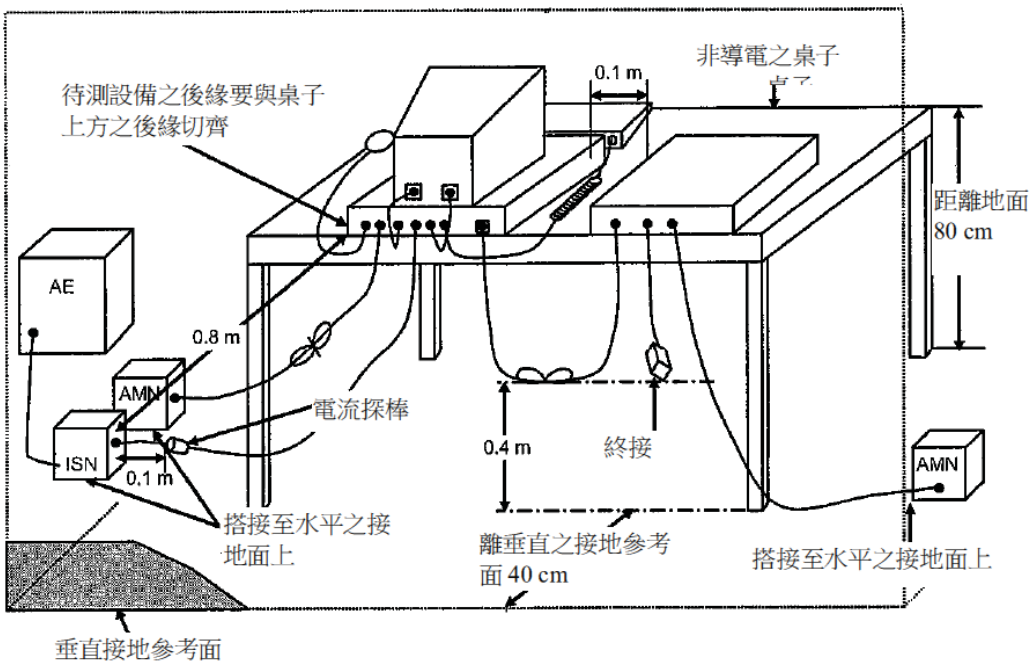

3.4. 測試儀器

儀器名稱	廠商	型號	序號	校驗日期	下次校驗日期
Test Receiver	R&S	ESCI	100565	2017.07.19	2018.07.18
AMN	R&S	ESH2-Z5	100182	2017.08.26	2018.08.25
Two-Line V-Network	R&S	ENV216	100325	/	/
Pulse Limiter	R&S	ESH3-Z2	100529	2017.03.22	2018.03.21
EZ-EMC	Fala	Ver CT3A1	N/A	N/A	N/A

3.5. 電源端之傳導干擾測試結果及數據

Power :	AC 110V	Pol/Phase :	NEUTRAL
Test Mode 1 :	Full Load 12V/10A with GT-43004P12012-T3 (110V/60Hz)	Temperature :	22°C
Memo :	DC 12V/10A	Humidity :	50 %
Test Date :	2017.12.04	Transformer :	XF00735

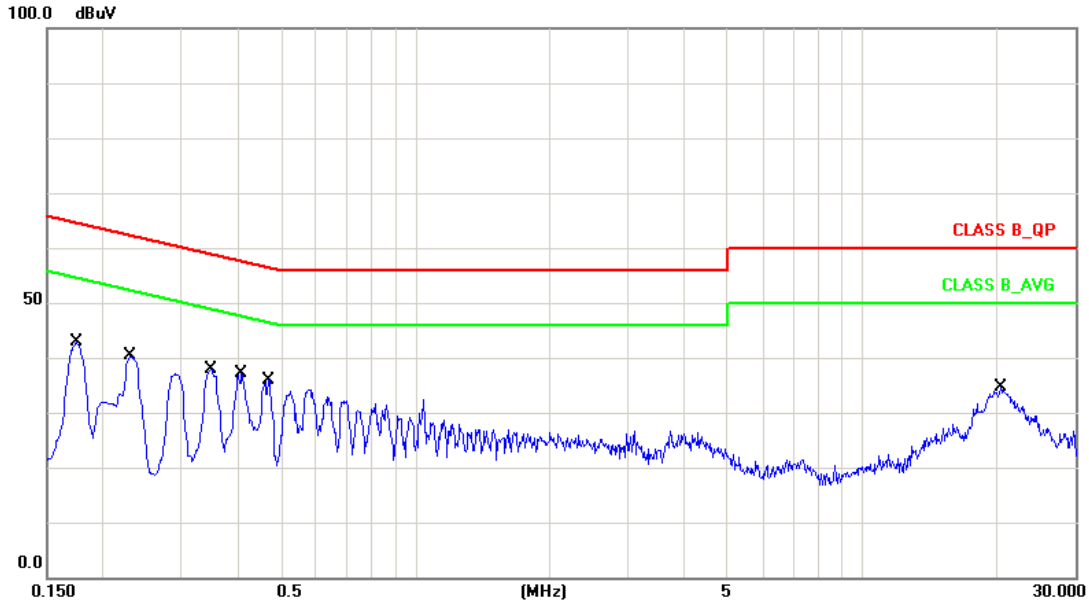

No.	Frequency (MHz)	Factor (dB)	Reading (dBuV)	Level (dBuV)	Limit (dBuV)	Margin (dB)	Detector
1	0.1740	10.13	30.75	40.88	64.76	-23.88	QP
2	0.1740	10.13	29.37	39.50	54.76	-15.26	AVG
3	0.2300	10.12	25.95	36.07	62.45	-26.38	QP
4	0.2300	10.12	21.95	32.07	52.45	-20.38	AVG
5	0.3500	10.15	25.02	35.17	58.96	-23.79	QP
6	0.3500	10.15	22.15	32.30	48.96	-16.66	AVG
7	0.4100	10.15	23.19	33.34	57.65	-24.31	QP
8	0.4100	10.15	21.06	31.21	47.65	-16.44	AVG
9	0.4700	10.16	21.66	31.82	56.51	-24.69	QP
10	0.4700	10.16	19.42	29.58	46.51	-16.93	AVG
11	20.3940	10.34	17.58	27.92	60.00	-32.08	QP
12	20.3940	10.34	11.39	21.73	50.00	-28.27	AVG

Note: Level = Reading + Factor

Margin = Level – Limit

Factor = (LISN or ISN or PLC or current probe) Factor + Cable Loss+ Attenuator

Power :	AC 110V	Pol/Phase :	LINE
Test Mode 1 :	Full Load 12V/10A with GT-43004P12012-T3(110 V/60Hz)	Temperature :	22°C
Memo :	DC 12V/10A	Humidity :	50 %
Test Date :	2017.12.04	Transformer :	XF00735

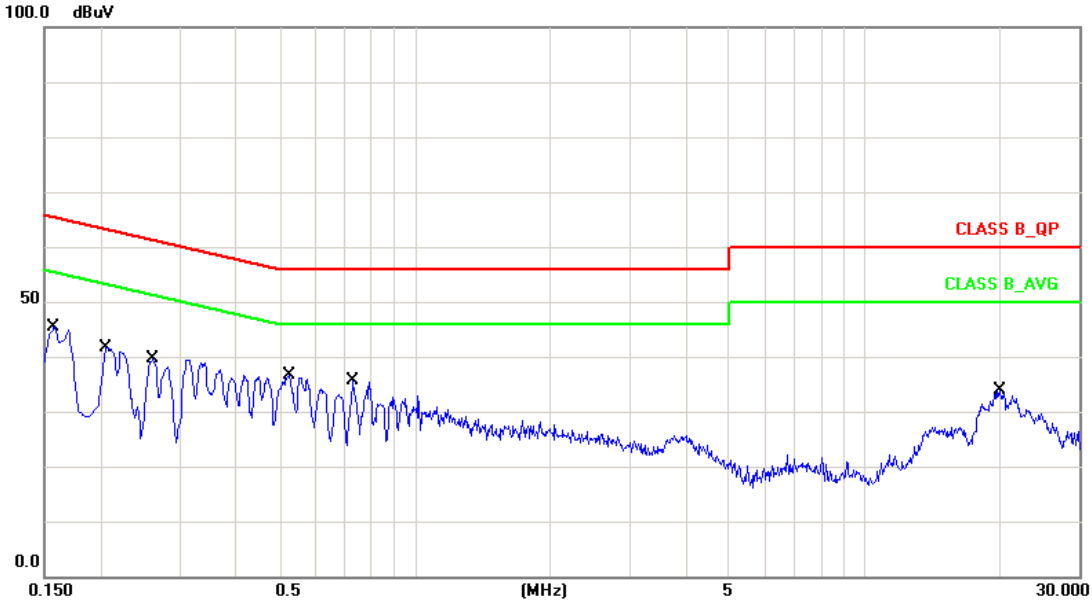

No.	Frequency (MHz)	Factor (dB)	Reading (dBuV)	Level (dBuV)	Limit (dBuV)	Margin (dB)	Detector
1	0.1580	10.13	13.76	23.89	65.56	-41.67	QP
2	0.1580	10.13	7.22	17.35	55.56	-38.21	AVG
3	0.2060	10.12	17.11	27.23	63.36	-36.13	QP
4	0.2060	10.12	3.52	13.64	53.36	-39.72	AVG
5	0.2620	10.13	9.50	19.63	61.36	-41.73	QP
6	0.2620	10.13	1.28	11.41	51.36	-39.95	AVG
7	0.5260	10.16	13.58	23.74	56.00	-32.26	QP
8	0.5260	10.16	6.61	16.77	46.00	-29.23	AVG
9	0.7300	10.15	18.38	28.53	56.00	-27.47	QP
10	0.7300	10.15	11.36	21.51	46.00	-24.49	AVG
11	19.9940	10.34	16.80	27.14	60.00	-32.86	QP
12	19.9940	10.34	11.28	21.62	50.00	-28.38	AVG

Note: Level = Reading + Factor

Margin = Level – Limit

Factor = (LISN or ISN or PLC or current probe) Factor + Cable Loss+ Attenuator

Power :	AC 110V	Pol/Phase :	NEUTRAL
Test Mode 2 :	Full Load 12V/10A with GT-43004P12012-T3A (110V/60Hz)	Temperature :	22°C
Memo :	DC 12V/10A	Humidity :	50 %
Test Date :	2017.12.04	Transformer :	XF00735

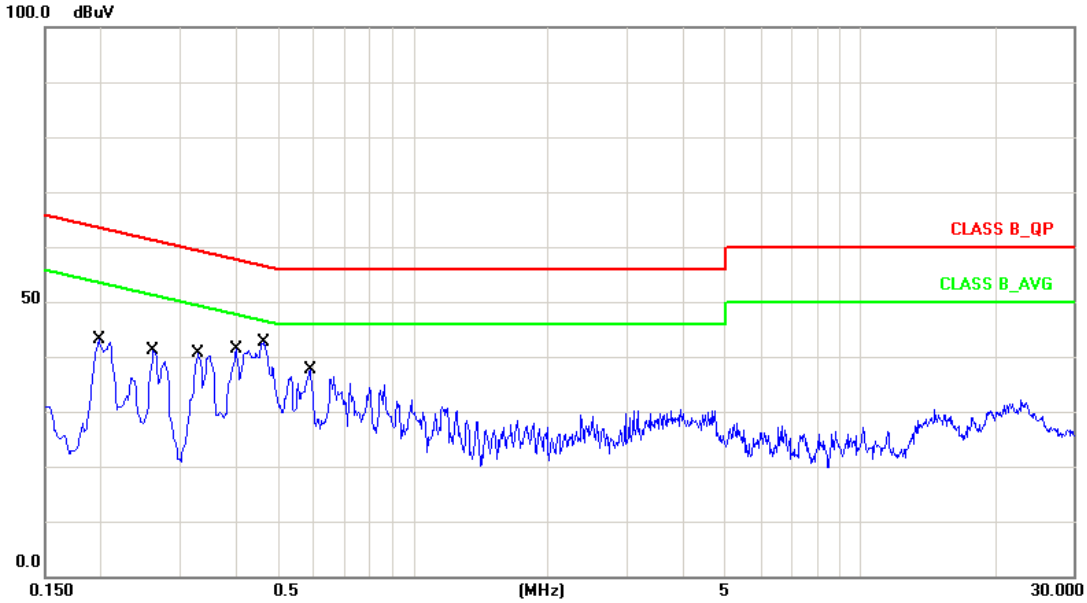

No.	Frequency (MHz)	Factor (dB)	Reading (dBuV)	Level (dBuV)	Limit (dBuV)	Margin (dB)	Detector
1	0.1980	10.13	28.21	38.34	63.69	-25.35	QP
2	0.1980	10.13	16.96	27.09	53.69	-26.60	AVG
3	0.2620	10.13	27.18	37.31	61.36	-24.05	QP
4	0.2620	10.13	18.81	28.94	51.36	-22.42	AVG
5	0.3300	10.14	25.07	35.21	59.45	-24.24	QP
6	0.3300	10.14	14.80	24.94	49.45	-24.51	AVG
7	0.4020	10.15	20.19	30.34	57.81	-27.47	QP
8	0.4020	10.15	11.52	21.67	47.81	-26.14	AVG
9	0.4620	10.15	26.39	36.54	56.66	-20.12	QP
10	0.4620	10.15	23.03	33.18	46.66	-13.48	AVG
11	0.5899	10.15	22.79	32.94	56.00	-23.06	QP
12	0.5899	10.15	11.34	21.49	46.00	-24.51	AVG

Note: Level = Reading + Factor

Margin = Level – Limit

Factor = (LISN or ISN or PLC or current probe) Factor + Cable Loss+ Attenuator

Power :	AC 110V	Pol/Phase :	LINE
Test Mode 2 :	Full Load 12V/10A with GT-43004P12012-T3A (110V/60Hz)	Temperature :	22°C
Memo :	DC 12V/10A	Humidity :	50 %
Test Date :	2017.12.04	Transformer :	XF00735

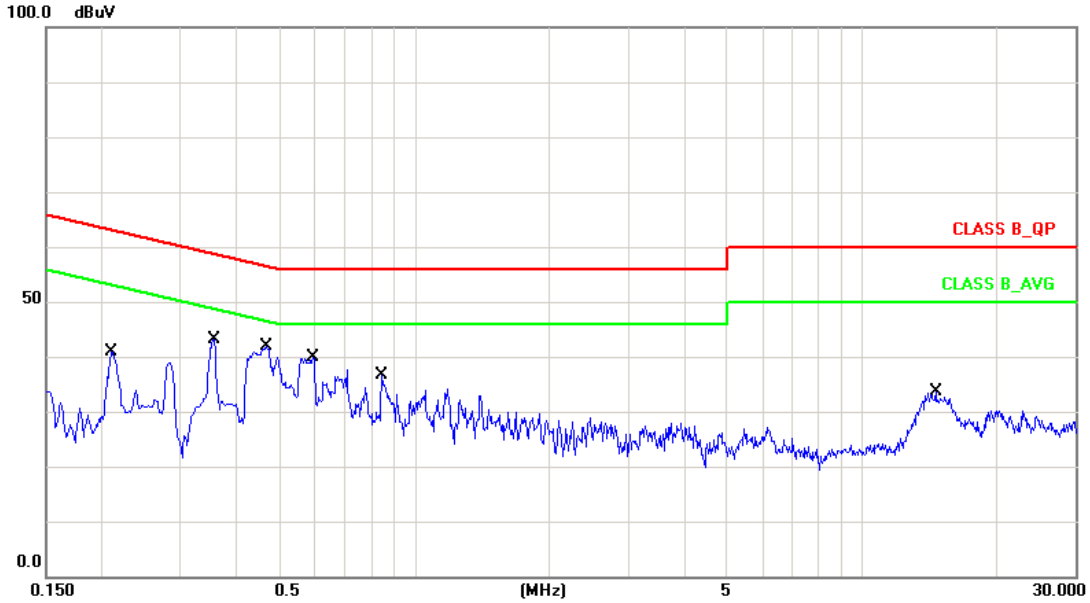

No.	Frequency (MHz)	Factor (dB)	Reading (dBuV)	Level (dBuV)	Limit (dBuV)	Margin (dB)	Detector
1	0.2100	10.13	29.52	39.65	63.21	-23.56	QP
2	0.2100	10.13	18.57	28.70	53.21	-24.51	AVG
3	0.3557	10.15	28.52	38.67	58.83	-20.16	QP
4	0.3557	10.15	16.79	26.94	48.83	-21.89	AVG
5	0.4661	10.15	21.32	31.47	56.58	-25.11	QP
6	0.4661	10.15	11.93	22.08	46.58	-24.50	AVG
7	0.5940	10.15	20.81	30.96	56.00	-25.04	QP
8	0.5940	10.15	14.07	24.22	46.00	-21.78	AVG
9	0.8460	10.16	27.19	37.35	56.00	-18.65	QP
10	0.8460	10.16	21.42	31.58	46.00	-14.42	AVG
11	14.5979	10.51	25.11	35.62	60.00	-24.38	QP
12	14.5979	10.51	13.52	24.03	50.00	-25.97	AVG

Note: Level = Reading + Factor

Margin = Level – Limit

Factor = (LISN or ISN or PLC or current probe) Factor + Cable Loss+ Attenuator

Power :	AC 110V	Pol/Phase :	NEUTRAL
Test Mode 3 :	Half Load 12V/5.0A with GT-43004P12012-T3 A(110V/60Hz)	Temperature :	22°C
Memo :	DC 12V/5.0A	Humidity :	50 %
Test Date :	2017.12.04	Transformer :	XF00735

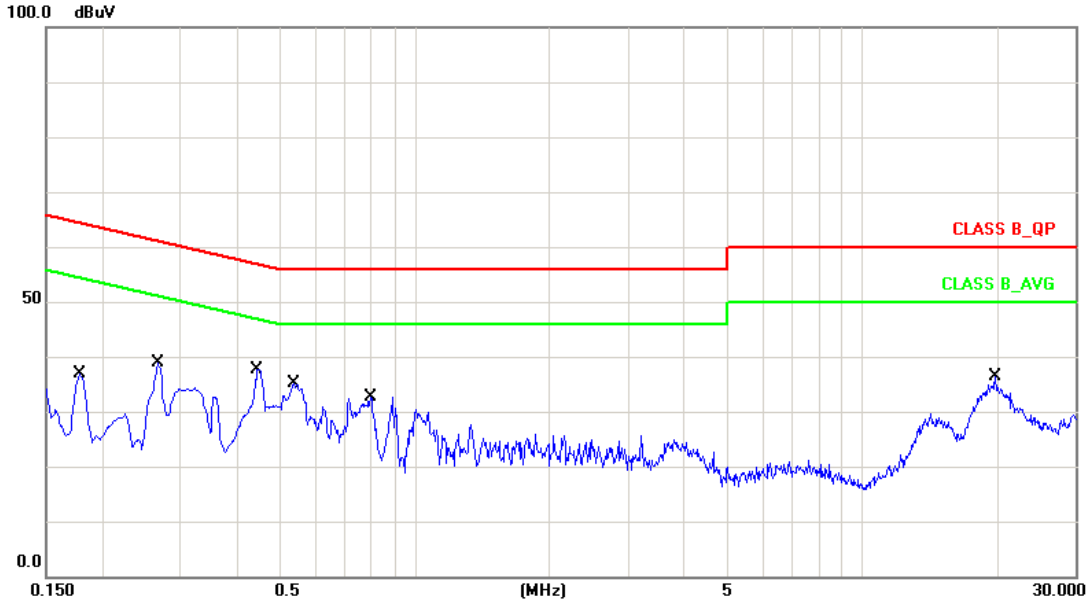

No.	Frequency (MHz)	Factor (dB)	Reading (dBuV)	Level (dBuV)	Limit (dBuV)	Margin (dB)	Detector
1	0.1780	10.12	25.44	35.56	64.57	-29.01	QP
2	0.1780	10.12	25.22	35.34	54.57	-19.23	AVG
3	0.2660	10.13	24.57	34.70	61.24	-26.54	QP
4	0.2660	10.13	22.53	32.66	51.24	-18.58	AVG
5	0.4460	10.15	24.09	34.24	56.95	-22.71	QP
6	0.4460	10.15	18.28	28.43	46.95	-18.52	AVG
7	0.5380	10.16	20.77	30.93	56.00	-25.07	QP
8	0.5380	10.16	16.29	26.45	46.00	-19.55	AVG
9	0.7980	10.15	17.07	27.22	56.00	-28.78	QP
10	0.7980	10.15	10.18	20.33	46.00	-25.67	AVG
11	19.8620	10.35	18.82	29.17	60.00	-30.83	QP
12	19.8620	10.35	13.60	23.95	50.00	-26.05	AVG

Note: Level = Reading + Factor

Margin = Level – Limit

Factor = (LISN or ISN or PLC or current probe) Factor + Cable Loss+ Attenuator

Power :	AC 110V	Pol/Phase :	LINE
Test Mode 3 :	Half Load 12V/5.0A with GT-43004P12012-T3 A(110V/60Hz)	Temperature :	22°C
Memo :	DC 12V/1.0A	Humidity :	50 %
Test Date :	2017.12.04	Transformer :	XF00735

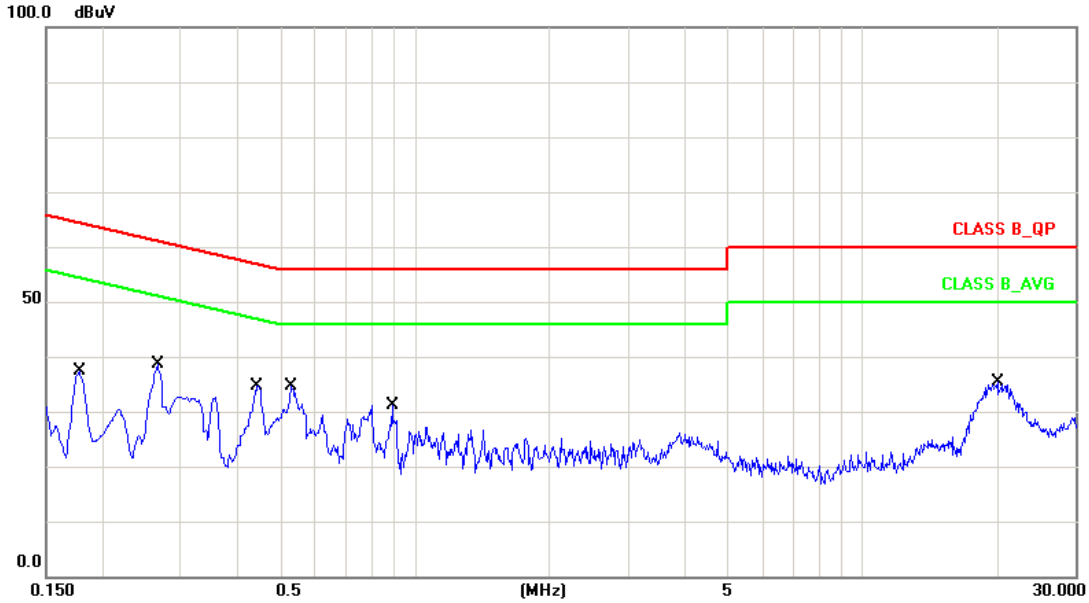

No.	Frequency (MHz)	Factor (dB)	Reading (dBuV)	Level (dBuV)	Limit (dBuV)	Margin (dB)	Detector
1	0.1780	10.12	25.95	36.07	64.57	-28.50	QP
2	0.1780	10.12	25.84	35.96	54.57	-18.61	AVG
3	0.2660	10.13	24.60	34.73	61.24	-26.51	QP
4	0.2660	10.13	23.12	33.25	51.24	-17.99	AVG
5	0.4460	10.15	21.73	31.88	56.95	-25.07	QP
6	0.4460	10.15	17.91	28.06	46.95	-18.89	AVG
7	0.5299	10.16	18.74	28.90	56.00	-27.10	QP
8	0.5299	10.16	12.27	22.43	46.00	-23.57	AVG
9	0.8900	10.15	14.14	24.29	56.00	-31.71	QP
10	0.8900	10.15	9.66	19.81	46.00	-26.19	AVG
11	20.1380	10.34	18.42	28.76	60.00	-31.24	QP
12	20.1380	10.34	13.01	23.35	50.00	-26.65	AVG

Note: Level = Reading + Factor

Margin = Level – Limit

Factor = (LISN or ISN or PLC or current probe) Factor + Cable Loss+ Attenuator

Power :	AC 220V	Pol/Phase :	NEUTRAL
Test Mode 4 :	Full Load 12V/10A with GT-43004P12012-T3A (220V/60Hz)	Temperature :	22°C
Memo :	DC 12V/10A	Humidity :	50 %
Test Date :	2017.12.04	Transformer :	XF00735

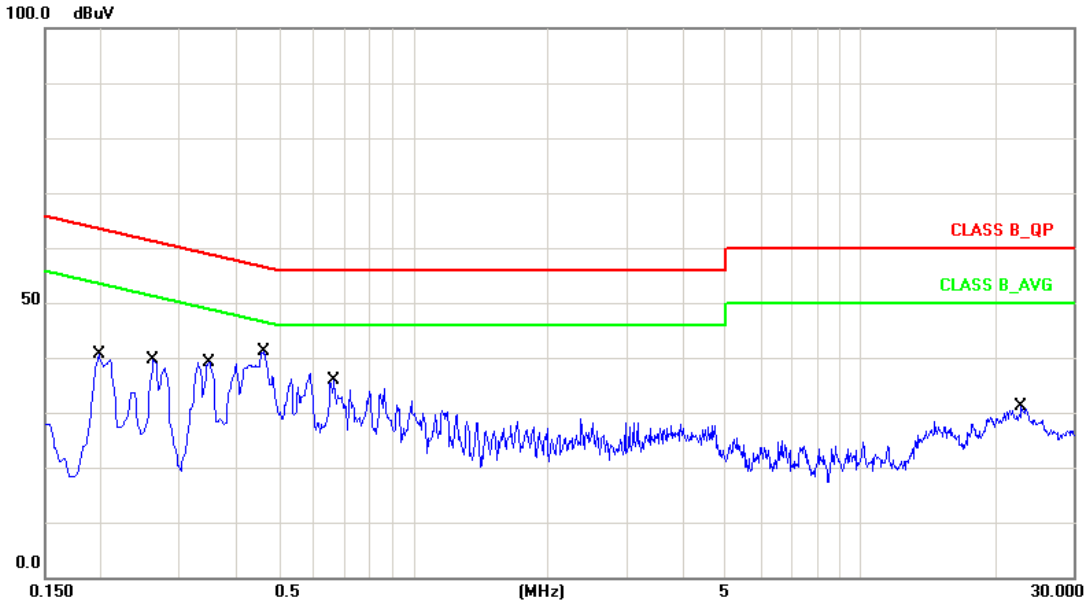

No.	Frequency (MHz)	Factor (dB)	Reading (dBuV)	Level (dBuV)	Limit (dBuV)	Margin (dB)	Detector
1	0.1980	10.12	9.58	19.70	63.69	-43.99	QP
2	0.1980	10.12	5.14	15.26	53.69	-38.43	AVG
3	0.2620	10.13	14.04	24.17	61.36	-37.19	QP
4	0.2620	10.13	5.03	15.16	51.36	-36.20	AVG
5	0.3500	10.15	27.24	37.39	58.96	-21.57	QP
6	0.3500	10.15	24.67	34.82	48.96	-14.14	AVG
7	0.4620	10.16	25.59	35.75	56.66	-20.91	QP
8	0.4620	10.16	9.31	19.47	46.66	-27.19	AVG
9	0.6660	10.15	19.67	29.82	56.00	-26.18	QP
10	0.6660	10.15	3.95	14.10	46.00	-31.90	AVG
11	22.9420	10.40	13.86	24.26	60.00	-35.74	QP
12	22.9420	10.40	7.74	18.14	50.00	-31.86	AVG

Note: Level = Reading + Factor

Margin = Level – Limit

Factor = (LISN or ISN or PLC or current probe) Factor + Cable Loss+ Attenuator

Power :	AC 220V	Pol/Phase :	LINE
Test Mode 4 :	Full Load 12V/10A with GT-43004P12012-T3A (220V/60Hz)	Temperature :	22°C
Memo :	DC 12V/10A	Humidity :	50 %
Test Date :	2017.12.04	Transformer :	XF00735

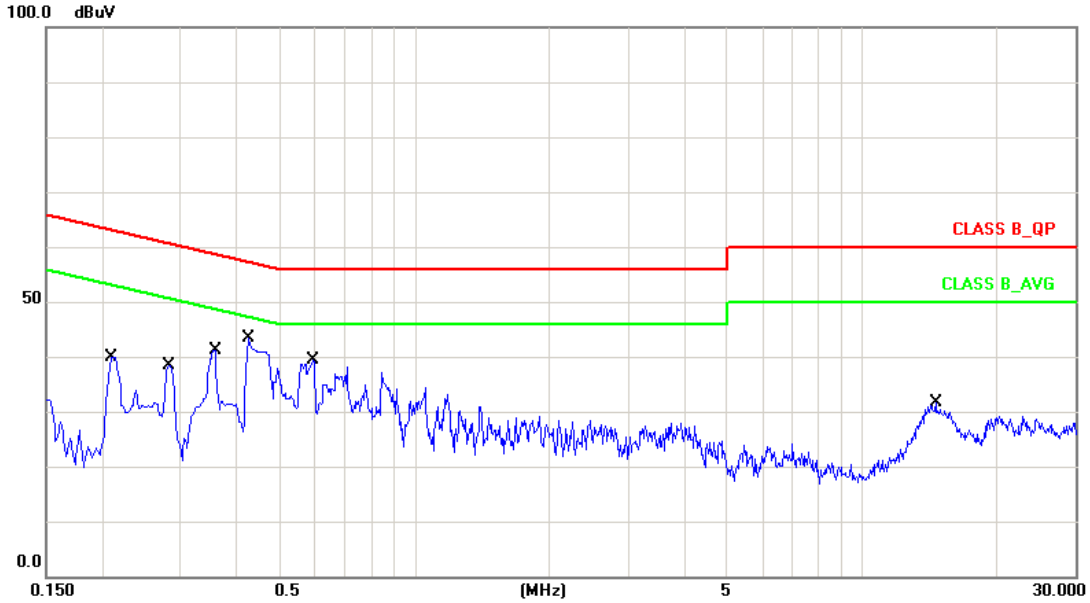

No.	Frequency (MHz)	Factor (dB)	Reading (dBuV)	Level (dBuV)	Limit (dBuV)	Margin (dB)	Detector
1	0.2100	10.12	27.95	38.07	63.21	-25.14	QP
2	0.2100	10.12	27.13	37.25	53.21	-15.96	AVG
3	0.2819	10.14	27.16	37.30	60.76	-23.46	QP
4	0.2819	10.14	26.72	36.86	50.76	-13.90	AVG
5	0.3580	10.15	27.38	37.53	58.77	-21.24	QP
6	0.3580	10.15	22.67	32.82	48.77	-15.95	AVG
7	0.4260	10.15	29.46	39.61	57.33	-17.72	QP
8	0.4260	10.15	23.53	33.68	47.33	-13.65	AVG
9	0.5940	10.16	27.43	37.59	56.00	-18.41	QP
10	0.5940	10.16	9.60	19.76	46.00	-26.24	AVG
11	14.5980	10.51	14.91	25.42	60.00	-34.58	QP
12	14.5980	10.51	9.47	19.98	50.00	-30.02	AVG

Note: Level = Reading + Factor

Margin = Level – Limit

Factor = (LISN or ISN or PLC or current probe) Factor + Cable Loss+ Attenuator

Power :	AC 220V	Pol/Phase :	NEUTRAL
Test Mode 5 :	Half Load 12V/5.0A with GT-43004P12012-T3A (220V/60Hz)	Temperature :	22°C
Memo :	DC 12V/1.0A	Humidity :	50 %
Test Date :	2017.12.04	Transformer :	XF00735

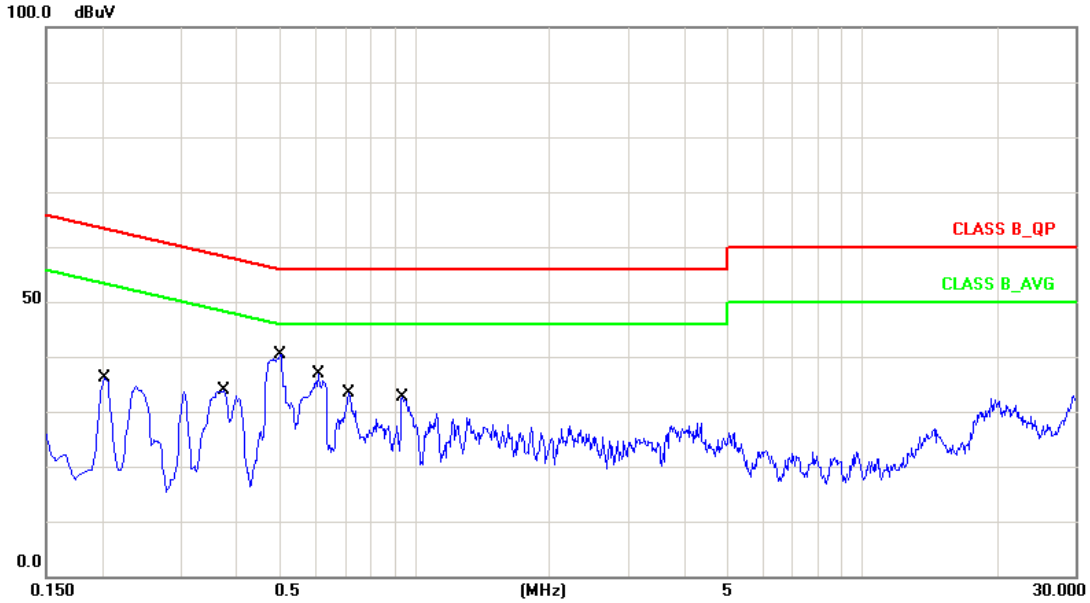

No.	Frequency (MHz)	Factor (dB)	Reading (dBuV)	Level (dBuV)	Limit (dBuV)	Margin (dB)	Detector
1	0.2020	10.12	23.74	33.86	63.52	-29.66	QP
2	0.2020	10.12	23.20	33.32	53.52	-20.20	AVG
3	0.3740	10.15	21.11	31.26	58.41	-27.15	QP
4	0.3740	10.15	11.24	21.39	48.41	-27.02	AVG
5	0.5020	10.16	27.24	37.40	56.00	-18.60	QP
6	0.5020	10.16	15.55	25.71	46.00	-20.29	AVG
7	0.6100	10.15	21.57	31.72	56.00	-24.28	QP
8	0.6100	10.15	14.44	24.59	46.00	-21.41	AVG
9	0.7140	10.15	18.18	28.33	56.00	-27.67	QP
10	0.7140	10.15	14.56	24.71	46.00	-21.29	AVG
11	0.9420	10.16	19.49	29.65	56.00	-26.35	QP
12	0.9420	10.16	2.27	12.43	46.00	-33.57	AVG

Note: Level = Reading + Factor

Margin = Level – Limit

Factor = (LISN or ISN or PLC or current probe) Factor + Cable Loss+ Attenuator

Power :	AC 220V	Pol/Phase :	LINE
Test Mode 5 :	Half Load 12V/5.0A with GT-43004P12012-T3A (220V/60Hz)	Temperature :	22°C
Memo :	DC 12V/1.0A	Humidity :	50 %
Test Date :	2017.12.04	Transformer :	XF00735

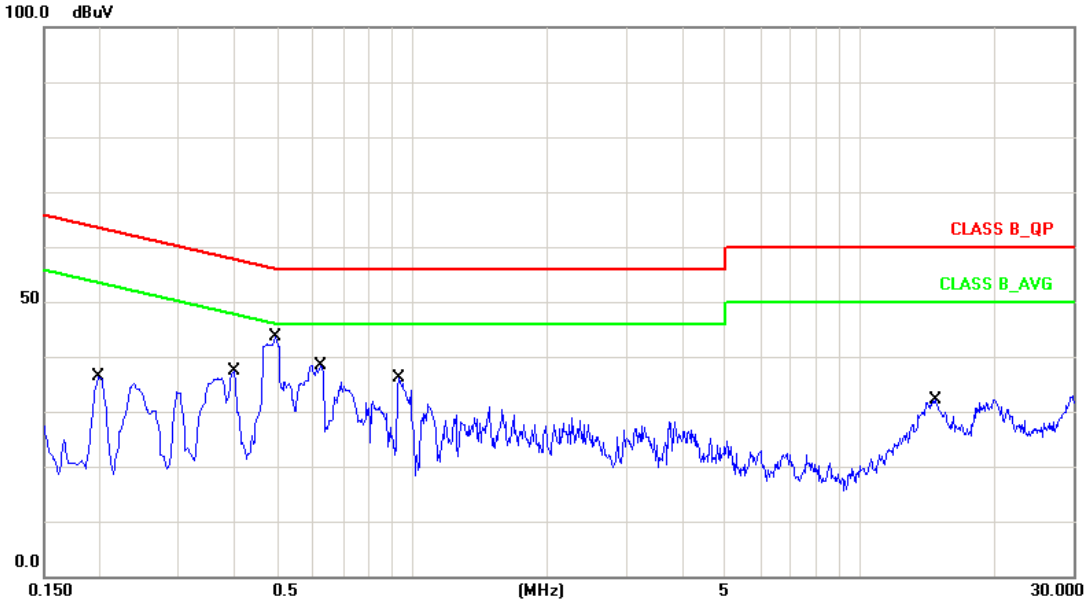

No.	Frequency (MHz)	Factor (dB)	Reading (dBuV)	Level (dBuV)	Limit (dBuV)	Margin (dB)	Detector
1	0.1980	10.12	21.87	31.99	63.69	-31.70	QP
2	0.1980	10.12	21.07	31.19	53.69	-22.50	AVG
3	0.3980	10.15	19.57	29.72	57.89	-28.17	QP
4	0.3980	10.15	14.66	24.81	47.89	-23.08	AVG
5	0.4940	10.16	29.71	39.87	56.10	-16.23	QP
6	0.4940	10.16	16.93	27.09	46.10	-19.01	AVG
7	0.6260	10.15	26.37	36.52	56.00	-19.48	QP
8	0.6260	10.15	12.75	22.90	46.00	-23.10	AVG
9	0.9340	10.16	22.22	32.38	56.00	-23.62	QP
10	0.9340	10.16	2.39	12.55	46.00	-33.45	AVG
11	14.7940	10.52	16.22	26.74	60.00	-33.26	QP
12	14.7940	10.52	10.98	21.50	50.00	-28.50	AVG

Note: Level = Reading + Factor

Margin = Level – Limit

Factor = (LISN or ISN or PLC or current probe) Factor + Cable Loss+ Attenuator

Power :	AC 110V	Pol/Phase :	NEUTRAL
Test Mode 1 :	Full Load 15V/8.0A with GT-43004P12016-1.0-T3 (110V/60Hz)	Temperature :	22°C
Memo :	DC 15V/8.0A	Humidity :	50 %
Test Date :	2017.12.04	Transformer :	XF00734

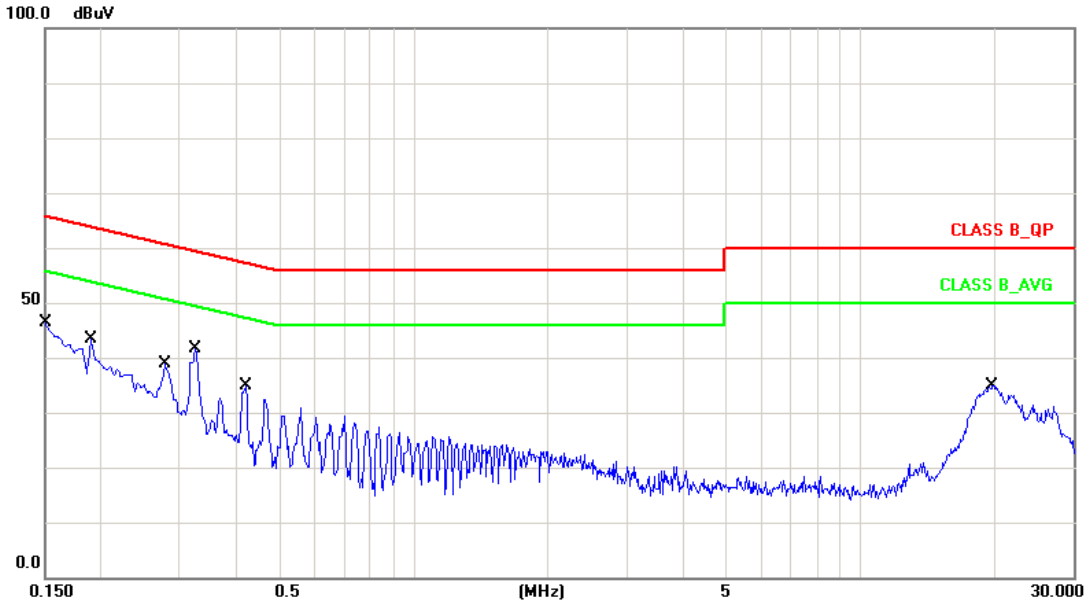

No.	Frequency (MHz)	Factor (dB)	Reading (dBuV)	Level (dBuV)	Limit (dBuV)	Margin (dB)	Detector
1	0.1500	10.13	29.16	39.29	65.99	-26.70	QP
2	0.1500	10.13	23.19	33.32	55.99	-22.67	AVG
3	0.1900	10.13	23.48	33.61	64.03	-30.42	QP
4	0.1900	10.13	18.53	28.66	54.03	-25.37	AVG
5	0.2779	10.14	24.17	34.31	60.88	-26.57	QP
6	0.2779	10.14	21.52	31.66	50.88	-19.22	AVG
7	0.3260	10.14	28.49	38.63	59.55	-20.92	QP
8	0.3260	10.14	25.42	35.56	49.55	-13.99	AVG
9	0.4220	10.15	21.71	31.86	57.41	-25.55	QP
10	0.4220	10.15	17.93	28.08	47.41	-19.33	AVG
11	19.7740	10.44	19.14	29.58	60.00	-30.42	QP
12	19.7740	10.44	12.08	22.52	50.00	-27.48	AVG

Note: Level = Reading + Factor

Margin = Level – Limit

Factor = (LISN or ISN or PLC or current probe) Factor + Cable Loss+ Attenuator

Power :	AC 110V	Pol/Phase :	LINE
Test Mode 1 :	Full Load 15V/8.0A with GT-43004P12016-1.0-T3 (110V/60Hz)	Temperature :	22°C
Memo :	DC 15V/8.0A	Humidity :	50 %
Test Date :	2017.12.04	Transformer :	XF00734

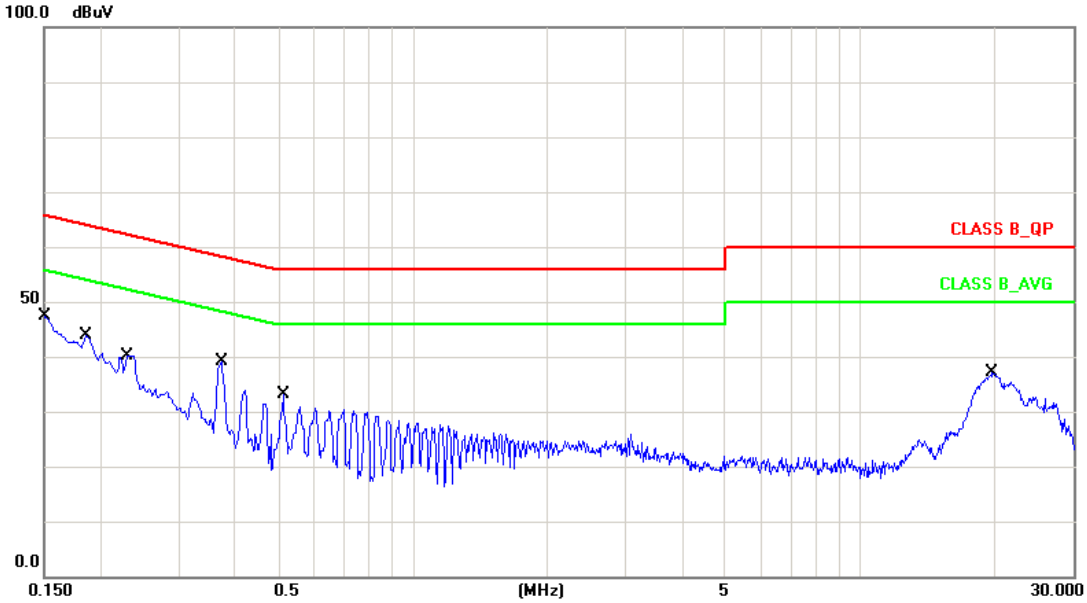

No.	Frequency (MHz)	Factor (dB)	Reading (dBuV)	Level (dBuV)	Limit (dBuV)	Margin (dB)	Detector
1	0.1500	10.13	28.65	38.78	65.99	-27.21	QP
2	0.1500	10.13	20.39	30.52	55.99	-25.47	AVG
3	0.1860	10.12	30.44	40.56	64.21	-23.65	QP
4	0.1860	10.12	23.28	33.40	54.21	-20.81	AVG
5	0.2316	10.12	26.20	36.32	62.39	-26.07	QP
6	0.2316	10.12	21.12	31.24	52.39	-21.15	AVG
7	0.3740	10.15	26.42	36.57	58.41	-21.84	QP
8	0.3740	10.15	22.49	32.64	48.41	-15.77	AVG
9	0.5140	10.16	18.39	28.55	56.00	-27.45	QP
10	0.5140	10.16	17.36	27.52	46.00	-18.48	AVG
11	19.8060	10.35	21.72	32.07	60.00	-27.93	QP
12	19.8060	10.35	13.73	24.08	50.00	-25.92	AVG

Note: Level = Reading + Factor

Margin = Level – Limit

Factor = (LISN or ISN or PLC or current probe) Factor + Cable Loss+ Attenuator

Power :	AC 110V	Pol/Phase :	NEUTRAL
Test Mode 2 :	Full Load 15V/8.0A with GT-43004P12016-1.0-T3A (110V/60Hz)	Temperature :	22°C
Memo :	DC 15V/8.0A	Humidity :	50 %
Test Date :	2017.12.04	Transformer :	XF00734

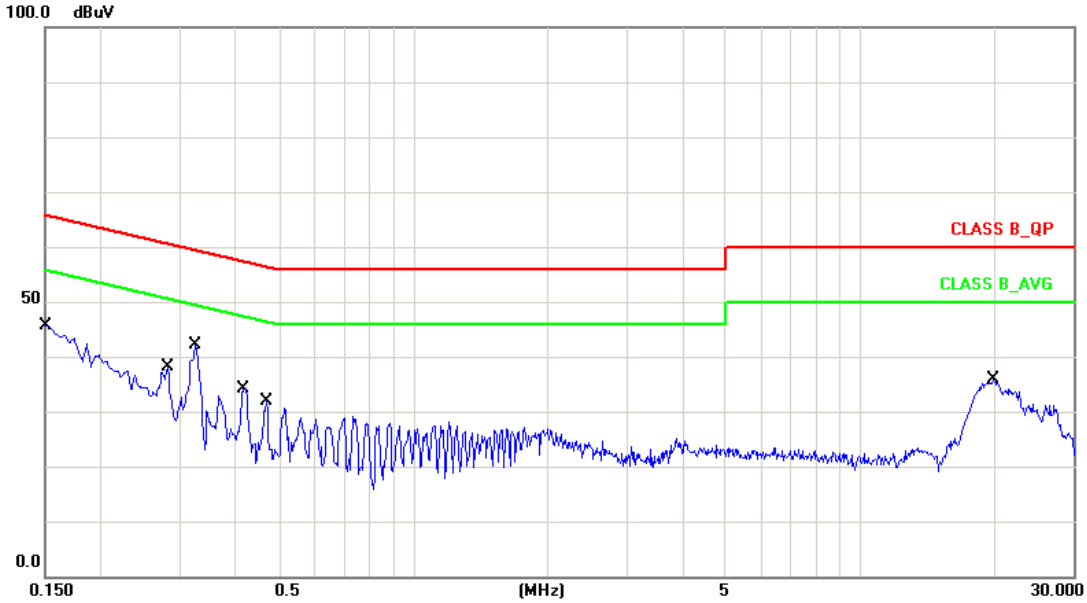

No.	Frequency (MHz)	Factor (dB)	Reading (dBuV)	Level (dBuV)	Limit (dBuV)	Margin (dB)	Detector
1	0.1500	10.13	29.38	39.51	65.99	-26.48	QP
2	0.1500	10.13	22.72	32.85	55.99	-23.14	AVG
3	0.2819	10.14	22.73	32.87	60.76	-27.89	QP
4	0.2819	10.14	17.26	27.40	50.76	-23.36	AVG
5	0.3260	10.14	28.64	38.78	59.55	-20.77	QP
6	0.3260	10.14	25.20	35.34	49.55	-14.21	AVG
7	0.4180	10.15	22.55	32.70	57.49	-24.79	QP
8	0.4180	10.15	22.00	32.15	47.49	-15.34	AVG
9	0.4700	10.15	16.12	26.27	56.51	-30.24	QP
10	0.4700	10.15	11.92	22.07	46.51	-24.44	AVG
11	19.9420	10.44	19.33	29.77	60.00	-30.23	QP
12	19.9420	10.44	11.57	22.01	50.00	-27.99	AVG

Note: Level = Reading + Factor

Margin = Level – Limit

Factor = (LISN or ISN or PLC or current probe) Factor + Cable Loss+ Attenuator

Power :	AC 110V	Pol/Phase :	LINE
Test Mode 2 :	Full Load 15V/8.0A with GT-43004P12016-1.0-T3A (110V/60Hz)	Temperature :	22°C
Memo :	DC 15V/8.0A	Humidity :	50 %
Test Date :	2017.12.04	Transformer :	XF00734

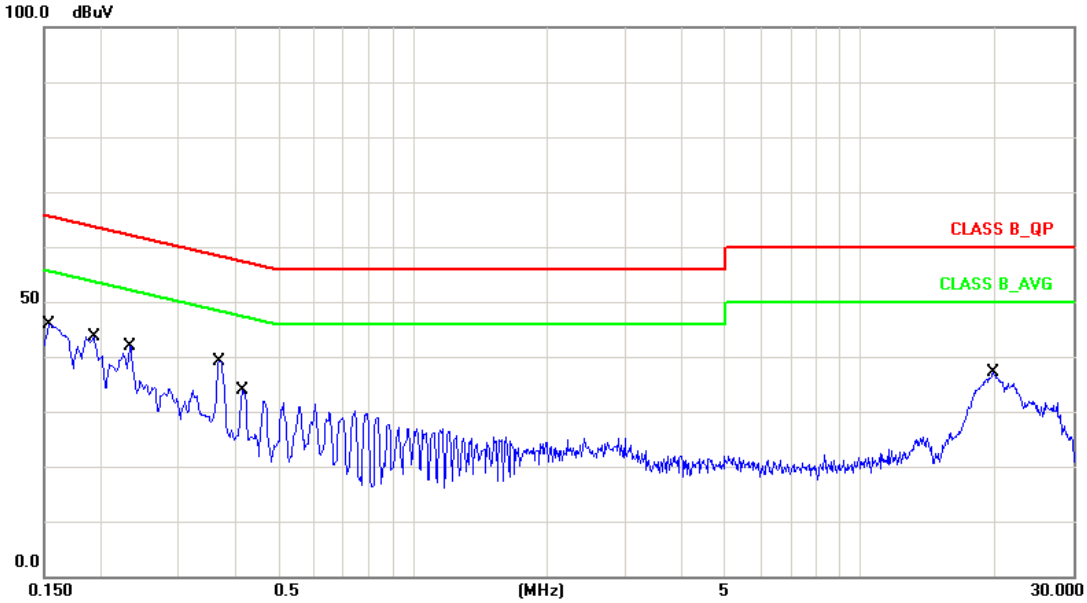

No.	Frequency (MHz)	Factor (dB)	Reading (dBuV)	Level (dBuV)	Limit (dBuV)	Margin (dB)	Detector
1	0.1539	10.13	27.35	37.48	65.78	-28.30	QP
2	0.1539	10.13	17.98	28.11	55.78	-27.67	AVG
3	0.1940	10.12	25.63	35.75	63.86	-28.11	QP
4	0.1940	10.12	19.92	30.04	53.86	-23.82	AVG
5	0.2353	10.12	25.46	35.58	62.26	-26.68	QP
6	0.2353	10.12	20.40	30.52	52.26	-21.74	AVG
7	0.3700	10.15	26.56	36.71	58.50	-21.79	QP
8	0.3700	10.15	25.66	35.81	48.50	-12.69	AVG
9	0.4220	10.15	18.74	28.89	57.41	-28.52	QP
10	0.4220	10.15	15.22	25.37	47.41	-22.04	AVG
11	19.9100	10.34	21.59	31.93	60.00	-28.07	QP
12	19.9100	10.34	13.88	24.22	50.00	-25.78	AVG

Note: Level = Reading + Factor

Margin = Level – Limit

Factor = (LISN or ISN or PLC or current probe) Factor + Cable Loss+ Attenuator

Power :	AC 110V	Pol/Phase :	NEUTRAL
Test Mode 3 :	Half Load 15V/4.0A with GT-43004P12016-1.0-T3A (110V/60Hz)	Temperature :	22°C
Memo :	DC 15V/4.0A	Humidity :	50 %
Test Date :	2017.12.04	Transformer :	XF00734

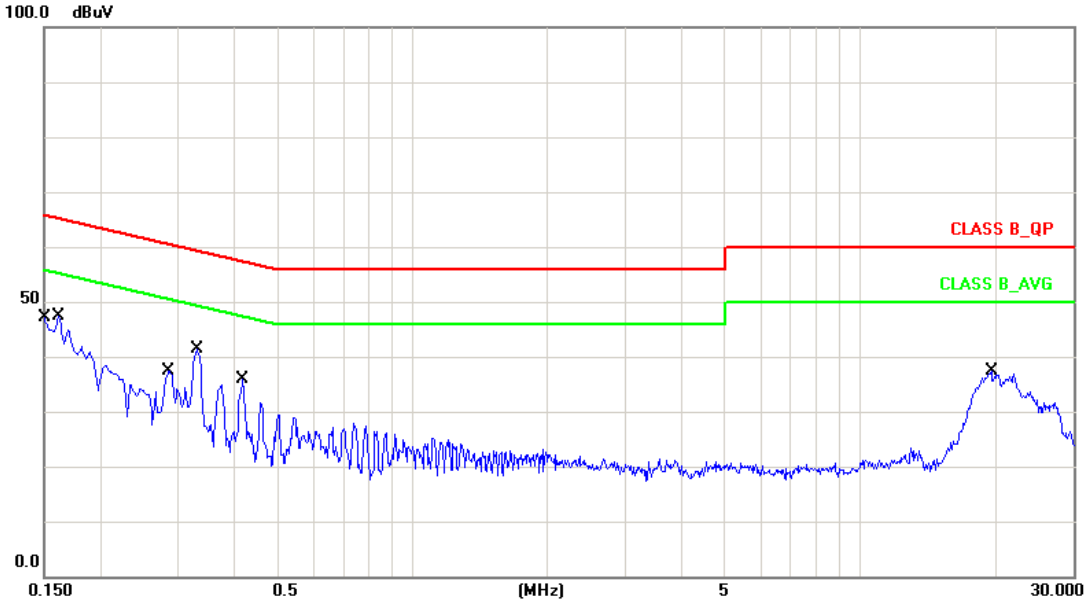

No.	Frequency (MHz)	Factor (dB)	Reading (dBuV)	Level (dBuV)	Limit (dBuV)	Margin (dB)	Detector
1	0.1500	10.13	30.37	40.50	65.99	-25.49	QP
2	0.1500	10.13	23.95	34.08	55.99	-21.91	AVG
3	0.1620	10.13	27.39	37.52	65.36	-27.84	QP
4	0.1620	10.13	18.52	28.65	55.36	-26.71	AVG
5	0.2860	10.14	24.47	34.61	60.64	-26.03	QP
6	0.2860	10.14	23.10	33.24	50.64	-17.40	AVG
7	0.3300	10.14	28.08	38.22	59.45	-21.23	QP
8	0.3300	10.14	26.33	36.47	49.45	-12.98	AVG
9	0.4180	10.15	20.95	31.10	57.49	-26.39	QP
10	0.4180	10.15	18.09	28.24	47.49	-19.25	AVG
11	19.6660	10.45	19.60	30.05	60.00	-29.95	QP
12	19.6660	10.45	13.86	24.31	50.00	-25.69	AVG

Note: Level = Reading + Factor

Margin = Level – Limit

Factor = (LISN or ISN or PLC or current probe) Factor + Cable Loss+ Attenuator

Power :	AC 110V	Pol/Phase :	LINE
Test Mode 3 :	Half Load 15V/4.0A with GT-43004P12016-1.0-T3A (110V/60Hz)	Temperature :	22°C
Memo :	DC 15V/4.0A	Humidity :	50 %
Test Date :	2017.12.04	Transformer :	XF00734

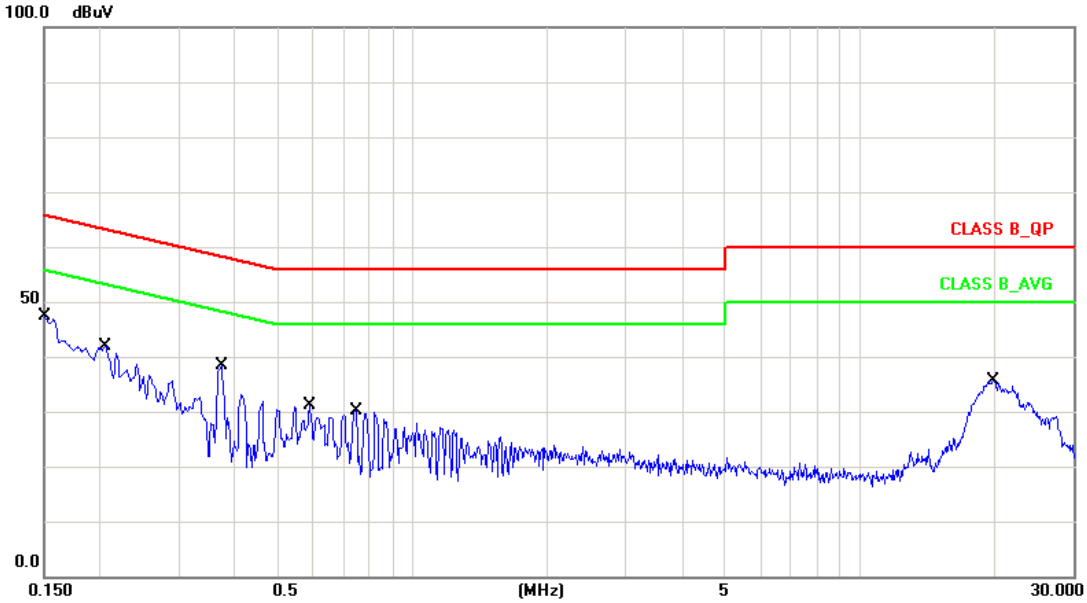

No.	Frequency (MHz)	Factor (dB)	Reading (dBuV)	Level (dBuV)	Limit (dBuV)	Margin (dB)	Detector
1	0.1500	10.13	27.96	38.09	65.99	-27.90	QP
2	0.1500	10.13	21.30	31.43	55.99	-24.56	AVG
3	0.2060	10.12	22.12	32.24	63.36	-31.12	QP
4	0.2060	10.12	15.26	25.38	53.36	-27.98	AVG
5	0.3740	10.15	26.55	36.70	58.41	-21.71	QP
6	0.3740	10.15	24.09	34.24	48.41	-14.17	AVG
7	0.5899	10.16	14.95	25.11	56.00	-30.89	QP
8	0.5899	10.16	13.68	23.84	46.00	-22.16	AVG
9	0.7500	10.14	14.03	24.17	56.00	-31.83	QP
10	0.7500	10.14	7.23	17.37	46.00	-28.63	AVG
11	19.9460	10.34	20.15	30.49	60.00	-29.51	QP
12	19.9460	10.34	14.36	24.70	50.00	-25.30	AVG

Note: Level = Reading + Factor

Margin = Level – Limit

Factor = (LISN or ISN or PLC or current probe) Factor + Cable Loss+ Attenuator

Power :	AC 220V	Pol/Phase :	NEUTRAL
Test Mode 4 :	Full Load 15V/8.0A with GT-43004P12016-1.0-T3A (220V/60Hz)	Temperature :	22°C
Memo :	DC 15V/8.0A	Humidity :	50 %
Test Date :	2017.12.04	Transformer :	XF00734

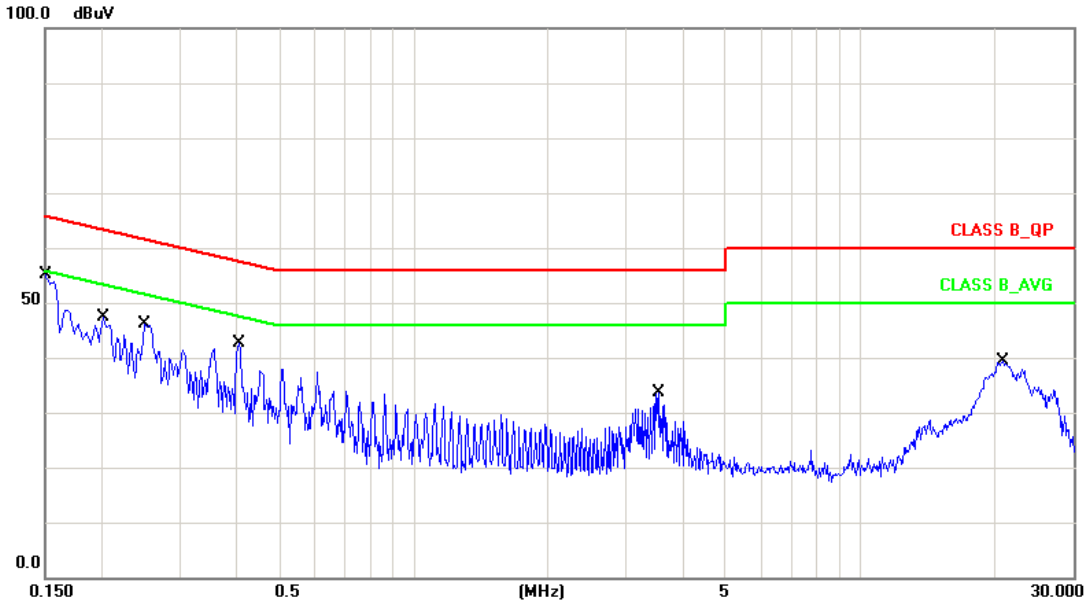

No.	Frequency (MHz)	Factor (dB)	Reading (dBuV)	Level (dBuV)	Limit (dBuV)	Margin (dB)	Detector
1	0.1500	10.13	38.26	48.39	65.99	-17.60	QP
2	0.1500	10.13	34.84	44.97	55.99	-11.02	AVG
3	0.2020	10.13	30.89	41.02	63.52	-22.50	QP
4	0.2020	10.13	27.43	37.56	53.52	-15.96	AVG
5	0.2500	10.13	28.76	38.89	61.75	-22.86	QP
6	0.2500	10.13	27.72	37.85	51.75	-13.90	AVG
7	0.4100	10.15	22.42	32.57	57.65	-25.08	QP
8	0.4100	10.15	21.57	31.72	47.65	-15.93	AVG
9	3.5540	10.21	14.69	24.90	56.00	-31.10	QP
10	3.5540	10.21	4.21	14.42	46.00	-31.58	AVG
11	20.8860	10.43	19.65	30.08	60.00	-29.92	QP
12	20.8860	10.43	11.14	21.57	50.00	-28.43	AVG

Note: Level = Reading + Factor

Margin = Level – Limit

Factor = (LISN or ISN or PLC or current probe) Factor + Cable Loss+ Attenuator

Power :	AC 220V	Pol/Phase :	LINE
Test Mode 4 :	Full Load 15V/8.0A with GT-43004P12016-1.0-T3A (220V/60Hz)	Temperature :	22°C
Memo :	DC 15V/8.0A	Humidity :	50 %
Test Date :	2017.12.04	Transformer :	XF00734

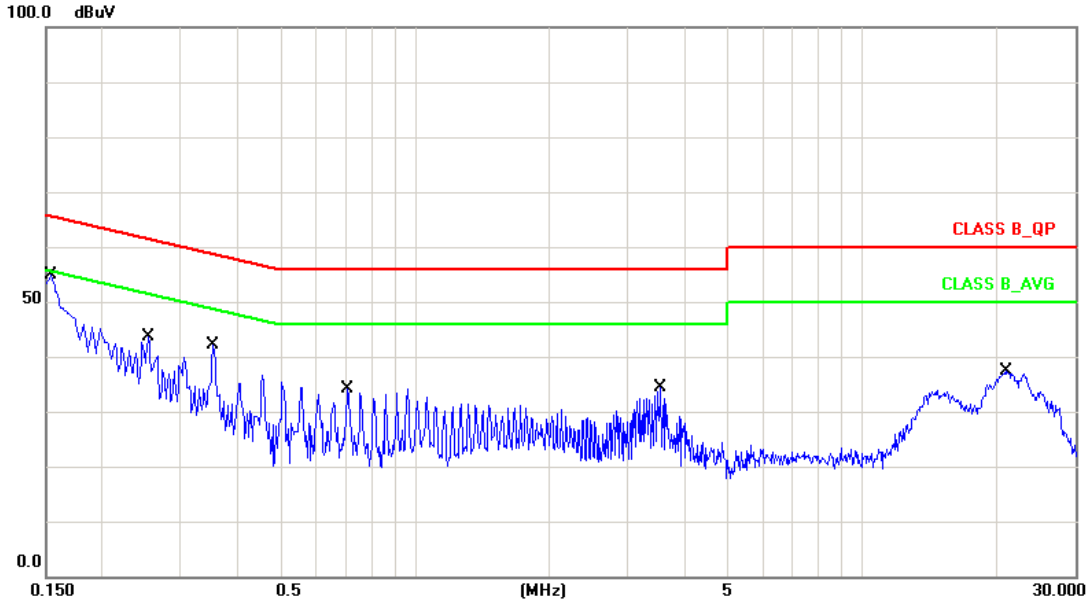

No.	Frequency (MHz)	Factor (dB)	Reading (dBuV)	Level (dBuV)	Limit (dBuV)	Margin (dB)	Detector
1	0.1539	10.13	37.74	47.87	65.78	-17.91	QP
2	0.1539	10.13	36.09	46.22	55.78	-9.56	AVG
3	0.2540	10.13	27.75	37.88	61.62	-23.74	QP
4	0.2540	10.13	25.31	35.44	51.62	-16.18	AVG
5	0.3540	10.15	27.63	37.78	58.87	-21.09	QP
6	0.3540	10.15	27.01	37.16	48.87	-11.71	AVG
7	0.7100	10.15	18.76	28.91	56.00	-27.09	QP
8	0.7100	10.15	18.00	28.15	46.00	-17.85	AVG
9	3.5540	10.20	16.78	26.98	56.00	-29.02	QP
10	3.5540	10.20	8.23	18.43	46.00	-27.57	AVG
11	20.9900	10.36	22.37	32.73	60.00	-27.27	QP
12	20.9900	10.36	14.45	24.81	50.00	-25.19	AVG

Note: Level = Reading + Factor

Margin = Level – Limit

Factor = (LISN or ISN or PLC or current probe) Factor + Cable Loss+ Attenuator

Power :	AC 220V	Pol/Phase :	NEUTRAL
Test Mode 5 :	Half Load 15V/4.0A with GT-43004P12016-1.0-T3A (220V/60Hz)	Temperature :	22°C
Memo :	DC 15V/4.0A	Humidity :	50 %
Test Date :	2017.12.04	Transformer :	XF00734

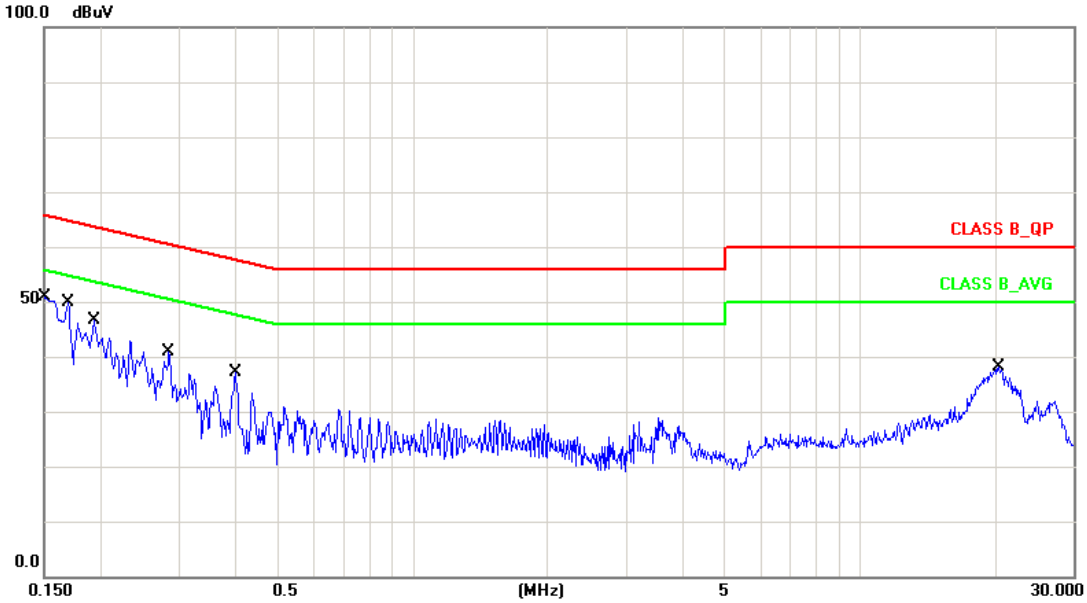

No.	Frequency (MHz)	Factor (dB)	Reading (dBuV)	Level (dBuV)	Limit (dBuV)	Margin (dB)	Detector
1	0.1500	10.13	31.05	41.18	65.99	-24.81	QP
2	0.1500	10.13	27.66	37.79	55.99	-18.20	AVG
3	0.1700	10.13	31.11	41.24	64.96	-23.72	QP
4	0.1700	10.13	28.11	38.24	54.96	-16.72	AVG
5	0.1940	10.13	28.78	38.91	63.86	-24.95	QP
6	0.1940	10.13	26.74	36.87	53.86	-16.99	AVG
7	0.2860	10.14	25.65	35.79	60.64	-24.85	QP
8	0.2860	10.14	24.26	34.40	50.64	-16.24	AVG
9	0.4020	10.15	25.65	35.80	57.81	-22.01	QP
10	0.4020	10.15	25.05	35.20	47.81	-12.61	AVG
11	20.4220	10.43	18.56	28.99	60.00	-31.01	QP
12	20.4220	10.43	13.73	24.16	50.00	-25.84	AVG

Note: Level = Reading + Factor

Margin = Level – Limit

Factor = (LISN or ISN or PLC or current probe) Factor + Cable Loss+ Attenuator

Power :	AC 220V	Pol/Phase :	LINE
Test Mode 5 :	Half Load 15V/4.0A with GT-43004P12016-1.0-T3A (220V/60Hz)	Temperature :	22°C
Memo :	DC 15V/4.0A	Humidity :	50 %
Test Date :	2017.12.04	Transformer :	XF00734

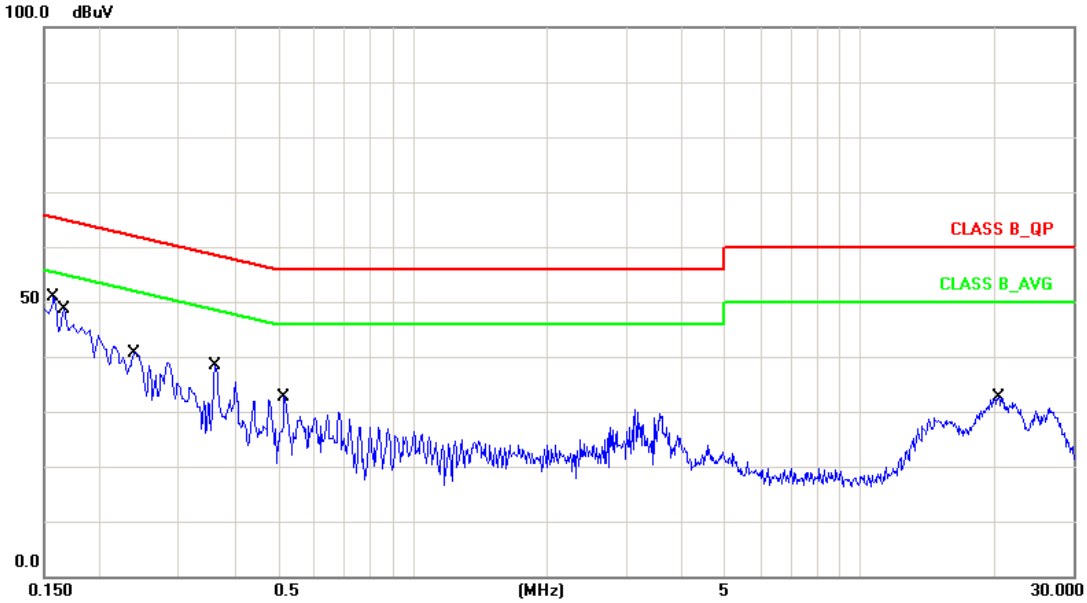

No.	Frequency (MHz)	Factor (dB)	Reading (dBuV)	Level (dBuV)	Limit (dBuV)	Margin (dB)	Detector
1	0.1580	10.13	33.36	43.49	65.56	-22.07	QP
2	0.1580	10.13	31.45	41.58	55.56	-13.98	AVG
3	0.1660	10.13	29.28	39.41	65.15	-25.74	QP
4	0.1660	10.13	26.58	36.71	55.15	-18.44	AVG
5	0.2380	10.12	21.77	31.89	62.16	-30.27	QP
6	0.2380	10.12	19.46	29.58	52.16	-22.58	AVG
7	0.3620	10.15	26.69	36.84	58.68	-21.84	QP
8	0.3620	10.15	25.88	36.03	48.68	-12.65	AVG
9	0.5180	10.16	17.85	28.01	56.00	-27.99	QP
10	0.5180	10.16	17.77	27.93	46.00	-18.07	AVG
11	20.3980	10.34	15.42	25.76	60.00	-34.24	QP
12	20.3980	10.34	9.29	19.63	50.00	-30.37	AVG

Note: Level = Reading + Factor

Margin = Level – Limit

Factor = (LISN or ISN or PLC or current probe) Factor + Cable Loss+ Attenuator

Power :	AC 110V	Pol/Phase :	NEUTRAL
Test Mode 6 :	Full Load 16V/7.5A with GT-43004P12016-T3 (110V/60Hz)	Temperature :	22°C
Memo :	DC 16V/7.5A	Humidity :	50 %
Test Date :	2017.12.04	Transformer :	XF00734

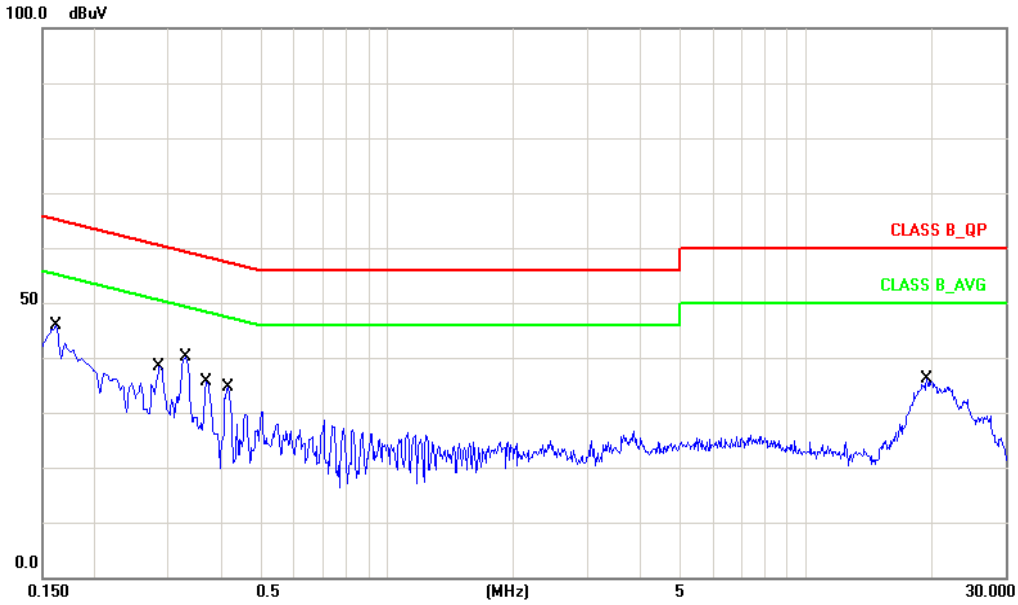

No.	Frequency (MHz)	Factor (dB)	Reading (dBuV)	Level (dBuV)	Limit (dBuV)	Margin (dB)	Detector
1	0.1620	10.13	27.52	37.65	65.36	-27.71	QP
2	0.1620	10.13	18.57	28.70	55.36	-26.66	AVG
3	0.2860	10.14	24.52	34.66	60.64	-25.98	QP
4	0.2860	10.14	23.15	33.29	50.64	-17.35	AVG
5	0.3300	10.14	28.16	38.30	59.45	-21.15	QP
6	0.3300	10.14	26.38	36.52	49.45	-12.93	AVG
7	0.3700	10.15	22.62	32.77	58.50	-25.73	QP
8	0.3700	10.15	21.58	31.73	48.50	-16.77	AVG
9	0.4180	10.15	20.99	31.14	57.49	-26.35	QP
10	0.4180	10.15	18.12	28.27	47.49	-19.22	AVG
11	19.5140	10.45	19.64	30.09	60.00	-29.91	QP
12	19.5140	10.45	13.96	24.41	50.00	-25.59	AVG

Note: Level = Reading + Factor

Margin = Level – Limit

Factor = (LISN or ISN or PLC or current probe) Factor + Cable Loss+ Attenuator

Power :	AC 110V	Pol/Phase :	LINE
Test Mode 6 :	Full Load 16V/7.5A with GT-43004P12016-T3 (110V/60Hz)	Temperature :	22°C
Memo :	DC 16V/7.5A	Humidity :	50 %
Test Date :	2017.12.04	Transformer :	XF00734

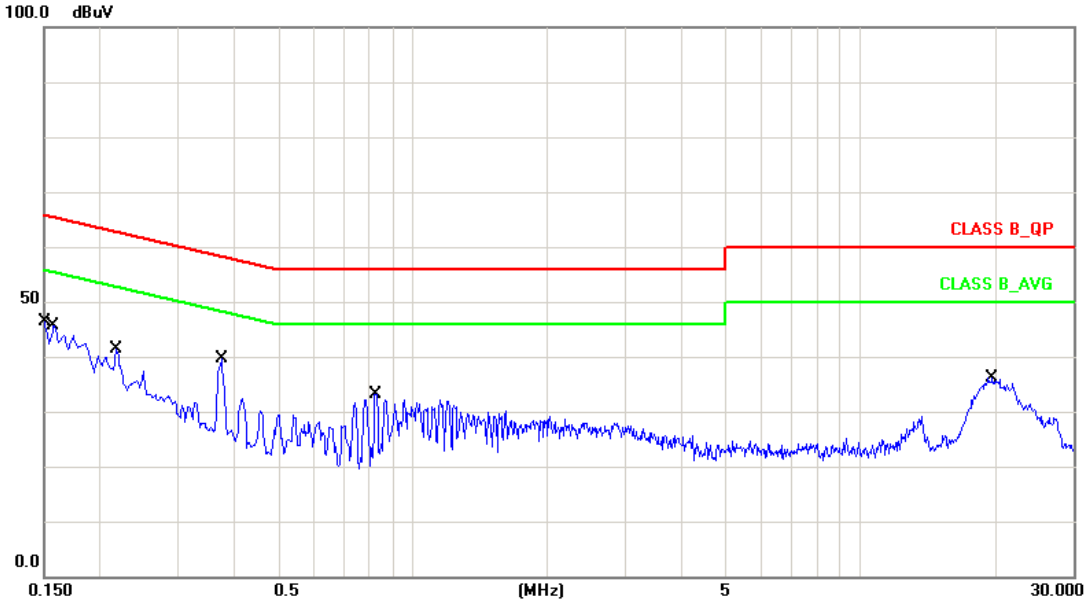

No.	Frequency (MHz)	Factor (dB)	Reading (dBuV)	Level (dBuV)	Limit (dBuV)	Margin (dB)	Detector
1	0.1500	10.13	27.81	37.94	65.99	-28.05	QP
2	0.1500	10.13	21.88	32.01	55.99	-23.98	AVG
3	0.1580	10.13	27.50	37.63	65.56	-27.93	QP
4	0.1580	10.13	21.63	31.76	55.56	-23.80	AVG
5	0.2180	10.12	23.48	33.60	62.89	-29.29	QP
6	0.2180	10.12	21.47	31.59	52.89	-21.30	AVG
7	0.3740	10.15	26.68	36.83	58.41	-21.58	QP
8	0.3740	10.15	24.09	34.24	48.41	-14.17	AVG
9	0.8300	10.15	15.42	25.57	56.00	-30.43	QP
10	0.8300	10.15	13.92	24.07	46.00	-21.93	AVG
11	19.8020	10.35	20.66	31.01	60.00	-28.99	QP
12	19.8020	10.35	14.99	25.34	50.00	-24.66	AVG

Note: Level = Reading + Factor

Margin = Level – Limit

Factor = (LISN or ISN or PLC or current probe) Factor + Cable Loss+ Attenuator

Power :	AC 110V	Pol/Phase :	NEUTRAL
Test Mode 7 :	Full Load 16V/7.5A with GT-43004P12016-T3A A(110V/60Hz)	Temperature :	22°C
Memo :	DC 16V/7.5A	Humidity :	50 %
Test Date :	2017.12.04	Transformer :	XF00734

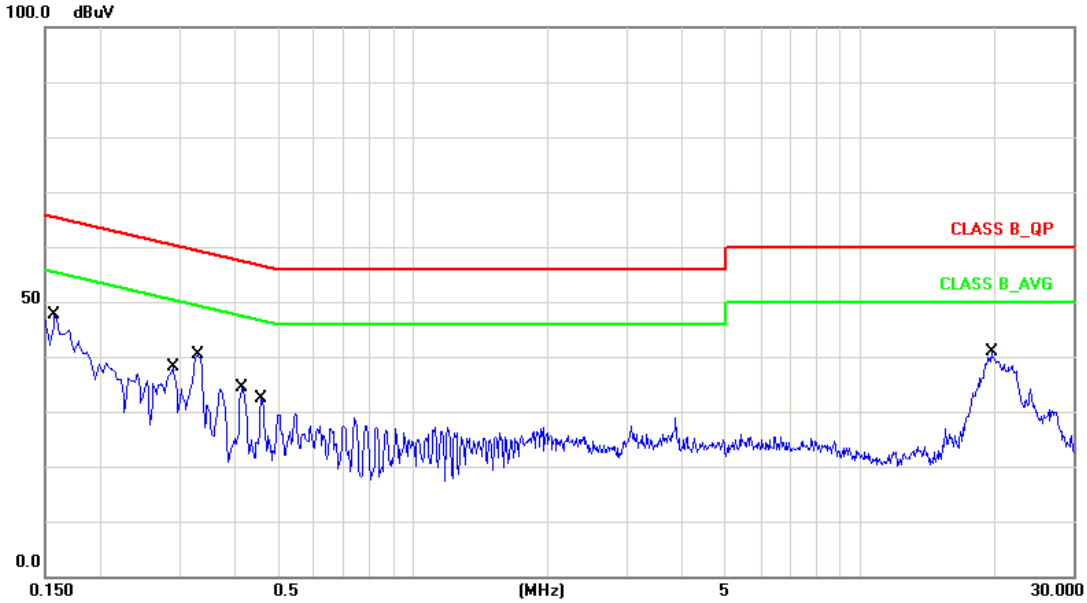

No.	Frequency (MHz)	Factor (dB)	Reading (dBuV)	Level (dBuV)	Limit (dBuV)	Margin (dB)	Detector
1	0.1580	10.13	29.85	39.98	65.56	-25.58	QP
2	0.1580	10.13	23.57	33.70	55.56	-21.86	AVG
3	0.2900	10.14	23.03	33.17	60.52	-27.35	QP
4	0.2900	10.14	17.87	28.01	50.52	-22.51	AVG
5	0.3300	10.14	28.25	38.39	59.45	-21.06	QP
6	0.3300	10.14	26.48	36.62	49.45	-12.83	AVG
7	0.4140	10.15	22.22	32.37	57.57	-25.20	QP
8	0.4140	10.15	21.80	31.95	47.57	-15.62	AVG
9	0.4580	10.15	17.80	27.95	56.73	-28.78	QP
10	0.4580	10.15	17.56	27.71	46.73	-19.02	AVG
11	19.7139	10.45	19.74	30.19	60.00	-29.81	QP
12	19.7139	10.45	13.98	24.43	50.00	-25.57	AVG

Note: Level = Reading + Factor

Margin = Level – Limit

Factor = (LISN or ISN or PLC or current probe) Factor + Cable Loss+ Attenuator

Power :	AC 110V	Pol/Phase :	LINE
Test Mode 7 :	Full Load 16V/7.5A with GT-43004P12016-T3A(110V/60Hz)	Temperature :	22°C
Memo :	DC 16V/7.5A	Humidity :	50 %
Test Date :	2017.12.04	Transformer :	XF00734

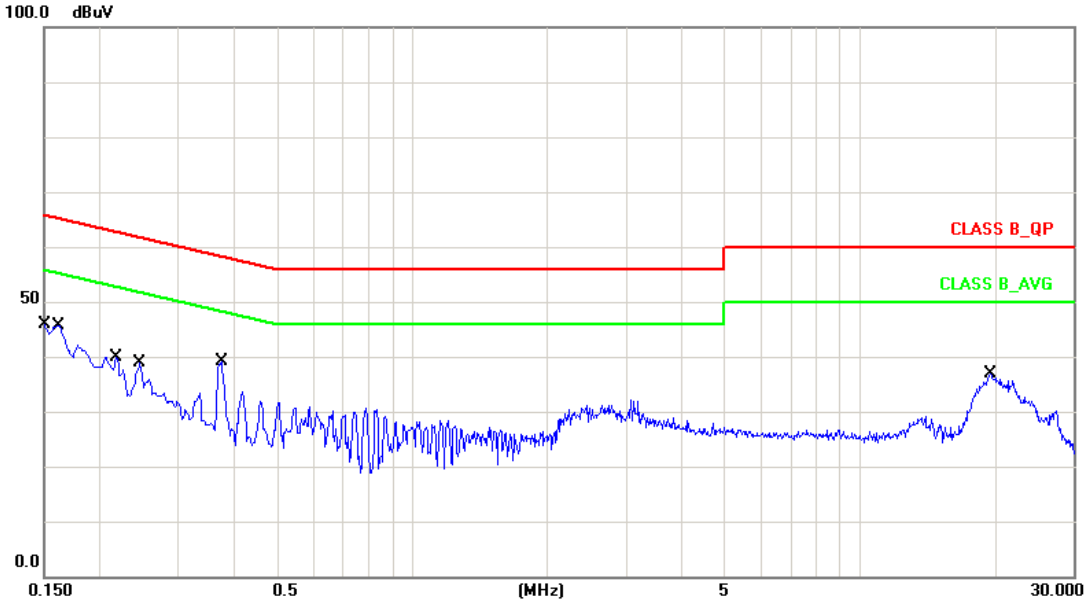

No.	Frequency (MHz)	Factor (dB)	Reading (dBuV)	Level (dBuV)	Limit (dBuV)	Margin (dB)	Detector
1	0.1500	10.13	28.10	38.23	65.99	-27.76	QP
2	0.1500	10.13	21.98	32.11	55.99	-23.88	AVG
3	0.1620	10.13	26.47	36.60	65.36	-28.76	QP
4	0.1620	10.13	16.35	26.48	55.36	-28.88	AVG
5	0.2180	10.12	23.48	33.60	62.89	-29.29	QP
6	0.2180	10.12	21.49	31.61	52.89	-21.28	AVG
7	0.2468	10.12	21.24	31.36	61.86	-30.50	QP
8	0.2468	10.12	15.61	25.73	51.86	-26.13	AVG
9	0.3740	10.15	26.71	36.86	58.41	-21.55	QP
10	0.3740	10.15	24.11	34.26	48.41	-14.15	AVG
11	19.5660	10.36	20.27	30.63	60.00	-29.37	QP
12	19.5660	10.36	14.63	24.99	50.00	-25.01	AVG

Note: Level = Reading + Factor

Margin = Level – Limit

Factor = (LISN or ISN or PLC or current probe) Factor + Cable Loss+ Attenuator

Power :	AC 110V	Pol/Phase :	NEUTRAL
Test Mode 8 :	Half Load 16V/3.75A with GT-43004P12016-T3A (110V/60Hz)	Temperature :	22°C
Memo :	DC 16V/3.75A	Humidity :	50 %
Test Date :	2017.12.04	Transformer :	XF00734

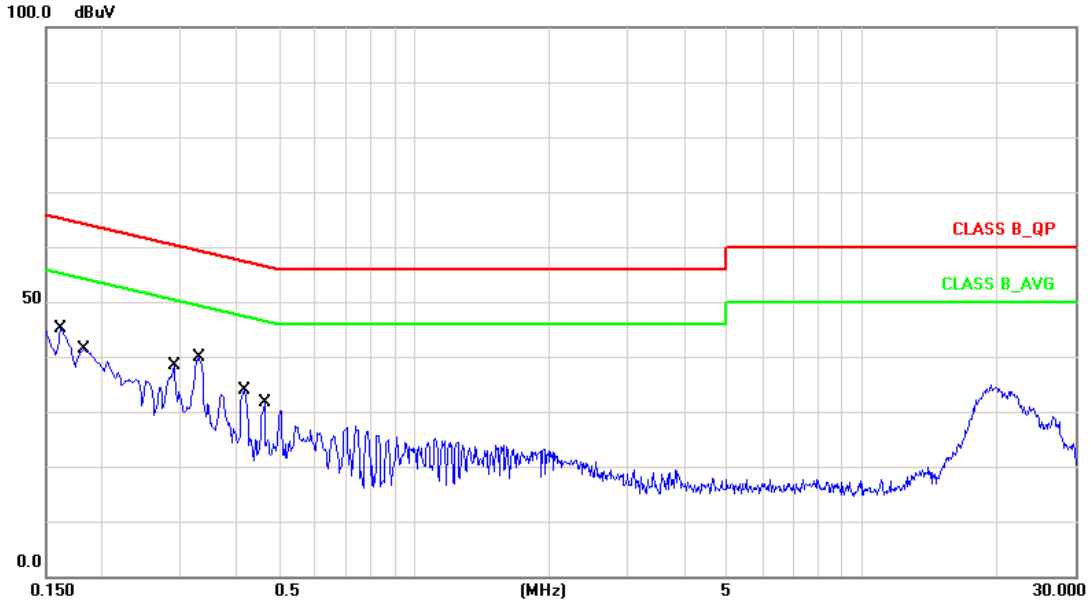

No.	Frequency (MHz)	Factor (dB)	Reading (dBuV)	Level (dBuV)	Limit (dBuV)	Margin (dB)	Detector
1	0.1620	10.13	27.29	37.42	65.36	-27.94	QP
2	0.1620	10.13	18.66	28.79	55.36	-26.57	AVG
3	0.1844	10.13	22.37	32.50	64.28	-31.78	QP
4	0.1844	10.13	10.20	20.33	54.28	-33.95	AVG
5	0.2900	10.14	22.99	33.13	60.52	-27.39	QP
6	0.2900	10.14	17.86	28.00	50.52	-22.52	AVG
7	0.3300	10.14	28.27	38.41	59.45	-21.04	QP
8	0.3300	10.14	26.43	36.57	49.45	-12.88	AVG
9	0.4180	10.15	21.57	31.72	57.49	-25.77	QP
10	0.4180	10.15	18.62	28.77	47.49	-18.72	AVG
11	0.4620	10.15	16.19	26.34	56.66	-30.32	QP
12	0.4620	10.15	12.92	23.07	46.66	-23.59	AVG

Note: Level = Reading + Factor

Margin = Level – Limit

Factor = (LISN or ISN or PLC or current probe) Factor + Cable Loss+ Attenuator

Power :	AC 110V	Pol/Phase :	LINE
Test Mode 8 :	Half Load 16V/3.75A with GT-43004P12016-T3A (110V/60Hz)	Temperature :	22°C
Memo :	DC 16V/3.75A	Humidity :	50 %
Test Date :	2017.12.04	Transformer :	XF00734

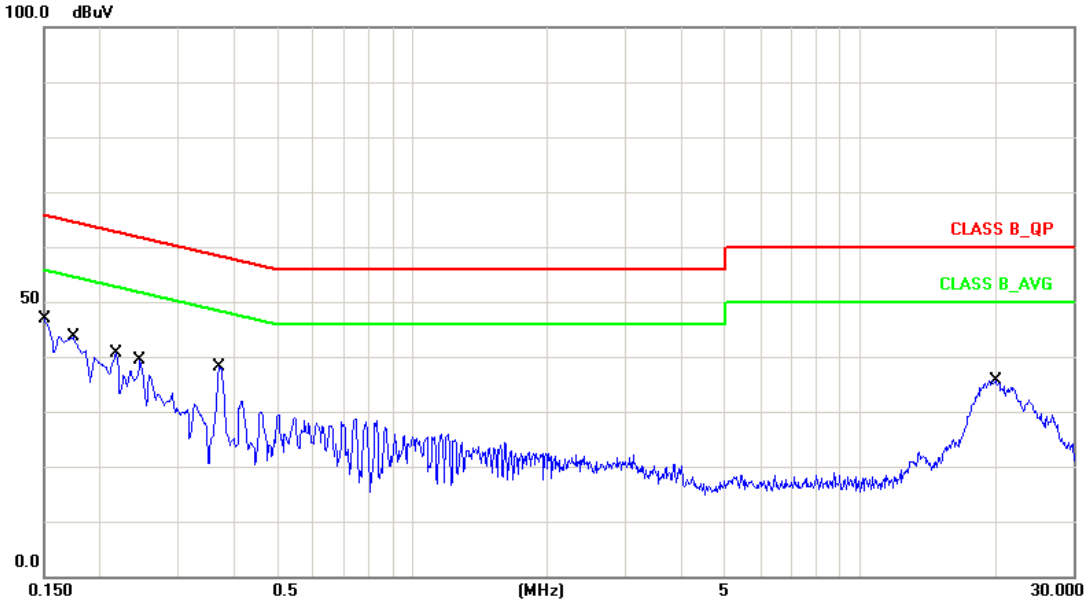

No.	Frequency (MHz)	Factor (dB)	Reading (dBuV)	Level (dBuV)	Limit (dBuV)	Margin (dB)	Detector
1	0.1500	10.13	27.86	37.99	65.99	-28.00	QP
2	0.1500	10.13	21.96	32.09	55.99	-23.90	AVG
3	0.1740	10.13	28.28	38.41	64.76	-26.35	QP
4	0.1740	10.13	23.29	33.42	54.76	-21.34	AVG
5	0.2180	10.12	23.37	33.49	62.89	-29.40	QP
6	0.2180	10.12	21.33	31.45	52.89	-21.44	AVG
7	0.2460	10.12	21.73	31.85	61.89	-30.04	QP
8	0.2460	10.12	16.83	26.95	51.89	-24.94	AVG
9	0.3700	10.15	26.89	37.04	58.50	-21.46	QP
10	0.3700	10.15	25.73	35.88	48.50	-12.62	AVG
11	20.1020	10.34	20.36	30.70	60.00	-29.30	QP
12	20.1020	10.34	14.57	24.91	50.00	-25.09	AVG

Note: Level = Reading + Factor

Margin = Level – Limit

Factor = (LISN or ISN or PLC or current probe) Factor + Cable Loss+ Attenuator

Power :	AC 220V	Pol/Phase :	NEUTRAL
Test Mode 9 :	Full Load 16V/7.5A with GT-43004P12016-T3A (220V/60Hz)	Temperature :	22°C
Memo :	DC 16V/7.5A	Humidity :	50 %
Test Date :	2017.12.04	Transformer :	XF00734

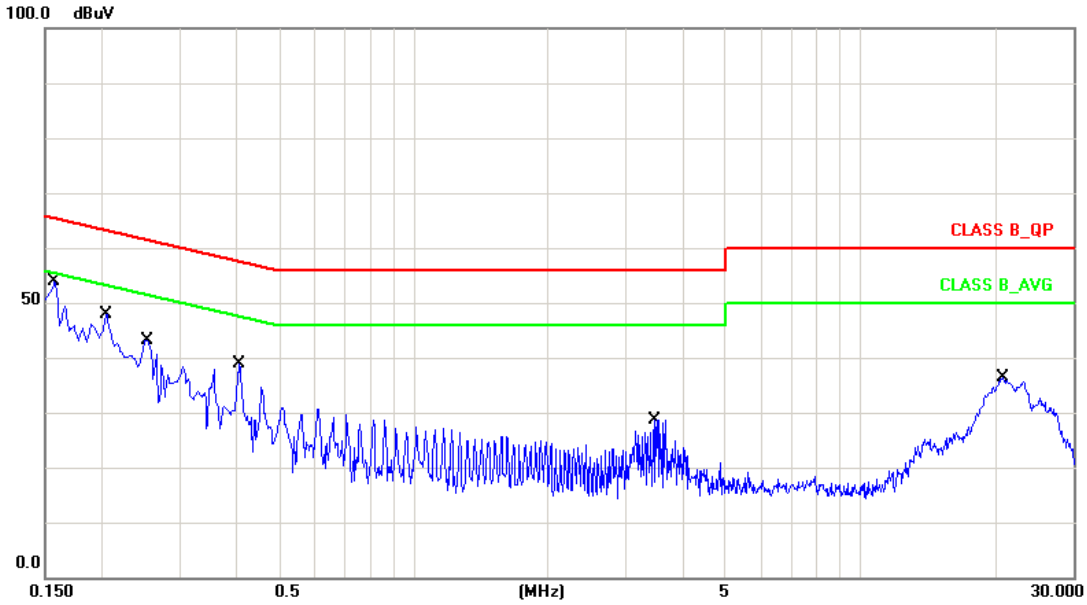

No.	Frequency (MHz)	Factor (dB)	Reading (dBuV)	Level (dBuV)	Limit (dBuV)	Margin (dB)	Detector
1	0.1580	10.13	37.62	47.75	65.56	-17.81	QP
2	0.1580	10.13	36.05	46.18	55.56	-9.38	AVG
3	0.2060	10.13	30.25	40.38	63.36	-22.98	QP
4	0.2060	10.13	27.94	38.07	53.36	-15.29	AVG
5	0.2540	10.13	28.83	38.96	61.62	-22.66	QP
6	0.2540	10.13	26.18	36.31	51.62	-15.31	AVG
7	0.4100	10.15	23.24	33.39	57.65	-24.26	QP
8	0.4100	10.15	22.46	32.61	47.65	-15.04	AVG
9	3.4580	10.21	13.66	23.87	56.00	-32.13	QP
10	3.4580	10.21	3.41	13.62	46.00	-32.38	AVG
11	20.8500	10.43	22.74	33.17	60.00	-26.83	QP
12	20.8500	10.43	15.80	26.23	50.00	-23.77	AVG

Note: Level = Reading + Factor

Margin = Level – Limit

Factor = (LISN or ISN or PLC or current probe) Factor + Cable Loss+ Attenuator

Power :	AC 220V	Pol/Phase :	LINE
Test Mode 9 :	Full Load 16V/7.5A with GT-43004P12016-T3A (220V/60Hz)	Temperature :	22°C
Memo :	DC 16V/7.5A	Humidity :	50 %
Test Date :	2017.12.04	Transformer :	XF00734

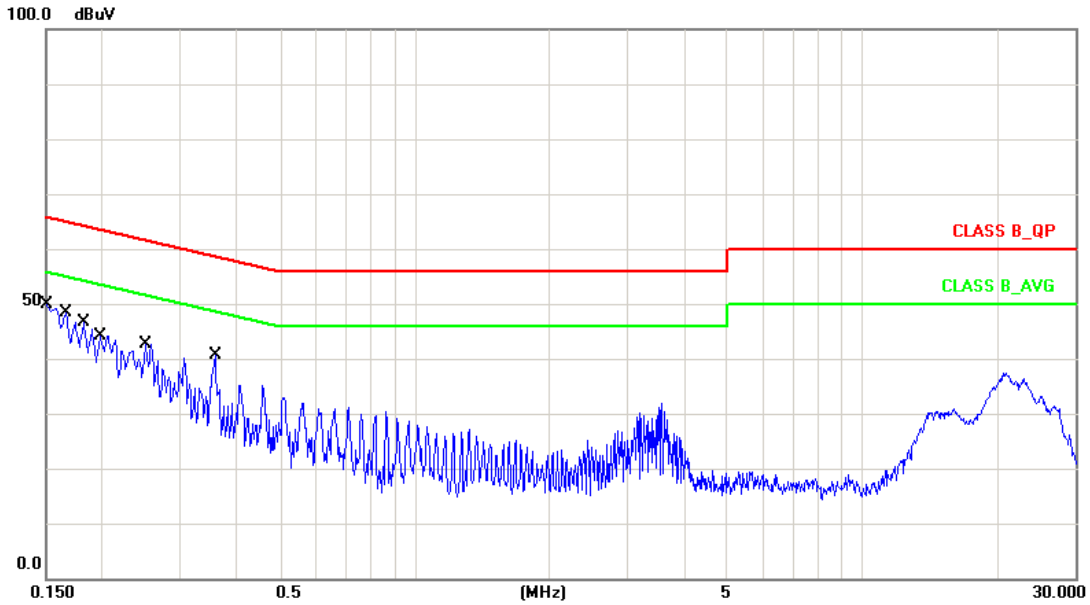

No.	Frequency (MHz)	Factor (dB)	Reading (dBuV)	Level (dBuV)	Limit (dBuV)	Margin (dB)	Detector
1	0.1500	10.13	34.44	44.57	65.99	-21.42	QP
2	0.1500	10.13	30.83	40.96	55.99	-15.03	AVG
3	0.1660	10.13	29.49	39.62	65.15	-25.53	QP
4	0.1660	10.13	19.68	29.81	55.15	-25.34	AVG
5	0.1819	10.12	27.14	37.26	64.39	-27.13	QP
6	0.1819	10.12	13.53	23.65	54.39	-30.74	AVG
7	0.1980	10.12	26.85	36.97	63.69	-26.72	QP
8	0.1980	10.12	24.24	34.36	53.69	-19.33	AVG
9	0.2500	10.13	25.84	35.97	61.75	-25.78	QP
10	0.2500	10.13	25.34	35.47	51.75	-16.28	AVG
11	0.3580	10.15	25.13	35.28	58.77	-23.49	QP
12	0.3580	10.15	23.98	34.13	48.77	-14.64	AVG

Note: Level = Reading + Factor

Margin = Level – Limit

Factor = (LISN or ISN or PLC or current probe) Factor + Cable Loss+ Attenuator

Power :	AC 220V	Pol/Phase :	NEUTRAL
Test Mode 10 :	Half Load 16V/3.75A with GT-43004P12016-T3A (220V/60Hz)	Temperature :	22°C
Memo :	DC 16V/3.75A	Humidity :	50 %
Test Date :	2017.12.04	Transformer :	XF00734

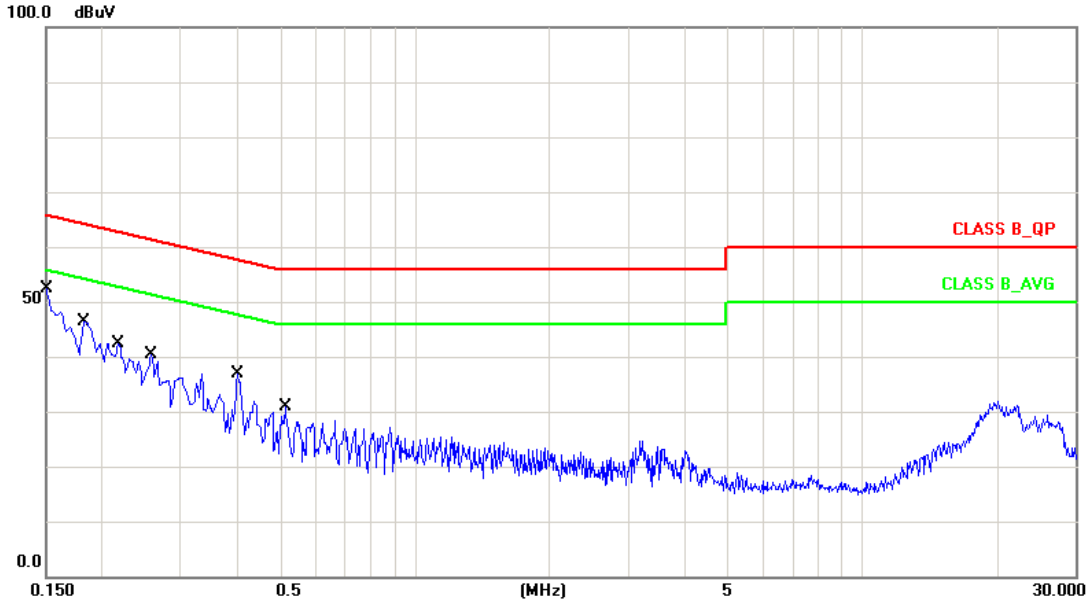

No.	Frequency (MHz)	Factor (dB)	Reading (dBuV)	Level (dBuV)	Limit (dBuV)	Margin (dB)	Detector
1	0.1500	10.13	36.41	46.54	65.99	-19.45	QP
2	0.1500	10.13	33.19	43.32	55.99	-12.67	AVG
3	0.1819	10.13	31.22	41.35	64.39	-23.04	QP
4	0.1819	10.13	28.44	38.57	54.39	-15.82	AVG
5	0.2180	10.13	26.69	36.82	62.89	-26.07	QP
6	0.2180	10.13	23.45	33.58	52.89	-19.31	AVG
7	0.2580	10.13	26.61	36.74	61.49	-24.75	QP
8	0.2580	10.13	24.73	34.86	51.49	-16.63	AVG
9	0.4020	10.15	23.55	33.70	57.81	-24.11	QP
10	0.4020	10.15	22.95	33.10	47.81	-14.71	AVG
11	0.5140	10.15	17.07	27.22	56.00	-28.78	QP
12	0.5140	10.15	15.01	25.16	46.00	-20.84	AVG

Note: Level = Reading + Factor

Margin = Level – Limit

Factor = (LISN or ISN or PLC or current probe) Factor + Cable Loss+ Attenuator

Power :	AC 220V	Pol/Phase :	LINE
Test Mode 10 :	Half Load 16V/3.75A with GT-43004P12016-T3A (220V/60Hz)	Temperature :	22°C
Memo :	DC 16V/3.75A	Humidity :	50 %
Test Date :	2017.12.04	Transformer :	XF00734

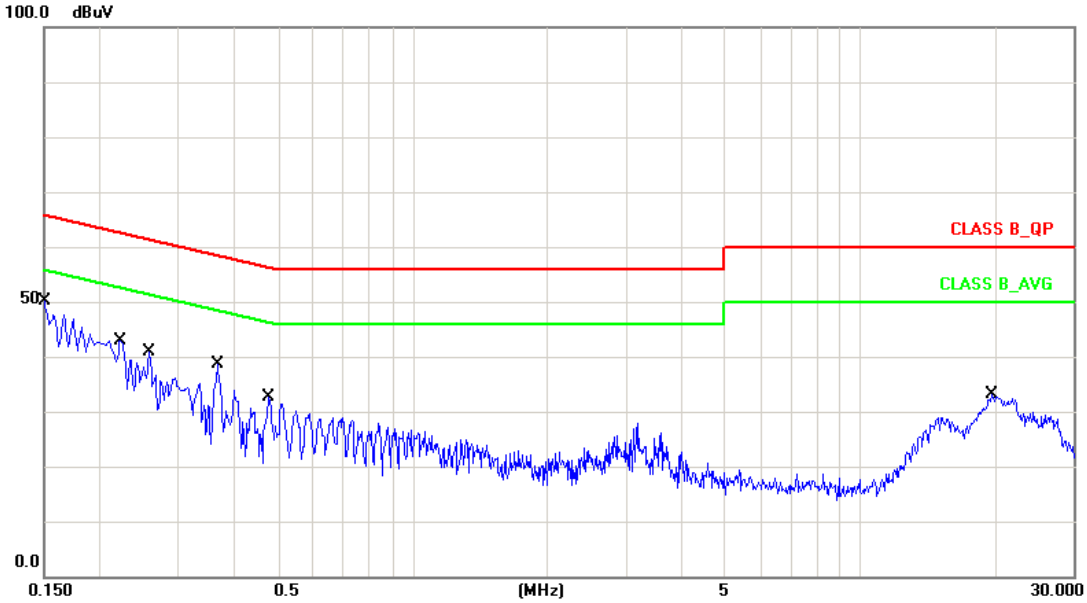

No.	Frequency (MHz)	Factor (dB)	Reading (dBuV)	Level (dBuV)	Limit (dBuV)	Margin (dB)	Detector
1	0.1500	10.13	33.91	44.04	65.99	-21.95	QP
2	0.1500	10.13	30.24	40.37	55.99	-15.62	AVG
3	0.2232	10.12	24.49	34.61	62.70	-28.09	QP
4	0.2232	10.12	22.67	32.79	52.70	-19.91	AVG
5	0.2580	10.13	24.29	34.42	61.49	-27.07	QP
6	0.2580	10.13	23.19	33.32	51.49	-18.17	AVG
7	0.3660	10.15	25.14	35.29	58.59	-23.30	QP
8	0.3660	10.15	24.04	34.19	48.59	-14.40	AVG
9	0.4780	10.16	18.06	28.22	56.37	-28.15	QP
10	0.4780	10.16	15.76	25.92	46.37	-20.45	AVG
11	19.7020	10.35	14.12	24.47	60.00	-35.53	QP
12	19.7020	10.35	7.44	17.79	50.00	-32.21	AVG

Note: Level = Reading + Factor

Margin = Level – Limit

Factor = (LISN or ISN or PLC or current probe) Factor + Cable Loss+ Attenuator

Power :	AC 110V	Pol/Phase :	NEUTRAL
Test Mode 1 :	Full Load 18V/6.66A with GT-43004P12019-1.0-T3 (110V/60Hz)	Temperature :	22°C
Memo :	DC 18V/6.66A	Humidity :	50 %
Test Date :	2017.12.04	Transformer :	XF00738

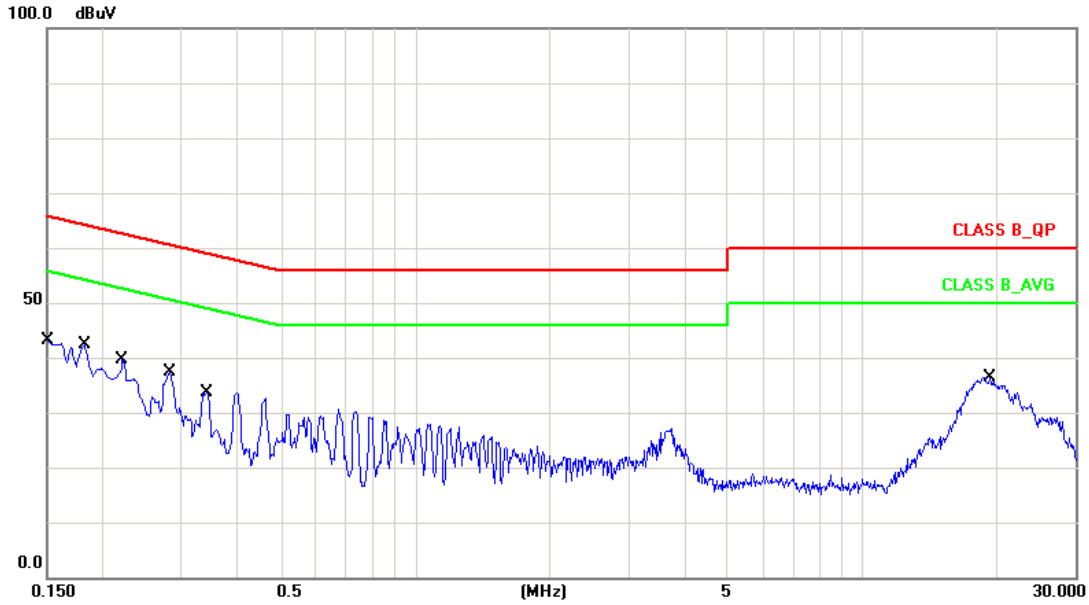

No.	Frequency (MHz)	Factor (dB)	Reading (dBuV)	Level (dBuV)	Limit (dBuV)	Margin (dB)	Detector
1	0.1500	10.13	27.00	37.13	65.99	-28.86	QP
2	0.1500	10.13	12.70	22.83	55.99	-33.16	AVG
3	0.1819	10.13	23.28	33.41	64.39	-30.98	QP
4	0.1819	10.13	20.92	31.05	54.39	-23.34	AVG
5	0.2220	10.13	23.18	33.31	62.74	-29.43	QP
6	0.2220	10.13	19.20	29.33	52.74	-23.41	AVG
7	0.2819	10.14	24.00	34.14	60.76	-26.62	QP
8	0.2819	10.14	20.92	31.06	50.76	-19.70	AVG
9	0.3420	10.14	21.19	31.33	59.15	-27.82	QP
10	0.3420	10.14	18.50	28.64	49.15	-20.51	AVG
11	19.4020	10.45	20.31	30.76	60.00	-29.24	QP
12	19.4020	10.45	13.78	24.23	50.00	-25.77	AVG

Note: Level = Reading + Factor

Margin = Level – Limit

Factor = (LISN or ISN or PLC or current probe) Factor + Cable Loss+ Attenuator

Power :	AC 110V	Pol/Phase :	LINE
Test Mode 1 :	Full Load 18V/6.66A with GT-43004P12019-1.0-T3 (110V/60Hz)	Temperature :	22°C
Memo :	DC 18V/6.66A	Humidity :	50 %
Test Date :	2017.12.04	Transformer :	XF00738

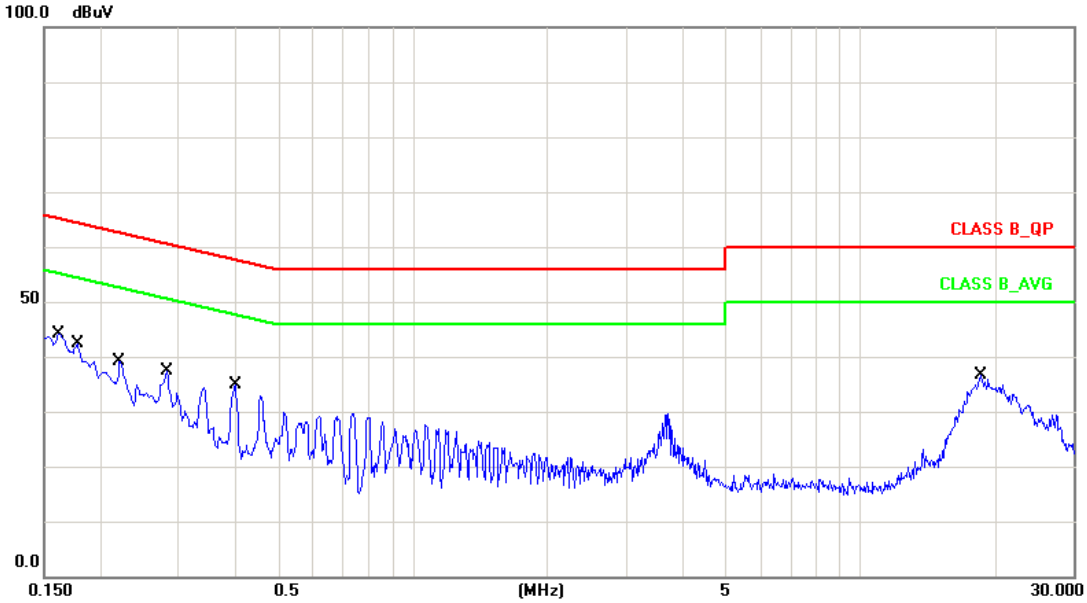

No.	Frequency (MHz)	Factor (dB)	Reading (dBuV)	Level (dBuV)	Limit (dBuV)	Margin (dB)	Detector
1	0.1620	10.13	26.23	36.36	65.36	-29.00	QP
2	0.1620	10.13	19.01	29.14	55.36	-26.22	AVG
3	0.1780	10.12	25.44	35.56	64.57	-29.01	QP
4	0.1780	10.12	21.66	31.78	54.57	-22.79	AVG
5	0.2220	10.12	23.07	33.19	62.74	-29.55	QP
6	0.2220	10.12	19.41	29.53	52.74	-23.21	AVG
7	0.2819	10.14	24.08	34.22	60.76	-26.54	QP
8	0.2819	10.14	21.22	31.36	50.76	-19.40	AVG
9	0.4020	10.15	21.43	31.58	57.81	-26.23	QP
10	0.4020	10.15	18.74	28.89	47.81	-18.92	AVG
11	18.6580	10.40	20.85	31.25	60.00	-28.75	QP
12	18.6580	10.40	14.19	24.59	50.00	-25.41	AVG

Note: Level = Reading + Factor

Margin = Level – Limit

Factor = (LISN or ISN or PLC or current probe) Factor + Cable Loss+ Attenuator

Power :	AC 110V	Pol/Phase :	NEUTRAL
Test Mode 2 :	Full Load 18V/6.66A with GT-43004P12019-1.0-T3A (110V/60Hz)	Temperature :	22°C
Memo :	DC 18V/6.66A	Humidity :	50 %
Test Date :	2017.12.04	Transformer :	XF00738

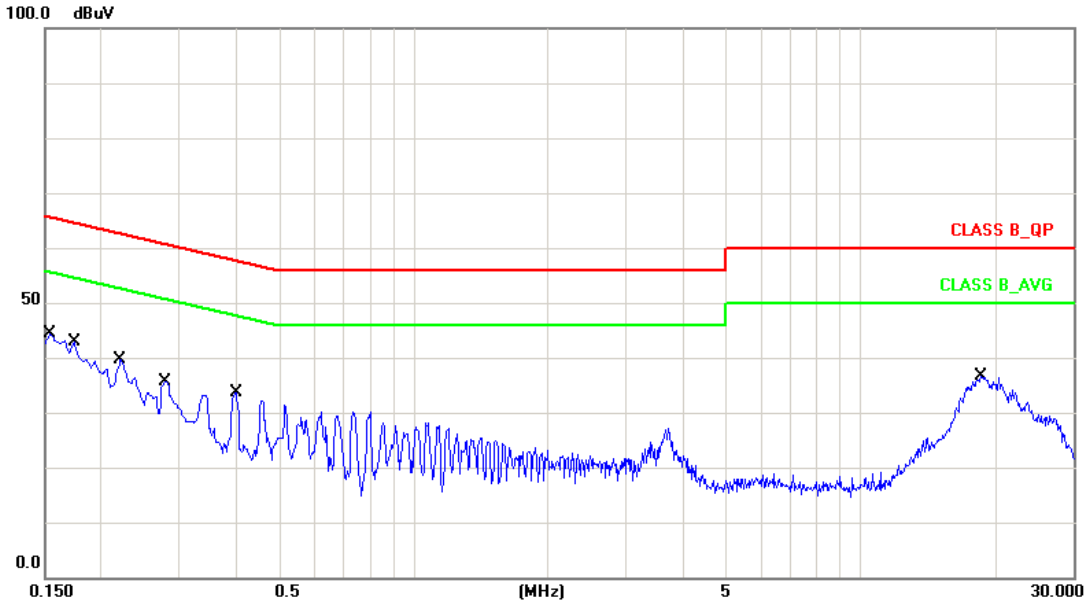

No.	Frequency (MHz)	Factor (dB)	Reading (dBuV)	Level (dBuV)	Limit (dBuV)	Margin (dB)	Detector
1	0.1539	10.13	26.31	36.44	65.78	-29.34	QP
2	0.1539	10.13	16.13	26.26	55.78	-29.52	AVG
3	0.1740	10.13	24.36	34.49	64.76	-30.27	QP
4	0.1740	10.13	16.90	27.03	54.76	-27.73	AVG
5	0.2220	10.13	23.01	33.14	62.74	-29.60	QP
6	0.2220	10.13	20.05	30.18	52.74	-22.56	AVG
7	0.2779	10.14	23.92	34.06	60.88	-26.82	QP
8	0.2779	10.14	23.03	33.17	50.88	-17.71	AVG
9	0.4020	10.15	21.40	31.55	57.81	-26.26	QP
10	0.4020	10.15	18.53	28.68	47.81	-19.13	AVG
11	18.6540	10.47	21.85	32.32	60.00	-27.68	QP
12	18.6540	10.47	15.19	25.66	50.00	-24.34	AVG

Note: Level = Reading + Factor

Margin = Level – Limit

Factor = (LISN or ISN or PLC or current probe) Factor + Cable Loss+ Attenuator

Power :	AC 110V	Pol/Phase :	LINE
Test Mode 2 :	Full Load 18V/6.66A with GT-43004P12019-1.0-T3A (110V/60Hz)	Temperature :	22°C
Memo :	DC 18V/6.66A	Humidity :	50 %
Test Date :	2017.12.04	Transformer :	XF00738

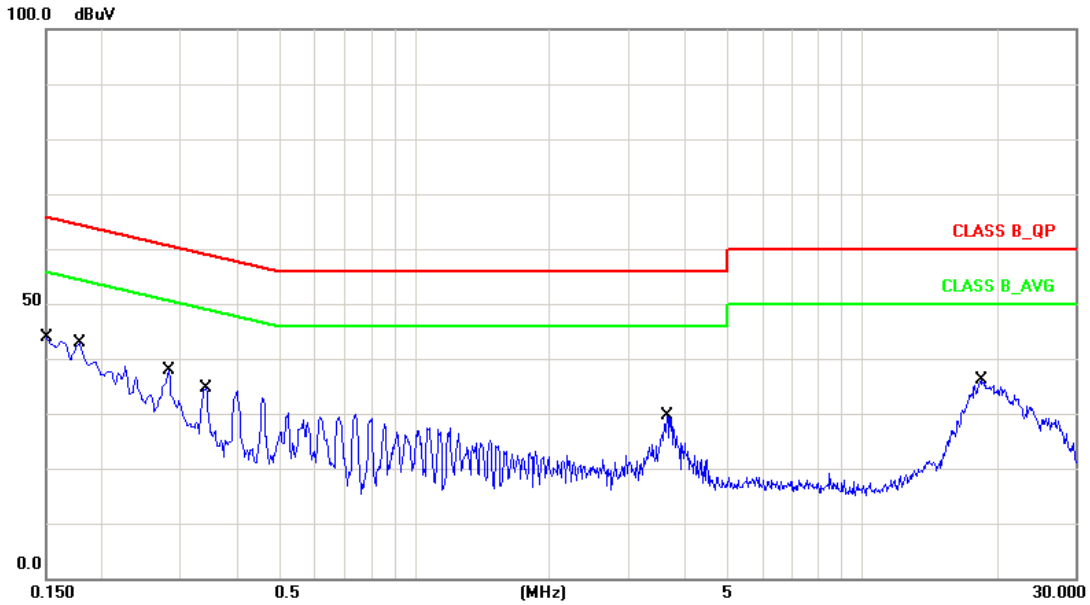

No.	Frequency (MHz)	Factor (dB)	Reading (dBuV)	Level (dBuV)	Limit (dBuV)	Margin (dB)	Detector
1	0.1500	10.13	27.01	37.14	65.99	-28.85	QP
2	0.1500	10.13	12.42	22.55	55.99	-33.44	AVG
3	0.1780	10.12	25.37	35.49	64.57	-29.08	QP
4	0.1780	10.12	21.73	31.85	54.57	-22.72	AVG
5	0.2819	10.14	24.05	34.19	60.76	-26.57	QP
6	0.2819	10.14	15.20	25.34	50.76	-15.42	AVG
7	0.3420	10.14	20.85	30.99	59.15	-28.16	QP
8	0.3420	10.14	18.00	28.14	49.15	-21.01	AVG
9	3.6780	10.20	16.01	26.21	56.00	-29.79	QP
10	3.6780	10.20	3.77	13.97	46.00	-32.03	AVG
11	18.5860	10.40	21.16	31.56	60.00	-28.44	QP
12	18.5860	10.40	14.79	25.19	50.00	-24.81	AVG

Note: Level = Reading + Factor

Margin = Level – Limit

Factor = (LISN or ISN or PLC or current probe) Factor + Cable Loss+ Attenuator

Power :	AC 110V	Pol/Phase :	NEUTRAL
Test Mode 3 :	Half Load 18V/3.33A with GT-43004P12019-1.0-T3A (110V/60Hz)	Temperature :	22°C
Memo :	DC 18V/3.33A	Humidity :	50 %
Test Date :	2017.12.04	Transformer :	XF00738

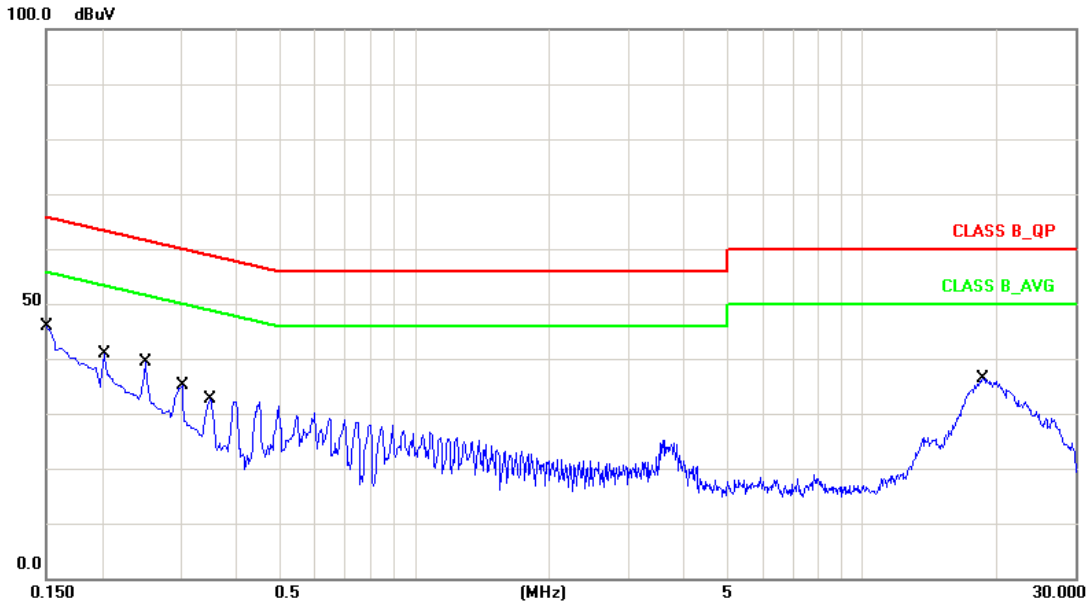

No.	Frequency (MHz)	Factor (dB)	Reading (dBuV)	Level (dBuV)	Limit (dBuV)	Margin (dB)	Detector
1	0.1500	10.13	29.26	39.39	65.99	-26.60	QP
2	0.1500	10.13	24.90	35.03	55.99	-20.96	AVG
3	0.2020	10.13	22.42	32.55	63.52	-30.97	QP
4	0.2020	10.13	19.42	29.55	53.52	-23.97	AVG
5	0.2500	10.13	23.83	33.96	61.75	-27.79	QP
6	0.2500	10.13	19.58	29.71	51.75	-22.04	AVG
7	0.3020	10.14	20.43	30.57	60.19	-29.62	QP
8	0.3020	10.14	15.59	25.73	50.19	-24.46	AVG
9	0.3500	10.14	19.44	29.58	58.96	-29.38	QP
10	0.3500	10.14	15.61	25.75	48.96	-23.21	AVG
11	18.6860	10.47	21.98	32.45	60.00	-27.55	QP
12	18.6860	10.47	15.18	25.65	50.00	-24.35	AVG

Note: Level = Reading + Factor

Margin = Level – Limit

Factor = (LISN or ISN or PLC or current probe) Factor + Cable Loss+ Attenuator

Power :	AC 110V	Pol/Phase :	LINE
Test Mode 3 :	Half Load 18V/3.33A with GT-43004P12019-1.0-T3A (110V/60Hz)	Temperature :	22°C
Memo :	DC 18V/3.33A	Humidity :	50 %
Test Date :	2017.12.04	Transformer :	XF00738

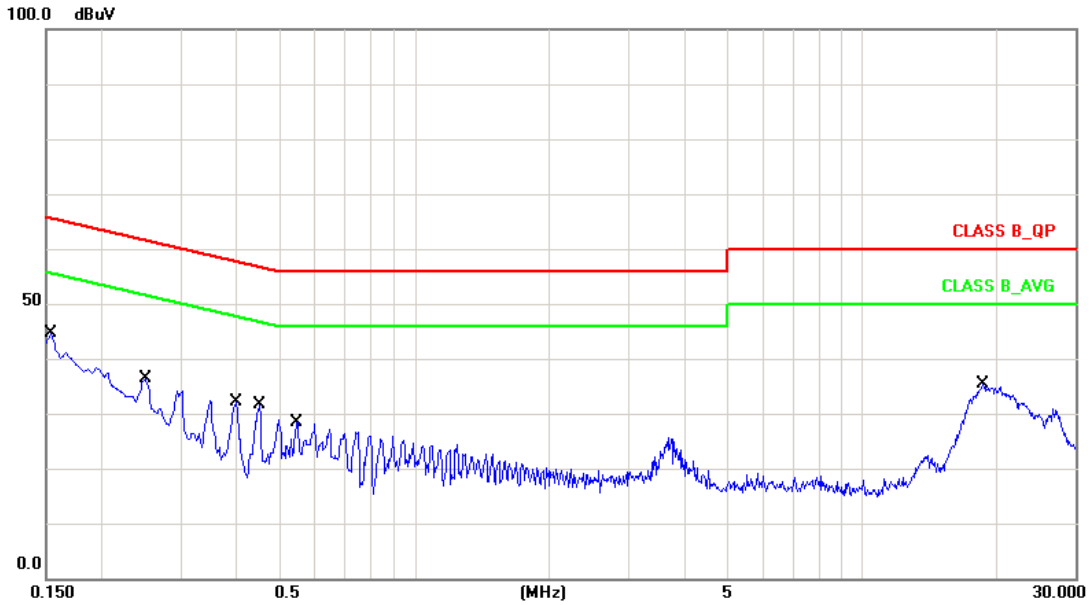

No.	Frequency (MHz)	Factor (dB)	Reading (dBuV)	Level (dBuV)	Limit (dBuV)	Margin (dB)	Detector
1	0.1539	10.13	25.47	35.60	65.78	-30.18	QP
2	0.1539	10.13	19.88	30.01	55.78	-25.77	AVG
3	0.2500	10.13	22.48	32.61	61.75	-29.14	QP
4	0.2500	10.13	19.26	29.39	51.75	-22.36	AVG
5	0.3980	10.15	19.36	29.51	57.89	-28.38	QP
6	0.3980	10.15	18.18	28.33	47.89	-19.56	AVG
7	0.4500	10.16	16.86	27.02	56.87	-29.85	QP
8	0.4500	10.16	14.21	24.37	46.87	-22.50	AVG
9	0.5460	10.16	15.86	26.02	56.00	-29.98	QP
10	0.5460	10.16	14.44	24.60	46.00	-21.40	AVG
11	18.6900	10.39	20.29	30.68	60.00	-29.32	QP
12	18.6900	10.39	13.89	24.28	50.00	-25.72	AVG

Note: Level = Reading + Factor

Margin = Level – Limit

Factor = (LISN or ISN or PLC or current probe) Factor + Cable Loss+ Attenuator

Power :	AC 220V	Pol/Phase :	NEUTRAL
Test Mode 4 :	Full Load 18V/6.66A with GT-43004P12019-1.0-T3A (220V/60Hz)	Temperature :	22°C
Memo :	DC 18V/6.66A	Humidity :	50 %
Test Date :	2017.12.04	Transformer :	XF00738

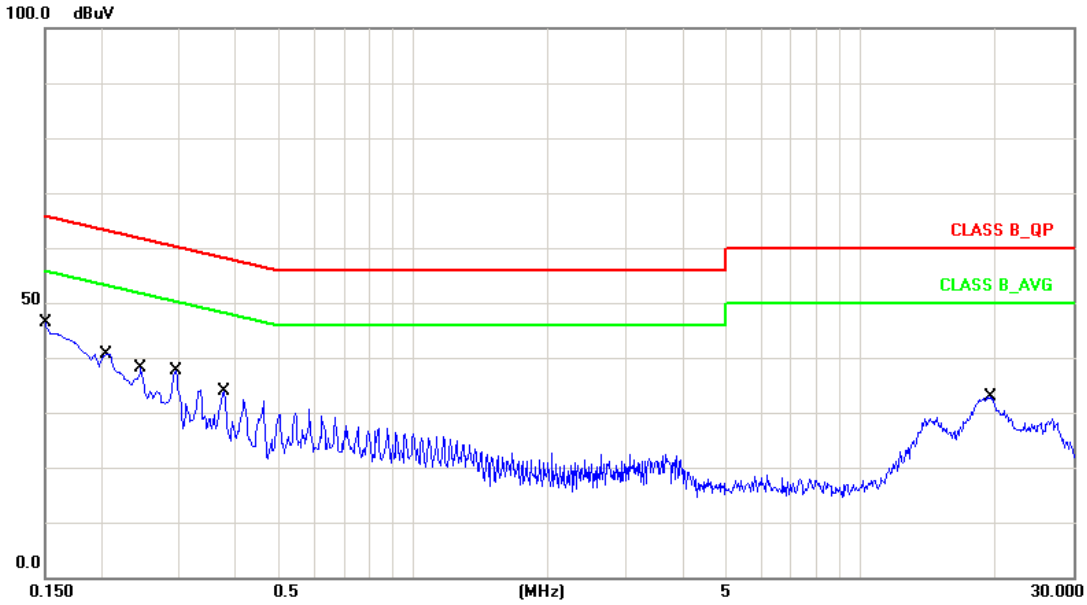

No.	Frequency (MHz)	Factor (dB)	Reading (dBuV)	Level (dBuV)	Limit (dBuV)	Margin (dB)	Detector
1	0.1500	10.13	28.77	38.90	65.99	-27.09	QP
2	0.1500	10.13	11.69	21.82	55.99	-34.17	AVG
3	0.2060	10.13	22.52	32.65	63.36	-30.71	QP
4	0.2060	10.13	17.29	27.42	53.36	-25.94	AVG
5	0.2460	10.13	20.86	30.99	61.89	-30.90	QP
6	0.2460	10.13	19.16	29.29	51.89	-22.60	AVG
7	0.2940	10.14	19.51	29.65	60.41	-30.76	QP
8	0.2940	10.14	16.85	26.99	50.41	-23.42	AVG
9	0.3780	10.15	17.94	28.09	58.32	-30.23	QP
10	0.3780	10.15	15.73	25.88	48.32	-22.44	AVG
11	19.5540	10.45	18.51	28.96	60.00	-31.04	QP
12	19.5540	10.45	13.01	23.46	50.00	-26.54	AVG

Note: Level = Reading + Factor

Margin = Level – Limit

Factor = (LISN or ISN or PLC or current probe) Factor + Cable Loss+ Attenuator

Power :	AC 220V	Pol/Phase :	LINE
Test Mode 4 :	Full Load 18V/6.66A with GT-43004P12019-1.0-T3A (220V/60Hz)	Temperature :	22°C
Memo :	DC 18V/6.66A	Humidity :	50 %
Test Date :	2017.12.04	Transformer :	XF00738

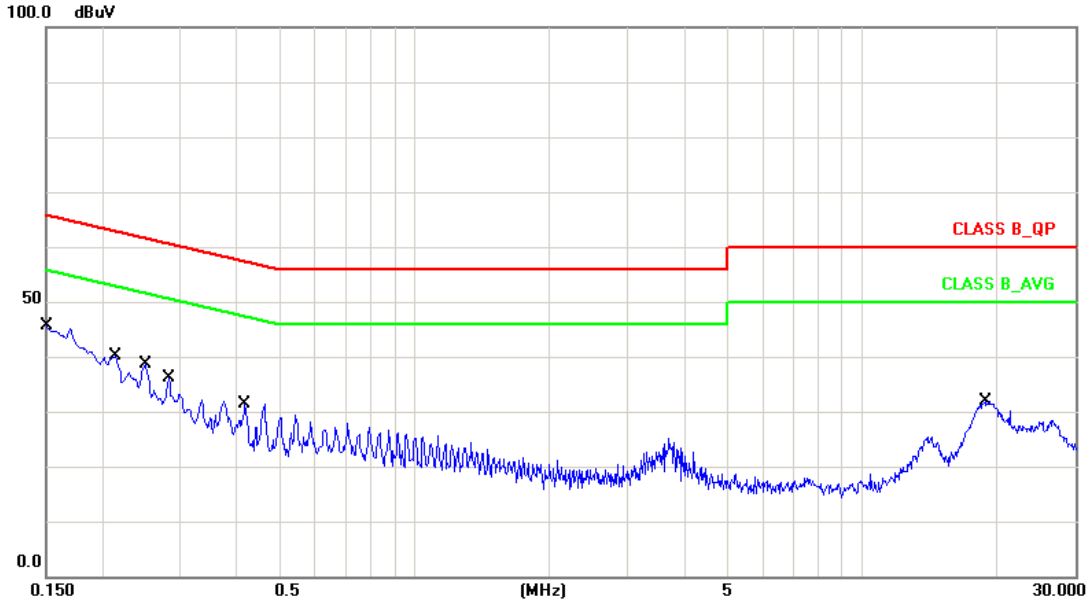

No.	Frequency (MHz)	Factor (dB)	Reading (dBuV)	Level (dBuV)	Limit (dBuV)	Margin (dB)	Detector
1	0.1500	10.13	27.64	37.77	65.99	-28.22	QP
2	0.1500	10.13	11.90	22.03	55.99	-33.96	AVG
3	0.2140	10.12	20.54	30.66	63.04	-32.38	QP
4	0.2140	10.12	17.40	27.52	53.04	-25.52	AVG
5	0.2500	10.13	21.06	31.19	61.75	-30.56	QP
6	0.2500	10.13	18.03	28.16	51.75	-23.59	AVG
7	0.2819	10.14	15.57	25.71	60.76	-35.05	QP
8	0.2819	10.14	13.07	23.21	50.76	-27.55	AVG
9	0.4180	10.15	17.74	27.89	57.49	-29.60	QP
10	0.4180	10.15	15.42	25.57	47.49	-21.92	AVG
11	18.9020	10.39	17.80	28.19	60.00	-31.81	QP
12	18.9020	10.39	13.47	23.86	50.00	-26.14	AVG

Note: Level = Reading + Factor

Margin = Level – Limit

Factor = (LISN or ISN or PLC or current probe) Factor + Cable Loss+ Attenuator

Power :	AC 220V	Pol/Phase :	NEUTRAL
Test Mode 5 :	Half Load 18V/3.33A with GT-43004P12019-1.0-T3A (220V/60Hz)	Temperature :	22°C
Memo :	DC 18V/3.33A	Humidity :	50 %
Test Date :	2017.12.04	Transformer :	XF00738

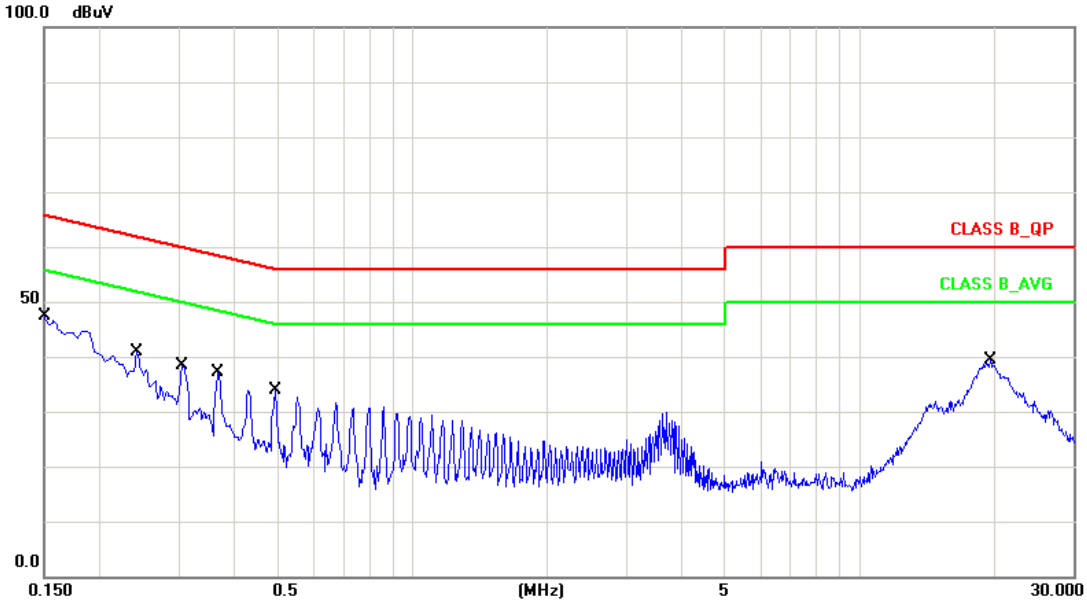

No.	Frequency (MHz)	Factor (dB)	Reading (dBuV)	Level (dBuV)	Limit (dBuV)	Margin (dB)	Detector
1	0.1500	10.13	29.58	39.71	65.99	-26.28	QP
2	0.1500	10.13	10.41	20.54	55.99	-35.45	AVG
3	0.2420	10.13	24.88	35.01	62.02	-27.01	QP
4	0.2420	10.13	24.40	34.53	52.02	-17.49	AVG
5	0.3060	10.14	23.55	33.69	60.08	-26.39	QP
6	0.3060	10.14	23.34	33.48	50.08	-16.60	AVG
7	0.3660	10.15	23.40	33.55	58.59	-25.04	QP
8	0.3660	10.15	23.40	33.55	48.59	-15.04	AVG
9	0.4940	10.15	21.19	31.34	56.10	-24.76	QP
10	0.4940	10.15	21.27	31.42	46.10	-14.68	AVG
11	19.6259	10.45	24.18	34.63	60.00	-25.37	QP
12	19.6259	10.45	19.18	29.63	50.00	-20.37	AVG

Note: Level = Reading + Factor

Margin = Level – Limit

Factor = (LISN or ISN or PLC or current probe) Factor + Cable Loss+ Attenuator

Power :	AC 220V	Pol/Phase :	LINE
Test Mode 5 :	Half Load 18V/3.33A with GT-43004P12019-1.0-T3A (220V/60Hz)	Temperature :	22°C
Memo :	DC 18V/3.33A	Humidity :	50 %
Test Date :	2017.12.04	Transformer :	XF00738

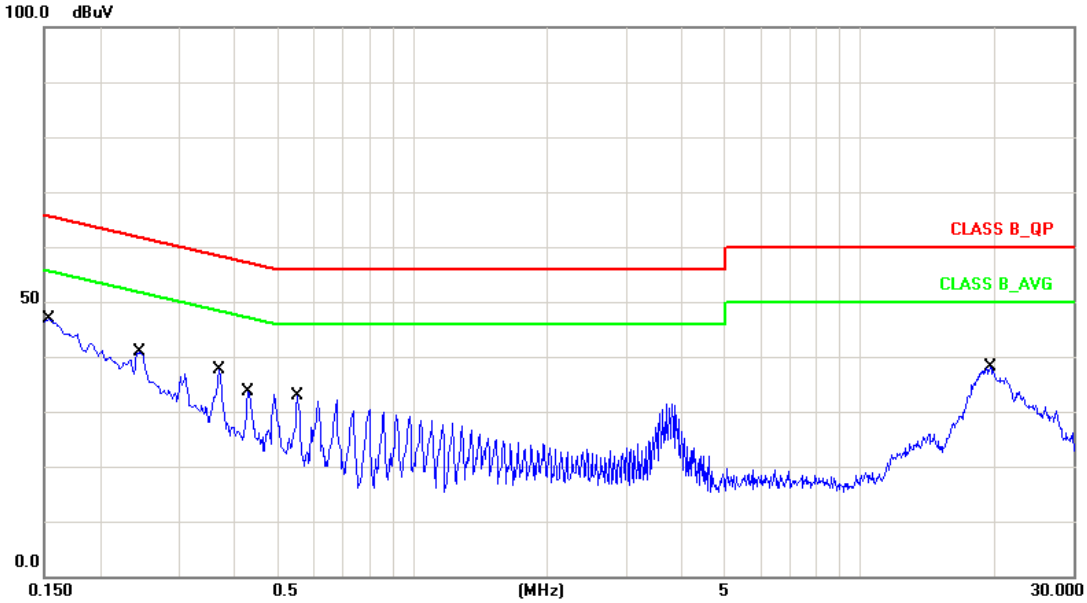

No.	Frequency (MHz)	Factor (dB)	Reading (dBuV)	Level (dBuV)	Limit (dBuV)	Margin (dB)	Detector
1	0.1539	10.13	28.97	39.10	65.78	-26.68	QP
2	0.1539	10.13	9.86	19.99	55.78	-35.79	AVG
3	0.2460	10.12	25.34	35.46	61.89	-26.43	QP
4	0.2460	10.12	22.78	32.90	51.89	-18.99	AVG
5	0.3700	10.15	23.38	33.53	58.50	-24.97	QP
6	0.3700	10.15	22.63	32.78	48.50	-15.72	AVG
7	0.4300	10.15	22.12	32.27	57.25	-24.98	QP
8	0.4300	10.15	22.27	32.42	47.25	-14.83	AVG
9	0.5540	10.16	20.12	30.28	56.00	-25.72	QP
10	0.5540	10.16	19.68	29.84	46.00	-16.16	AVG
11	19.5700	10.36	23.34	33.70	60.00	-26.30	QP
12	19.5700	10.36	17.25	27.61	50.00	-22.39	AVG

Note: Level = Reading + Factor

Margin = Level – Limit

Factor = (LISN or ISN or PLC or current probe) Factor + Cable Loss+ Attenuator

Power :	AC 110V	Pol/Phase :	NEUTRAL
Test Mode 6 :	Full Load 19V/6.31A with GT-43004P12019-T3 (110V/60Hz)	Temperature :	22°C
Memo :	DC 19V/6.31A	Humidity :	50 %
Test Date :	2017.12.04	Transformer :	XF00738

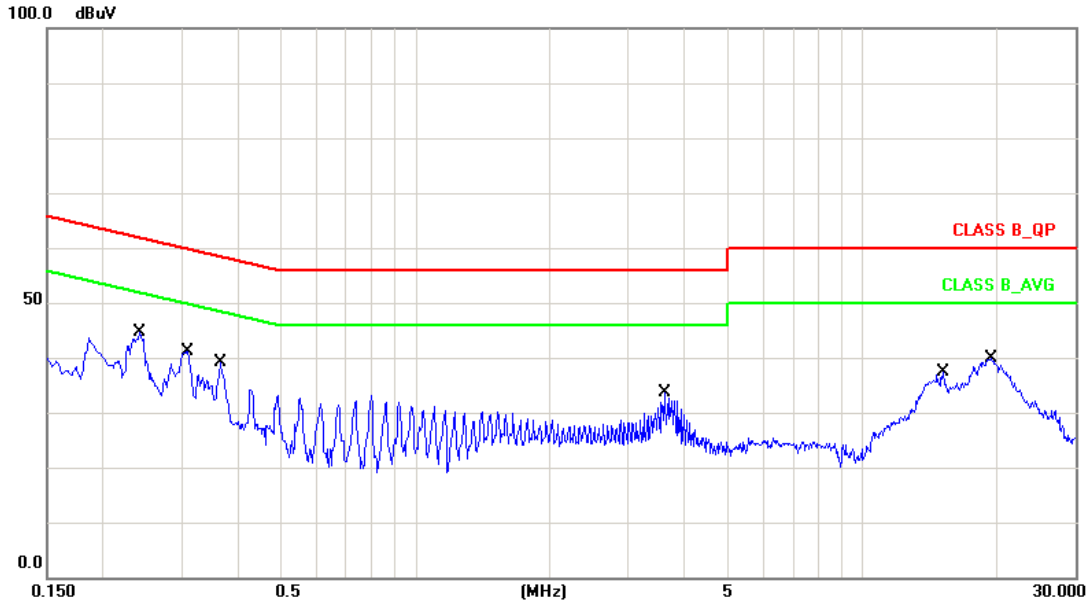

No.	Frequency (MHz)	Factor (dB)	Reading (dBuV)	Level (dBuV)	Limit (dBuV)	Margin (dB)	Detector
1	0.2420	10.13	25.17	35.30	62.02	-26.72	QP
2	0.2420	10.13	24.68	34.81	52.02	-17.21	AVG
3	0.3100	10.14	20.00	30.14	59.97	-29.83	QP
4	0.3100	10.14	17.95	28.09	49.97	-21.88	AVG
5	0.3660	10.15	24.13	34.28	58.59	-24.31	QP
6	0.3660	10.15	24.25	34.40	48.59	-14.19	AVG
7	3.6220	10.21	16.76	26.97	56.00	-29.03	QP
8	3.6220	10.21	12.05	22.26	46.00	-23.74	AVG
9	15.1780	10.53	15.56	26.09	60.00	-33.91	QP
10	15.1780	10.53	9.66	20.19	50.00	-29.81	AVG
11	19.5220	10.45	23.75	34.20	60.00	-25.80	QP
12	19.5220	10.45	18.95	29.40	50.00	-20.60	AVG

Note: Level = Reading + Factor

Margin = Level – Limit

Factor = (LISN or ISN or PLC or current probe) Factor + Cable Loss+ Attenuator

Power :	AC 110V	Pol/Phase :	LINE
Test Mode 6 :	Full Load 19V/6.31A with GT-43004P12019-T3 (110V/60Hz)	Temperature :	22°C
Memo :	DC 19V/6.31A	Humidity :	50 %
Test Date :	2017.12.04	Transformer :	XF00738

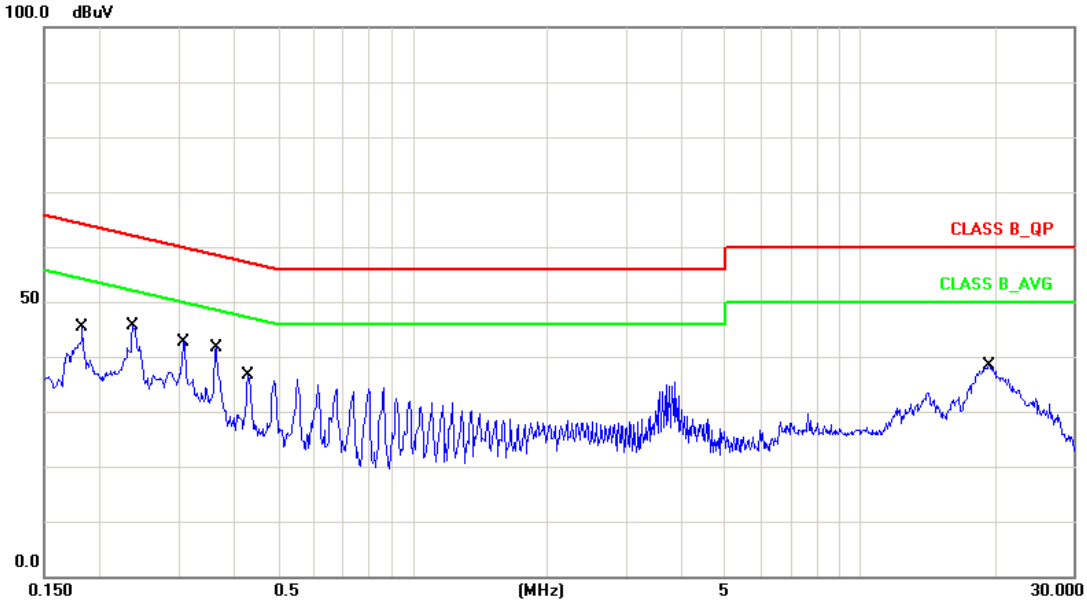

No.	Frequency (MHz)	Factor (dB)	Reading (dBuV)	Level (dBuV)	Limit (dBuV)	Margin (dB)	Detector
1	0.1825	10.12	27.30	37.42	64.37	-26.95	QP
2	0.1825	10.12	22.58	32.70	54.37	-21.67	AVG
3	0.2366	10.12	20.99	31.11	62.21	-31.10	QP
4	0.2366	10.12	16.28	26.40	52.21	-25.81	AVG
5	0.3067	10.14	23.18	33.32	60.06	-26.74	QP
6	0.3067	10.14	22.46	32.60	50.06	-17.46	AVG
7	0.3634	10.15	21.03	31.18	58.65	-27.47	QP
8	0.3634	10.15	20.14	30.29	48.65	-18.36	AVG
9	0.4282	10.15	22.07	32.22	57.29	-25.07	QP
10	0.4282	10.15	22.04	32.19	47.29	-15.10	AVG
11	19.4284	10.36	22.56	32.92	60.00	-27.08	QP
12	19.4284	10.36	17.55	27.91	50.00	-22.09	AVG

Note: Level = Reading + Factor

Margin = Level – Limit

Factor = (LISN or ISN or PLC or current probe) Factor + Cable Loss+ Attenuator

Power :	AC 110V	Pol/Phase :	NEUTRAL
Test Mode 7 :	Full Load 19V/6.31A with GT-43004P12019-T3A (110V/60Hz)	Temperature :	22°C
Memo :	DC 19V/6.31A	Humidity :	50 %
Test Date :	2017.12.04	Transformer :	XF00738

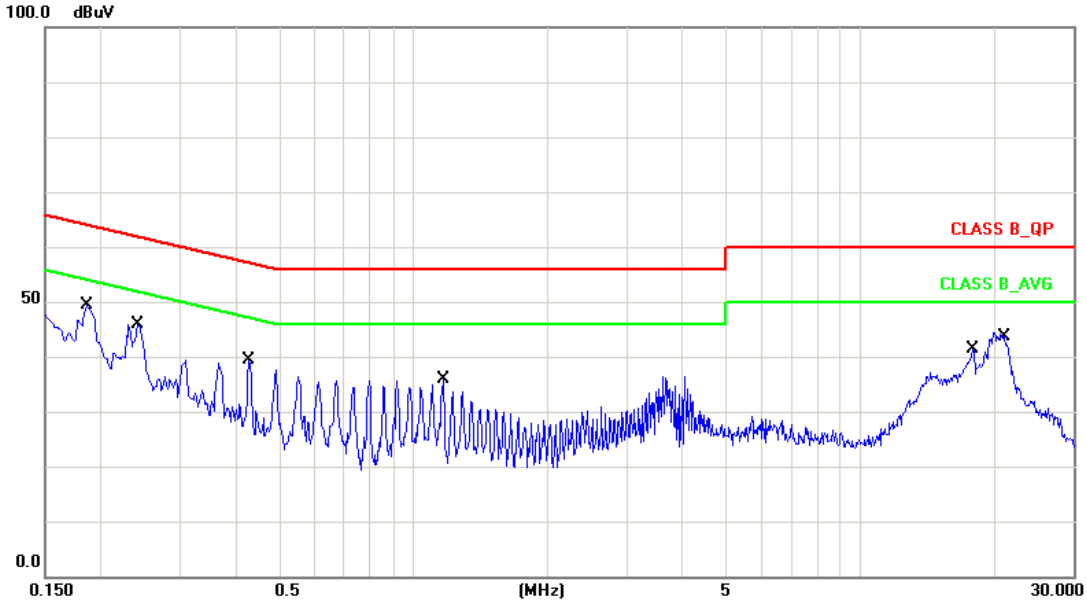

No.	Frequency (MHz)	Factor (dB)	Reading (dBuV)	Level (dBuV)	Limit (dBuV)	Margin (dB)	Detector
1	0.1860	10.13	27.01	37.14	64.21	-27.07	QP
2	0.1860	10.13	23.24	33.37	54.21	-20.84	AVG
3	0.2420	10.13	25.29	35.42	62.02	-26.60	QP
4	0.2420	10.13	24.78	34.91	52.02	-17.11	AVG
5	0.4305	10.15	22.85	33.00	57.24	-24.24	QP
6	0.4305	10.15	22.97	33.12	47.24	-14.12	AVG
7	1.1660	10.18	17.15	27.33	56.00	-28.67	QP
8	1.1660	10.18	15.62	25.80	46.00	-20.20	AVG
9	17.9100	10.48	20.16	30.64	60.00	-29.36	QP
10	17.9100	10.48	14.46	24.94	50.00	-25.06	AVG
11	21.0459	10.42	20.95	31.37	60.00	-28.63	QP
12	21.0459	10.42	15.02	25.44	50.00	-24.56	AVG

Note: Level = Reading + Factor

Margin = Level – Limit

Factor = (LISN or ISN or PLC or current probe) Factor + Cable Loss+ Attenuator

Power :	AC 110V	Pol/Phase :	LINE
Test Mode 7 :	Full Load 19V/6.31A with GT-43004P12019-T3A (110V/60Hz)	Temperature :	22°C
Memo :	DC 19V/6.31A	Humidity :	50 %
Test Date :	2017.12.04	Transformer :	XF00738

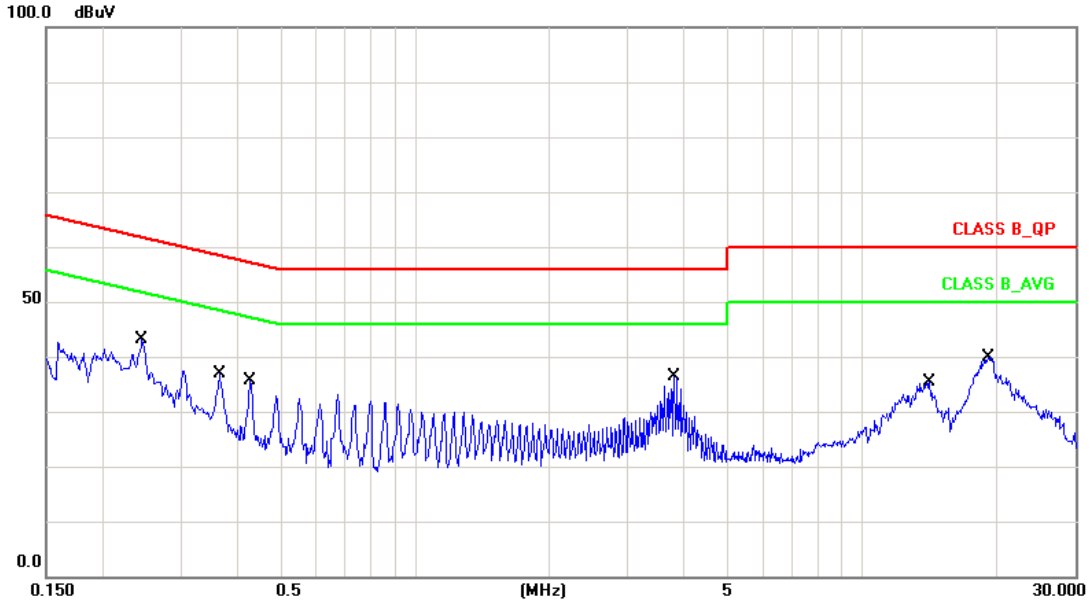

No.	Frequency (MHz)	Factor (dB)	Reading (dBuV)	Level (dBuV)	Limit (dBuV)	Margin (dB)	Detector
1	0.2455	10.12	25.77	35.89	61.90	-26.01	QP
2	0.2455	10.12	23.32	33.44	51.90	-18.46	AVG
3	0.3653	10.15	23.72	33.87	58.61	-24.74	QP
4	0.3653	10.15	23.72	33.87	48.61	-14.74	AVG
5	0.4282	10.15	22.24	32.39	57.29	-24.90	QP
6	0.4282	10.15	22.26	32.41	47.29	-14.88	AVG
7	3.7994	10.20	13.94	24.14	56.00	-31.86	QP
8	3.7994	10.20	7.62	17.82	46.00	-28.18	AVG
9	14.1376	10.48	7.64	18.12	60.00	-41.88	QP
10	14.1376	10.48	1.63	12.11	50.00	-37.89	AVG
11	19.1220	10.38	21.16	31.54	60.00	-28.46	QP
12	19.1220	10.38	15.51	25.89	50.00	-24.11	AVG

Note: Level = Reading + Factor

Margin = Level – Limit

Factor = (LISN or ISN or PLC or current probe) Factor + Cable Loss+ Attenuator

Power :	AC 110V	Pol/Phase :	NEUTRAL
Test Mode 8 :	Half Load 19V/3.155A with GT-43004P12019-T3A (110V/60Hz)	Temperature :	22°C
Memo :	DC 19V/3.155A	Humidity :	50 %
Test Date :	2017.12.04	Transformer :	XF00738

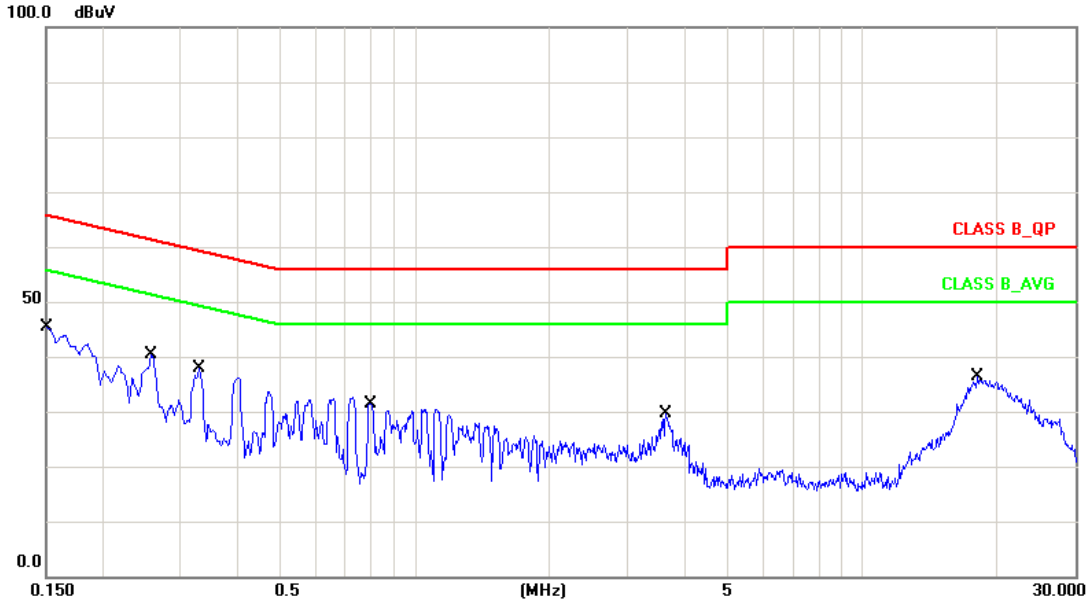

No.	Frequency (MHz)	Factor (dB)	Reading (dBuV)	Level (dBuV)	Limit (dBuV)	Margin (dB)	Detector
1	0.1500	10.13	30.41	40.54	65.99	-25.45	QP
2	0.1500	10.13	12.13	22.26	55.99	-33.73	AVG
3	0.2580	10.13	18.20	28.33	61.49	-33.16	QP
4	0.2580	10.13	8.22	18.35	51.49	-33.14	AVG
5	0.3300	10.14	14.03	24.17	59.45	-35.28	QP
6	0.3300	10.14	4.22	14.36	49.45	-35.09	AVG
7	0.7980	10.16	30.24	40.40	56.00	-15.60	QP
8	0.7980	10.16	25.05	35.21	46.00	-10.79	AVG
9	3.6580	10.21	31.00	41.21	56.00	-14.79	QP
10	3.6580	10.21	23.35	33.56	46.00	-12.44	AVG
11	18.1740	10.47	18.81	29.28	60.00	-30.72	QP
12	18.1740	10.47	12.55	23.02	50.00	-26.98	AVG

Note: Level = Reading + Factor

Margin = Level – Limit

Factor = (LISN or ISN or PLC or current probe) Factor + Cable Loss+ Attenuator

Power :	AC 110V	Pol/Phase :	LINE
Test Mode 8 :	Half Load 19V/3.155A with GT-43004P12019-T3A (110V/60Hz)	Temperature :	22°C
Memo :	DC 19V/3.155A	Humidity :	50 %
Test Date :	2017.12.04	Transformer :	XF00738

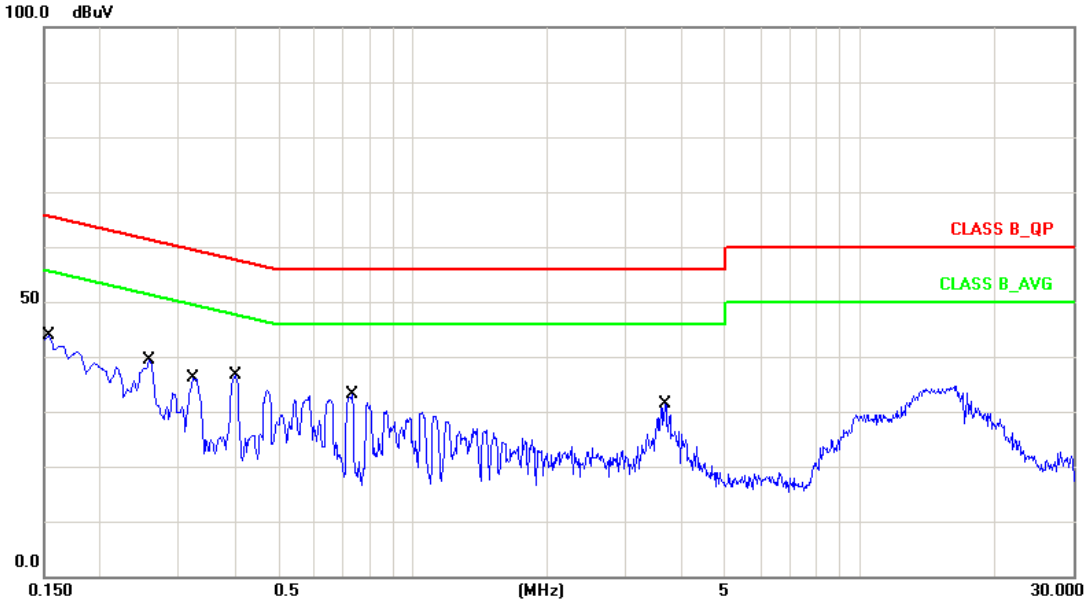

No.	Frequency (MHz)	Factor (dB)	Reading (dBuV)	Level (dBuV)	Limit (dBuV)	Margin (dB)	Detector
1	0.1539	10.13	26.49	36.62	65.78	-29.16	QP
2	0.1539	10.13	16.07	26.20	55.78	-29.58	AVG
3	0.2580	10.13	26.47	36.60	61.49	-24.89	QP
4	0.2580	10.13	20.68	30.81	51.49	-20.68	AVG
5	0.3234	10.14	24.53	34.67	59.62	-24.95	QP
6	0.3234	10.14	21.62	31.76	49.62	-17.86	AVG
7	0.4020	10.15	24.43	34.58	57.81	-23.23	QP
8	0.4020	10.15	22.40	32.55	47.81	-15.26	AVG
9	0.7340	10.15	20.15	30.30	56.00	-25.70	QP
10	0.7340	10.15	12.24	22.39	46.00	-23.61	AVG
11	3.6780	10.20	16.07	26.27	56.00	-29.73	QP
12	3.6780	10.20	4.58	14.78	46.00	-31.22	AVG

Note: Level = Reading + Factor

Margin = Level – Limit

Factor = (LISN or ISN or PLC or current probe) Factor + Cable Loss+ Attenuator

Power :	AC 220V	Pol/Phase :	NEUTRAL
Test Mode 9 :	Full Load 19V/6.31A with GT-43004P12019-T3A (220V/60Hz)	Temperature :	22°C
Memo :	DC 19V/6.31A	Humidity :	50 %
Test Date :	2017.12.04	Transformer :	XF00738

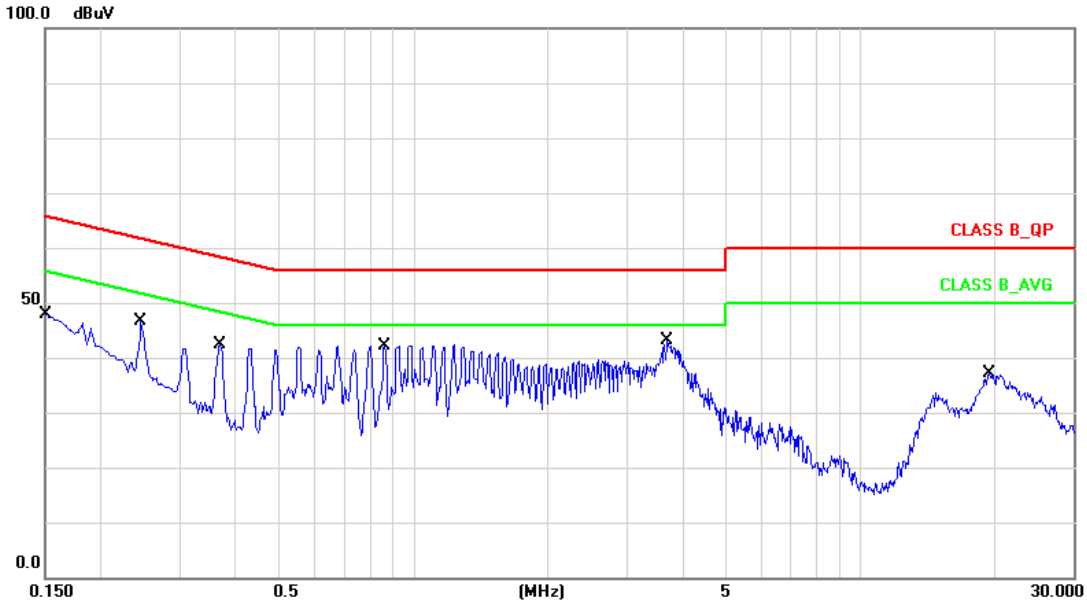

No.	Frequency (MHz)	Factor (dB)	Reading (dBuV)	Level (dBuV)	Limit (dBuV)	Margin (dB)	Detector
1	0.1500	10.13	30.55	40.68	65.99	-25.31	QP
2	0.1500	10.13	9.06	19.19	55.99	-36.80	AVG
3	0.2460	10.13	32.18	42.31	61.89	-19.58	QP
4	0.2460	10.13	31.63	41.76	51.89	-10.13	AVG
5	0.3700	10.15	31.43	41.58	58.50	-16.92	QP
6	0.3700	10.15	31.43	41.58	48.50	-6.92	AVG
7	0.8660	10.17	31.35	41.52	56.00	-14.48	QP
8	0.8660	10.17	27.86	38.03	46.00	-7.97	AVG
9	3.7140	10.21	30.83	41.04	56.00	-14.96	QP
10	3.7140	10.21	23.70	33.91	46.00	-12.09	AVG
11	19.4420	10.45	21.40	31.85	60.00	-28.15	QP
12	19.4420	10.45	14.85	25.30	50.00	-24.70	AVG

Note: Level = Reading + Factor

Margin = Level – Limit

Factor = (LISN or ISN or PLC or current probe) Factor + Cable Loss+ Attenuator

Power :	AC 220V	Pol/Phase :	LINE
Test Mode 9 :	Full Load 19V/6.31A with GT-43004P12019-T3A (220V/60Hz)	Temperature :	22°C
Memo :	DC 19V/6.31A	Humidity :	50 %
Test Date :	2017.12.04	Transformer :	XF00738

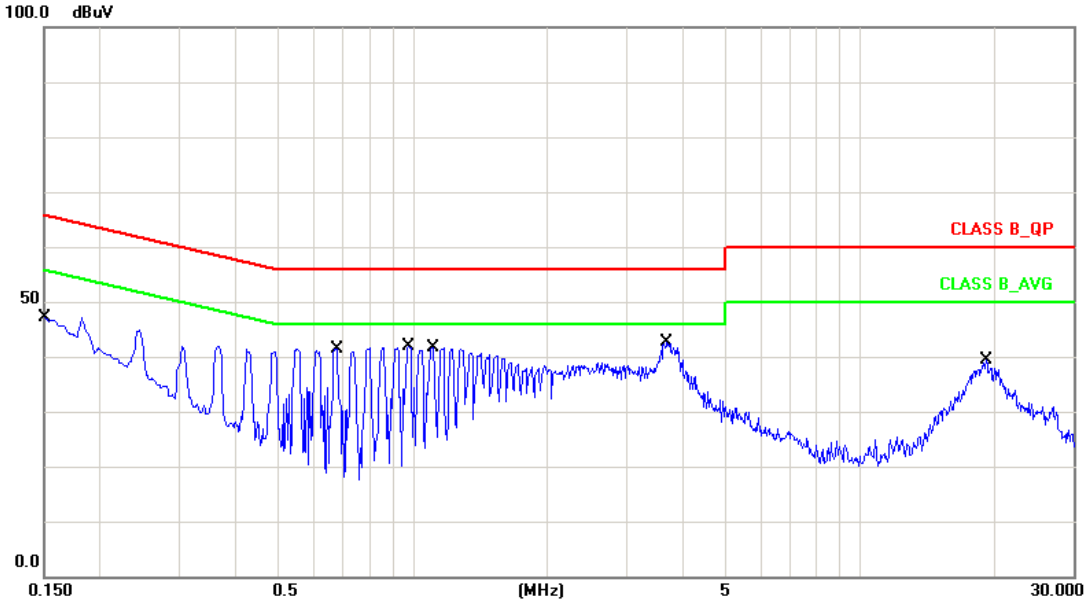

No.	Frequency (MHz)	Factor (dB)	Reading (dBuV)	Level (dBuV)	Limit (dBuV)	Margin (dB)	Detector
1	0.1500	10.13	30.00	40.13	65.99	-25.86	QP
2	0.1500	10.13	13.90	24.03	55.99	-31.96	AVG
3	0.6780	10.15	27.90	38.05	56.00	-17.95	QP
4	0.6780	10.15	25.34	35.49	46.00	-10.51	AVG
5	0.9820	10.16	24.28	34.44	56.00	-21.56	QP
6	0.9820	10.16	22.63	32.79	46.00	-13.21	AVG
7	1.1140	10.16	30.11	40.27	56.00	-15.73	QP
8	1.1140	10.16	26.53	36.69	46.00	-9.31	AVG
9	3.7140	10.20	28.91	39.11	56.00	-16.89	QP
10	3.7140	10.20	26.52	36.72	46.00	-9.28	AVG
11	19.1740	10.37	21.98	32.35	60.00	-27.65	QP
12	19.1740	10.37	16.02	26.39	50.00	-23.61	AVG

Note: Level = Reading + Factor

Margin = Level – Limit

Factor = (LISN or ISN or PLC or current probe) Factor + Cable Loss+ Attenuator

Power :	AC 220V	Pol/Phase :	NEUTRAL
Test Mode 10 :	Half Load 19V/3.155A with GT-43004P12019-T3A (220V/60Hz)	Temperature :	22°C
Memo :	DC 19V/3.155A	Humidity :	50 %
Test Date :	2017.12.04	Transformer :	XF00738

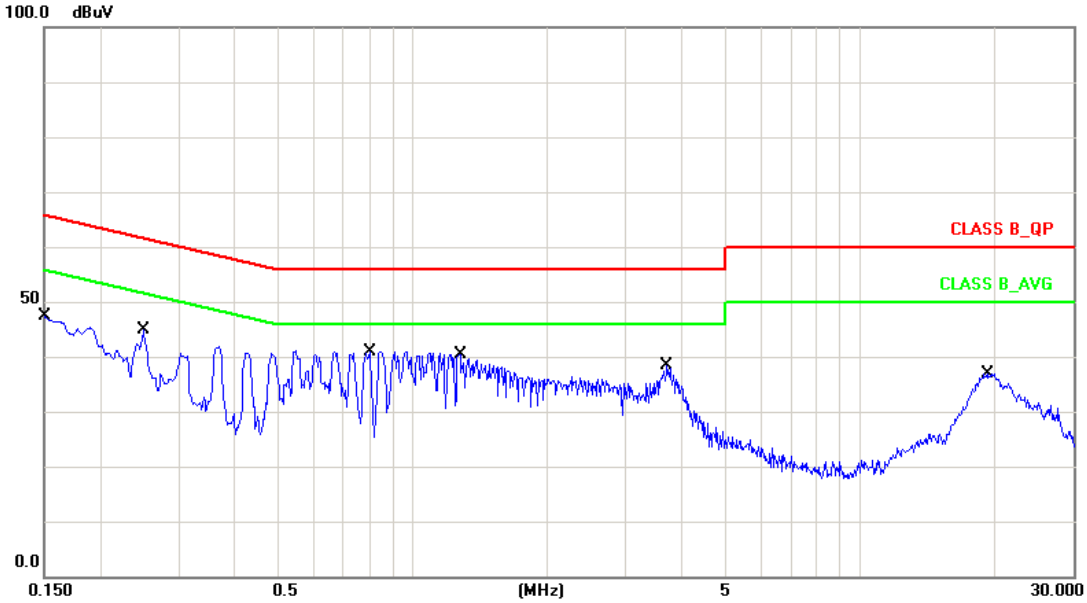

No.	Frequency (MHz)	Factor (dB)	Reading (dBuV)	Level (dBuV)	Limit (dBuV)	Margin (dB)	Detector
1	0.1500	10.13	30.24	40.37	65.99	-25.62	QP
2	0.1500	10.13	11.24	21.37	55.99	-34.62	AVG
3	0.2500	10.13	27.17	37.30	61.75	-24.45	QP
4	0.2500	10.13	19.62	29.75	51.75	-22.00	AVG
5	0.8020	10.16	28.46	38.62	56.00	-17.38	QP
6	0.8020	10.16	19.87	30.03	46.00	-15.97	AVG
7	1.2780	10.18	27.97	38.15	56.00	-17.85	QP
8	1.2780	10.18	22.31	32.49	46.00	-13.51	AVG
9	3.7060	10.21	24.03	34.24	56.00	-21.76	QP
10	3.7060	10.21	18.94	29.15	46.00	-16.85	AVG
11	19.4180	10.45	19.00	29.45	60.00	-30.55	QP
12	19.4180	10.45	13.40	23.85	50.00	-26.15	AVG

Note: Level = Reading + Factor

Margin = Level – Limit

Factor = (LISN or ISN or PLC or current probe) Factor + Cable Loss+ Attenuator

Power :	AC 220V	Pol/Phase :	LINE
Test Mode 10 :	Half Load 19V/3.155A with GT-43004P12019-T3A (220V/60Hz)	Temperature :	22°C
Memo :	DC 19V/3.155A	Humidity :	50 %
Test Date :	2017.12.04	Transformer :	XF00738

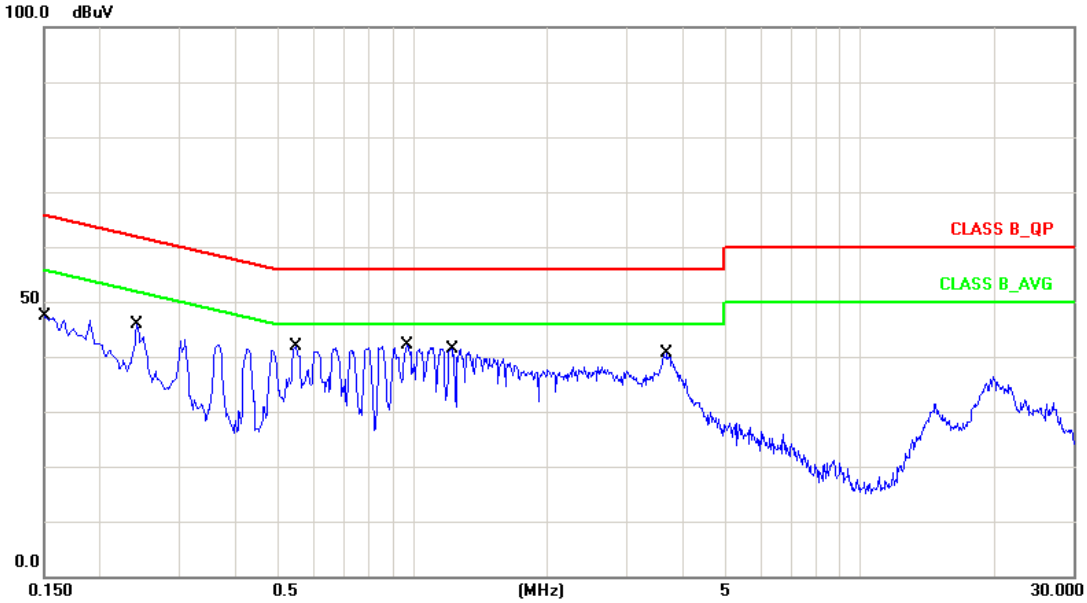

No.	Frequency (MHz)	Factor (dB)	Reading (dBuV)	Level (dBuV)	Limit (dBuV)	Margin (dB)	Detector
1	0.1500	10.13	30.58	40.71	65.99	-25.28	QP
2	0.1500	10.13	10.30	20.43	55.99	-35.56	AVG
3	0.2420	10.12	31.88	42.00	62.02	-20.02	QP
4	0.2420	10.12	30.70	40.82	52.02	-11.20	AVG
5	0.5500	10.16	30.42	40.58	56.00	-15.42	QP
6	0.5500	10.16	27.76	37.92	46.00	-8.08	AVG
7	0.9780	10.16	30.28	40.44	56.00	-15.56	QP
8	0.9780	10.16	27.07	37.23	46.00	-8.77	AVG
9	1.2260	10.16	29.23	39.39	56.00	-16.61	QP
10	1.2260	10.16	20.98	31.14	46.00	-14.86	AVG
11	3.7140	10.20	25.55	35.75	56.00	-20.25	QP
12	3.7140	10.20	18.72	28.92	46.00	-17.08	AVG

Note: Level = Reading + Factor

Margin = Level – Limit

Factor = (LISN or ISN or PLC or current probe) Factor + Cable Loss+ Attenuator

Power :	AC 110V	Pol/Phase :	NEUTRAL
Test Mode 1 :	Full Load 24V/6.25A with GT-43004P15024-T3 (110V/60Hz)	Temperature :	23°C
Memo :	DC 24V/6.25A	Humidity :	51 %
Test Date :	2018.03.01	Transformer :	XF00722

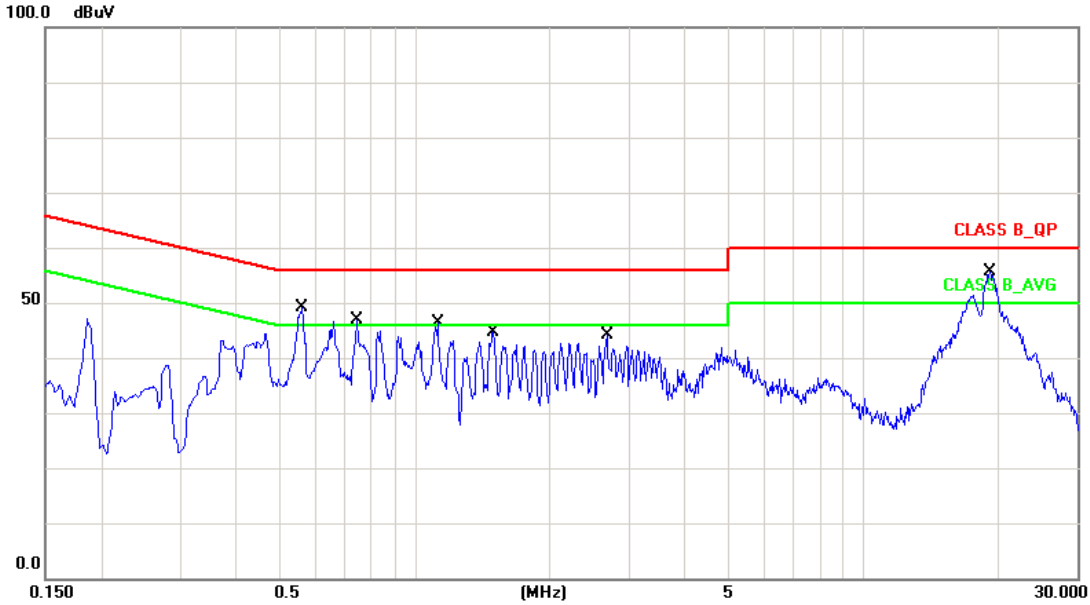

No.	Frequency (MHz)	Factor (dB)	Reading (dBuV)	Level (dBuV)	Limit (dBuV)	Margin (dB)	Detector
1	0.5620	10.15	35.64	45.79	56.00	-10.21	QP
2	0.5620	10.15	30.88	41.03	46.00	-4.97	AVG
3	0.7460	10.16	31.52	41.68	56.00	-14.32	QP
4	0.7460	10.16	28.05	38.21	46.00	-7.79	AVG
5	1.1260	10.19	32.17	42.36	56.00	-13.64	QP
6	1.1260	10.19	25.97	36.16	46.00	-9.84	AVG
7	1.5020	10.19	31.84	42.03	56.00	-13.97	QP
8	1.5020	10.19	25.13	35.32	46.00	-10.68	AVG
9	2.6820	10.21	24.78	34.99	56.00	-21.01	QP
10	2.6820	10.21	18.25	28.46	46.00	-17.54	AVG
11	19.2020	10.49	39.79	50.28	60.00	-9.72	QP
12	19.2020	10.49	34.42	44.91	50.00	-5.09	AVG

Note: Level = Reading + Factor

Margin = Level – Limit

Factor = (LISN or ISN or PLC or current probe) Factor + Cable Loss+ Attenuator

Power :	AC 110V	Pol/Phase :	LINE
Test Mode 1 :	Full Load 24V/6.25A with GT-43004P15024-T3 (110V/60Hz)	Temperature :	23°C
Memo :	DC 24V/6.25A	Humidity :	51 %
Test Date :	2018.03.01	Transformer :	XF00722

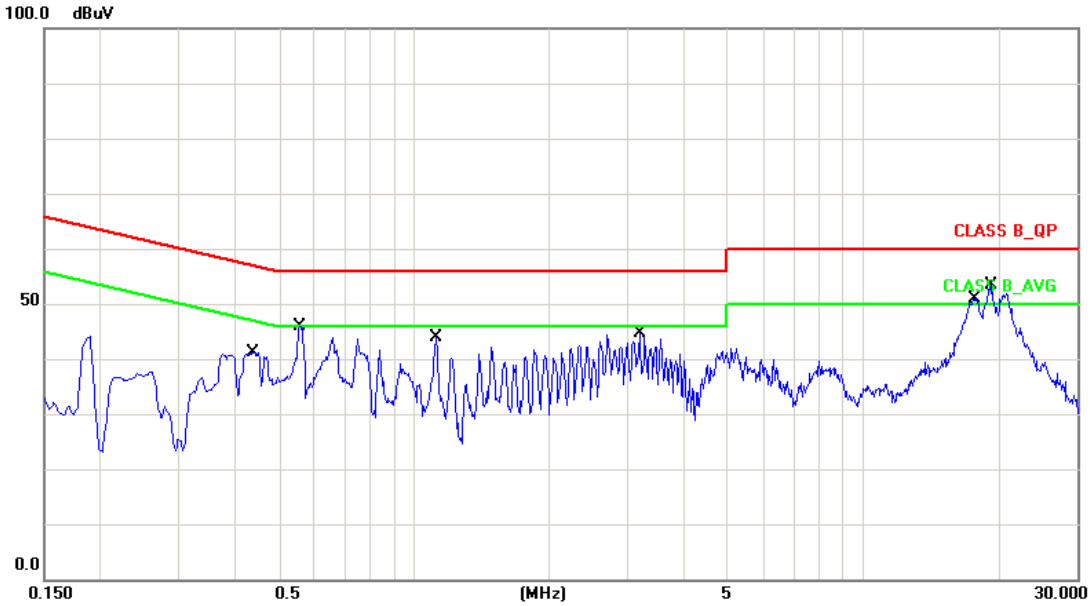

No.	Frequency (MHz)	Factor (dB)	Reading (dBuV)	Level (dBuV)	Limit (dBuV)	Margin (dB)	Detector
1	0.4380	10.15	28.59	38.74	57.10	-18.36	QP
2	0.4380	10.15	11.40	21.55	47.10	-25.55	AVG
3	0.5580	10.16	33.58	43.74	56.00	-12.26	QP
4	0.5580	10.16	27.56	37.72	46.00	-8.28	AVG
5	1.1180	10.17	29.67	39.84	56.00	-16.16	QP
6	1.1180	10.17	25.45	35.62	46.00	-10.38	AVG
7	3.1820	10.21	30.97	41.18	56.00	-14.82	QP
8	3.1820	10.21	22.74	32.95	46.00	-13.05	AVG
9	17.7380	10.45	35.24	45.69	60.00	-14.31	QP
10	17.7380	10.45	30.20	40.65	50.00	-9.35	AVG
11	19.3460	10.40	36.99	47.39	60.00	-12.61	QP
12	19.3460	10.40	31.39	41.79	50.00	-8.21	AVG

Note: Level = Reading + Factor

Margin = Level – Limit

Factor = (LISN or ISN or PLC or current probe) Factor + Cable Loss+ Attenuator

Power :	AC 110V	Pol/Phase :	NEUTRAL
Test Mode 2 :	Full Load 24V/6.25A with GT-43004P15024-T3A (110V/60Hz)	Temperature :	23°C
Memo :	DC 24V/6.25A	Humidity :	51 %
Test Date :	2018.03.01	Transformer :	XF00722

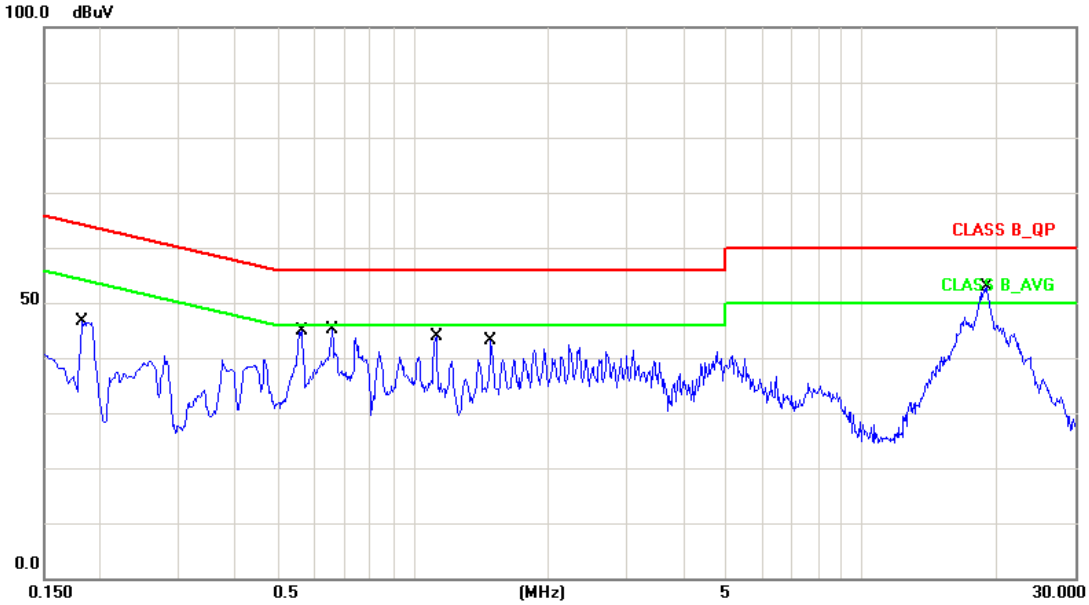

No.	Frequency (MHz)	Factor (dB)	Reading (dBuV)	Level (dBuV)	Limit (dBuV)	Margin (dB)	Detector
1	0.1825	10.14	27.15	37.29	64.37	-27.08	QP
2	0.1825	10.14	23.95	34.09	54.37	-20.28	AVG
3	0.5660	10.15	35.17	45.32	56.00	-10.68	QP
4	0.5660	10.15	27.23	37.38	46.00	-8.62	AVG
5	0.6580	10.16	32.28	42.44	56.00	-13.56	QP
6	0.6580	10.16	25.72	35.88	46.00	-10.12	AVG
7	1.1260	10.19	32.73	42.92	56.00	-13.08	QP
8	1.1260	10.19	28.18	38.37	46.00	-7.63	AVG
9	1.4940	10.19	31.81	42.00	56.00	-14.00	QP
10	1.4940	10.19	26.96	37.15	46.00	-8.85	AVG
11	19.0260	10.49	37.68	48.17	60.00	-11.83	QP
12	19.0260	10.49	32.49	42.98	50.00	-7.02	AVG

Note: Level = Reading + Factor

Margin = Level – Limit

Factor = (LISN or ISN or PLC or current probe) Factor + Cable Loss+ Attenuator

Power :	AC 110V	Pol/Phase :	LINE
Test Mode 2 :	Full Load 24V/6.25A with GT-43004P15024-T3A (110V/60Hz)	Temperature :	23°C
Memo :	DC 24V/6.25A	Humidity :	51 %
Test Date :	2018.03.01	Transformer :	XF00722

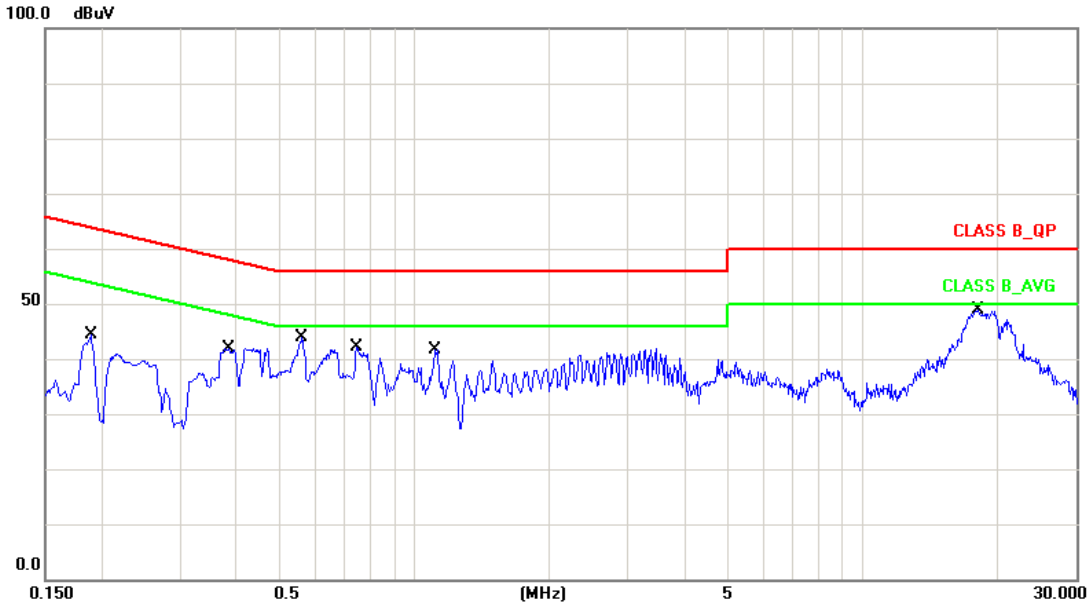

No.	Frequency (MHz)	Factor (dB)	Reading (dBuV)	Level (dBuV)	Limit (dBuV)	Margin (dB)	Detector
1	0.1900	10.13	30.28	40.41	64.03	-23.62	QP
2	0.1900	10.13	28.47	38.60	54.03	-15.43	AVG
3	0.3860	10.15	27.41	37.56	58.15	-20.59	QP
4	0.3860	10.15	10.43	20.58	48.15	-27.57	AVG
5	0.5620	10.16	33.44	43.60	56.00	-12.40	QP
6	0.5620	10.16	27.63	37.79	46.00	-8.21	AVG
7	0.7460	10.15	28.52	38.67	56.00	-17.33	QP
8	0.7460	10.15	22.47	32.62	46.00	-13.38	AVG
9	1.1140	10.17	28.73	38.90	56.00	-17.10	QP
10	1.1140	10.17	22.22	32.39	46.00	-13.61	AVG
11	18.1380	10.44	36.63	47.07	60.00	-12.93	QP
12	18.1380	10.44	31.40	41.84	50.00	-8.16	AVG

Note: Level = Reading + Factor

Margin = Level – Limit

Factor = (LISN or ISN or PLC or current probe) Factor + Cable Loss+ Attenuator

Power :	AC 110V	Pol/Phase :	NEUTRAL
Test Mode 3 :	Half Load 24V/3.125A with GT-43004P15024-T3A (110V/60Hz)	Temperature :	23°C
Memo :	DC 24V/3.125A	Humidity :	51 %
Test Date :	2018.03.01	Transformer :	XF00722

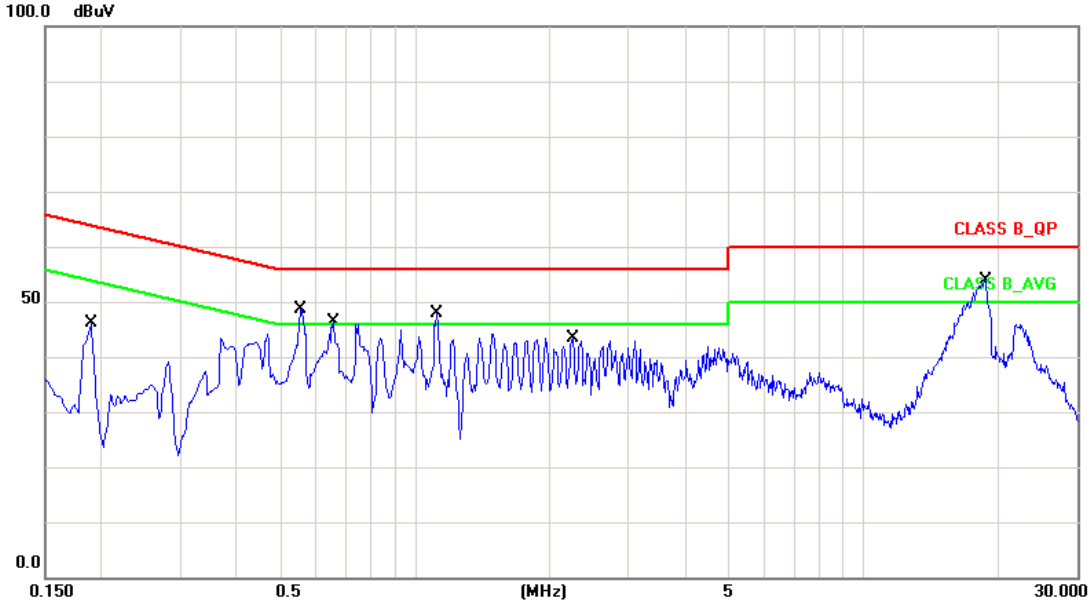

No.	Frequency (MHz)	Factor (dB)	Reading (dBuV)	Level (dBuV)	Limit (dBuV)	Margin (dB)	Detector
1	0.1900	10.14	31.72	41.86	64.03	-22.17	QP
2	0.1900	10.14	28.33	38.47	54.03	-15.56	AVG
3	0.5580	10.15	35.42	45.57	56.00	-10.43	QP
4	0.5580	10.15	30.39	40.54	46.00	-5.46	AVG
5	0.6580	10.16	31.98	42.14	56.00	-13.86	QP
6	0.6580	10.16	24.21	34.37	46.00	-11.63	AVG
7	1.1180	10.19	32.93	43.12	56.00	-12.88	QP
8	1.1180	10.19	27.57	37.76	46.00	-8.24	AVG
9	2.2540	10.20	28.63	38.83	56.00	-17.17	QP
10	2.2540	10.20	21.81	32.01	46.00	-13.99	AVG
11	18.7460	10.50	29.68	40.18	60.00	-19.82	QP
12	18.7460	10.50	23.87	34.37	50.00	-15.63	AVG

Note: Level = Reading + Factor

Margin = Level – Limit

Factor = (LISN or ISN or PLC or current probe) Factor + Cable Loss+ Attenuator

Power :	AC 110V	Pol/Phase :	LINE
Test Mode 3 :	Half Load 24V/3.125A with GT-43004P15024-T3A (110V/60Hz)	Temperature :	23°C
Memo :	DC 24V/3.125A	Humidity :	51 %
Test Date :	2018.03.01	Transformer :	XF00722

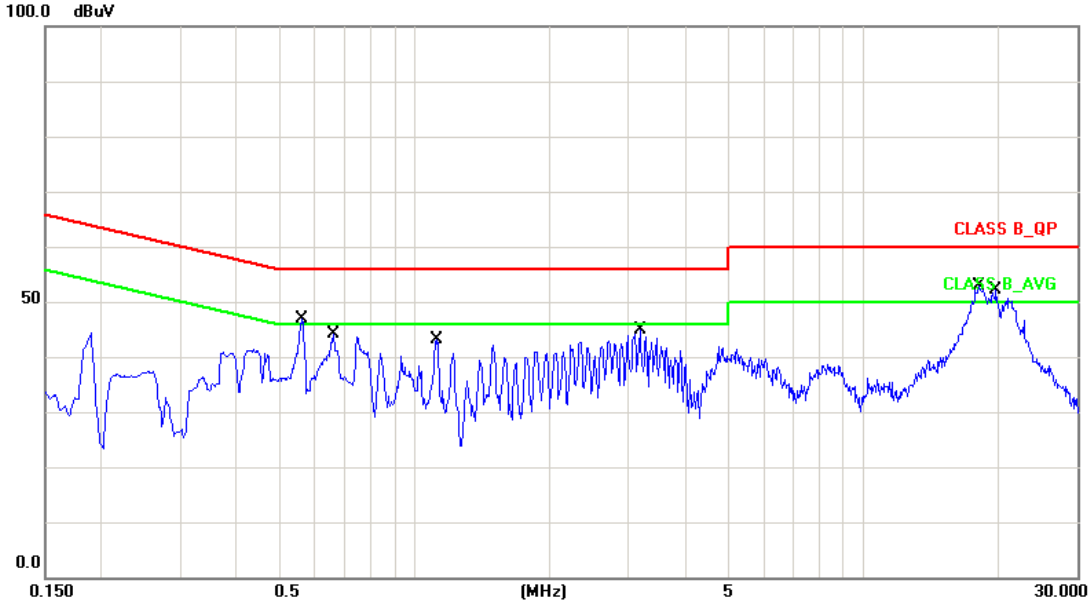

No.	Frequency (MHz)	Factor (dB)	Reading (dBuV)	Level (dBuV)	Limit (dBuV)	Margin (dB)	Detector
1	0.5620	10.16	33.60	43.76	56.00	-12.24	QP
2	0.5620	10.16	28.18	38.34	46.00	-7.66	AVG
3	0.6580	10.15	30.65	40.80	56.00	-15.20	QP
4	0.6580	10.15	19.79	29.94	46.00	-16.06	AVG
5	1.1180	10.17	30.03	40.20	56.00	-15.80	QP
6	1.1180	10.17	23.92	34.09	46.00	-11.91	AVG
7	3.1860	10.21	29.69	39.90	56.00	-16.10	QP
8	3.1860	10.21	22.72	32.93	46.00	-13.07	AVG
9	18.1379	10.44	35.95	46.39	60.00	-13.61	QP
10	18.1379	10.44	30.65	41.09	50.00	-8.91	AVG
11	19.7619	10.38	33.90	44.28	60.00	-15.72	QP
12	19.7619	10.38	28.19	38.57	50.00	-11.43	AVG

Note: Level = Reading + Factor

Margin = Level – Limit

Factor = (LISN or ISN or PLC or current probe) Factor + Cable Loss+ Attenuator

Power :	AC 220V	Pol/Phase :	NEUTRAL
Test Mode 4 :	Full Load 24V/6.25A with GT-43004P15024-T3A (220V/60Hz)	Temperature :	23°C
Memo :	DC 24V/6.25A	Humidity :	51 %
Test Date :	2018.03.01	Transformer :	XF00722

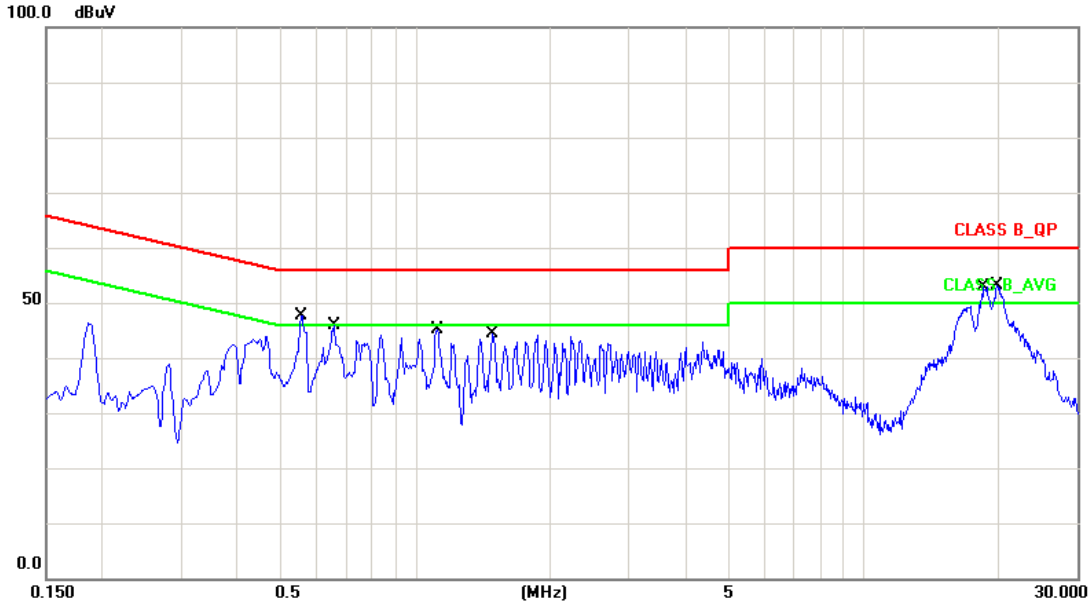

No.	Frequency (MHz)	Factor (dB)	Reading (dBuV)	Level (dBuV)	Limit (dBuV)	Margin (dB)	Detector
1	0.5580	10.15	34.50	44.65	56.00	-11.35	QP
2	0.5580	10.15	30.92	41.07	46.00	-4.93	AVG
3	0.6580	10.16	30.39	40.55	56.00	-15.45	QP
4	0.6580	10.16	21.84	32.00	46.00	-14.00	AVG
5	1.1180	10.19	31.91	42.10	56.00	-13.90	QP
6	1.1180	10.19	28.57	38.76	46.00	-7.24	AVG
7	1.4900	10.19	31.69	41.88	56.00	-14.12	QP
8	1.4900	10.19	27.45	37.64	46.00	-8.36	AVG
9	18.5380	10.50	36.85	47.35	60.00	-12.65	QP
10	18.5380	10.50	31.51	42.01	50.00	-7.99	AVG
11	19.8779	10.47	37.63	48.10	60.00	-11.90	QP
12	19.8779	10.47	32.15	42.62	50.00	-7.38	AVG

Note: Level = Reading + Factor

Margin = Level – Limit

Factor = (LISN or ISN or PLC or current probe) Factor + Cable Loss+ Attenuator

Power :	AC 220V	Pol/Phase :	LINE
Test Mode 4 :	Full Load 24V/6.25A with GT-43004P15024-T3A (220V/60Hz)	Temperature :	23°C
Memo :	DC 24V/6.25A	Humidity :	51 %
Test Date :	2018.03.01	Transformer :	XF00722

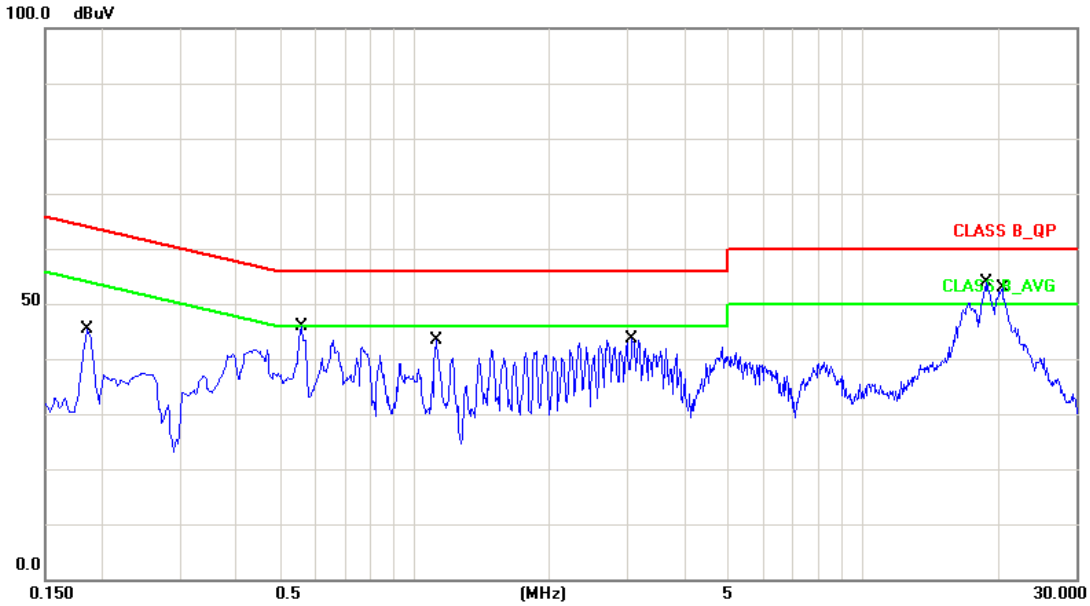

No.	Frequency (MHz)	Factor (dB)	Reading (dBuV)	Level (dBuV)	Limit (dBuV)	Margin (dB)	Detector
1	0.1860	10.13	33.33	43.46	64.21	-20.75	QP
2	0.1860	10.13	33.19	43.32	54.21	-10.89	AVG
3	0.5620	10.16	32.42	42.58	56.00	-13.42	QP
4	0.5620	10.16	26.68	36.84	46.00	-9.16	AVG
5	1.1180	10.17	28.70	38.87	56.00	-17.13	QP
6	1.1180	10.17	25.31	35.48	46.00	-10.52	AVG
7	3.0700	10.21	29.74	39.95	56.00	-16.05	QP
8	3.0700	10.21	24.07	34.28	46.00	-11.72	AVG
9	18.9179	10.42	38.04	48.46	60.00	-11.54	QP
10	18.9179	10.42	32.56	42.98	50.00	-7.02	AVG
11	20.4980	10.38	36.03	46.41	60.00	-13.59	QP
12	20.4980	10.38	30.60	40.98	50.00	-9.02	AVG

Note: Level = Reading + Factor

Margin = Level – Limit

Factor = (LISN or ISN or PLC or current probe) Factor + Cable Loss+ Attenuator

Power :	AC 220V	Pol/Phase :	NEUTRAL
Test Mode 5 :	Half Load 24V/3.125A with GT-43004P15024-T3A (220V/60Hz)	Temperature :	23°C
Memo :	DC 24V/3.125A	Humidity :	51 %
Test Date :	2018.03.01	Transformer :	XF00722

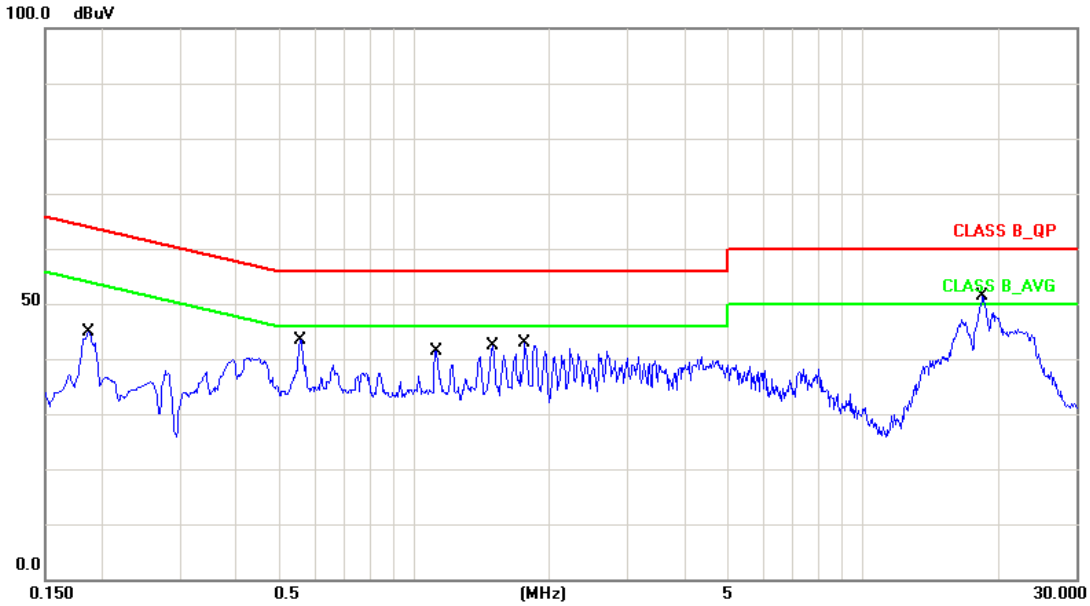

No.	Frequency (MHz)	Factor (dB)	Reading (dBuV)	Level (dBuV)	Limit (dBuV)	Margin (dB)	Detector
1	0.1874	10.14	35.07	45.21	64.15	-18.94	QP
2	0.1874	10.14	34.82	44.96	54.15	-9.19	AVG
3	0.5580	10.15	34.70	44.85	56.00	-11.15	QP
4	0.5580	10.15	31.13	41.28	46.00	-4.72	AVG
5	1.1220	10.19	32.09	42.28	56.00	-13.72	QP
6	1.1220	10.19	27.06	37.25	46.00	-8.75	AVG
7	1.4980	10.19	31.40	41.59	56.00	-14.41	QP
8	1.4980	10.19	24.93	35.12	46.00	-10.88	AVG
9	1.7700	10.19	29.97	40.16	56.00	-15.84	QP
10	1.7700	10.19	25.23	35.42	46.00	-10.58	AVG
11	18.5820	10.50	35.94	46.44	60.00	-13.56	QP
12	18.5820	10.50	30.61	41.11	50.00	-8.89	AVG

Note: Level = Reading + Factor

Margin = Level – Limit

Factor = (LISN or ISN or PLC or current probe) Factor + Cable Loss+ Attenuator

Power :	AC 220V	Pol/Phase :	LINE
Test Mode 5 :	Half Load 24V/3.125A with GT-43004P15024-T3A (220V/60Hz)	Temperature :	23°C
Memo :	DC 24V/3.125A	Humidity :	51 %
Test Date :	2018.03.01	Transformer :	XF00722

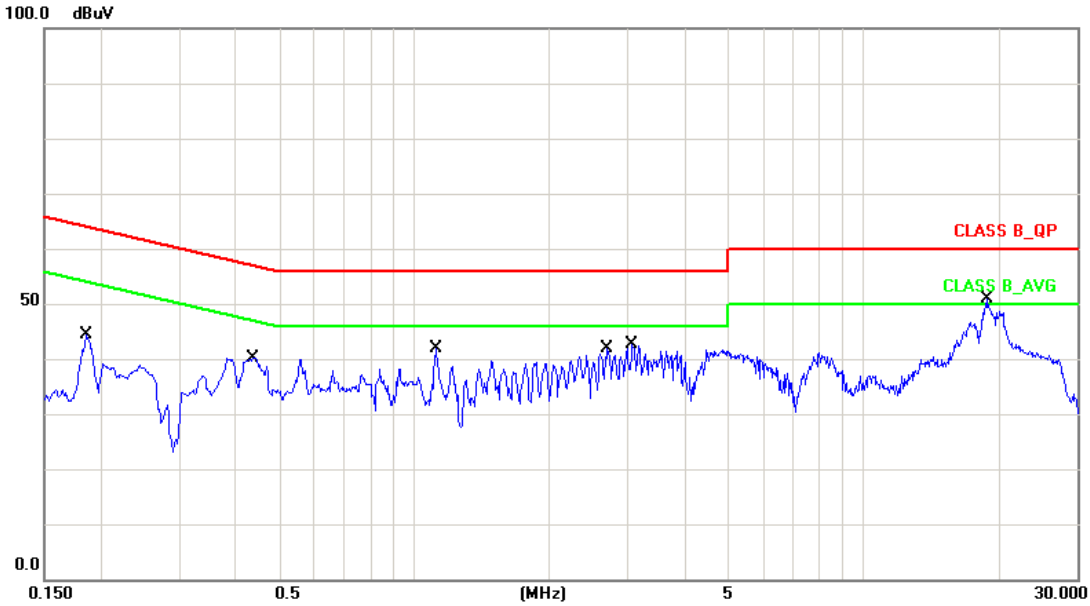

No.	Frequency (MHz)	Factor (dB)	Reading (dBuV)	Level (dBuV)	Limit (dBuV)	Margin (dB)	Detector
1	0.1860	10.13	33.19	43.32	64.21	-20.89	QP
2	0.1860	10.13	33.04	43.17	54.21	-11.04	AVG
3	0.4380	10.15	28.90	39.05	57.10	-18.05	QP
4	0.4380	10.15	10.24	20.39	47.10	-26.71	AVG
5	1.1180	10.17	28.67	38.84	56.00	-17.16	QP
6	1.1180	10.17	25.30	35.47	46.00	-10.53	AVG
7	2.6940	10.20	29.81	40.01	56.00	-15.99	QP
8	2.6940	10.20	23.26	33.46	46.00	-12.54	AVG
9	3.0700	10.21	29.69	39.90	56.00	-16.10	QP
10	3.0700	10.21	24.05	34.26	46.00	-11.74	AVG
11	18.9180	10.42	38.02	48.44	60.00	-11.56	QP
12	18.9180	10.42	32.57	42.99	50.00	-7.01	AVG

Note: Level = Reading + Factor

Margin = Level – Limit

Factor = (LISN or ISN or PLC or current probe) Factor + Cable Loss+ Attenuator

測試工程師 : 張秀錄

3.6. 電信埠之傳導干擾測試結果及數據

因本申請件無電信埠，故不需量測電信埠之傳導擾動。

3.7. 電源端之傳導干擾配置照片

正面照



側面照

4. 輻射干擾場強之量測

4.1. 適用標準

輻射干擾場強量測係依照 CNS 13438 之量測方法量測，測試取樣頻寬為 120KHz 量測範圍自 30MHz 至 1000MHz 及頻寬為 1MHz 量測範圍自 1000MHz 至 6000MHz。待測物被置於一非金屬性木桌，桌面離金屬地平面 0.8 米 (場地配置圖請參考章節 10.5.)。所有支援週邊及連接線位置均以合理且可能之應用情況，做任意擺設以獲得最大之輻射干擾場強。

乙類資訊技術設備在 10m 量測距離時之輻射擾動限制值

頻率範圍 MHz	限制值 dB (uV/m)
30~230	30
230~1000	37
備註: 1. 在頻率的轉換點，應採用較嚴之限制值。 2. 當擾動發生時，可能須增加額外的規定。	

乙類資訊技術設備在 3m 量測距離時之輻射擾動限制值

頻率範圍 GHz	平均限制值 dB (uV/m)	峰值限制值 dB (uV/m)
1~3	50	70
3~6	54	74
備註: 1. 在頻率的轉換點，應採用較嚴之限制值。		

4.2. 測試程序

a. 待測物放置於離金屬地平面 0.8 m，且可旋轉之木桌上。

b. 置天線於離待測物 10 m 或 3m 之處，且將天線安裝於可升降改變高度及旋轉改變水平，垂直之天線架上。

c. 將所有支援週邊及待測設備樣品之電源開啟，並執行適當的測試程式。

d. 設定測試儀器至峰值偵測功能並且設定頻寬及峰值保留模式。

e. 待測物放置於木桌上自 0 度旋轉至 360 度以獲得最大輻射干擾場強之角度位置。

f. 天線以水平極性及垂直極性由離地 1 m 至 4 m 高度移動位置以獲得最大之輻射強度。

g. 若待測物之輻射峰值低於限制值 6dB 以上，則將終止測試，並以峰值之讀值作為報告之紀錄；反之，若無 6dB 餘裕範圍之輻射訊號，則每一訊號皆以準峰值或平均值之測試方法量測，並記錄於報告之中。

4.3. 測試擺設圖

1GHz 以下測試擺設圖

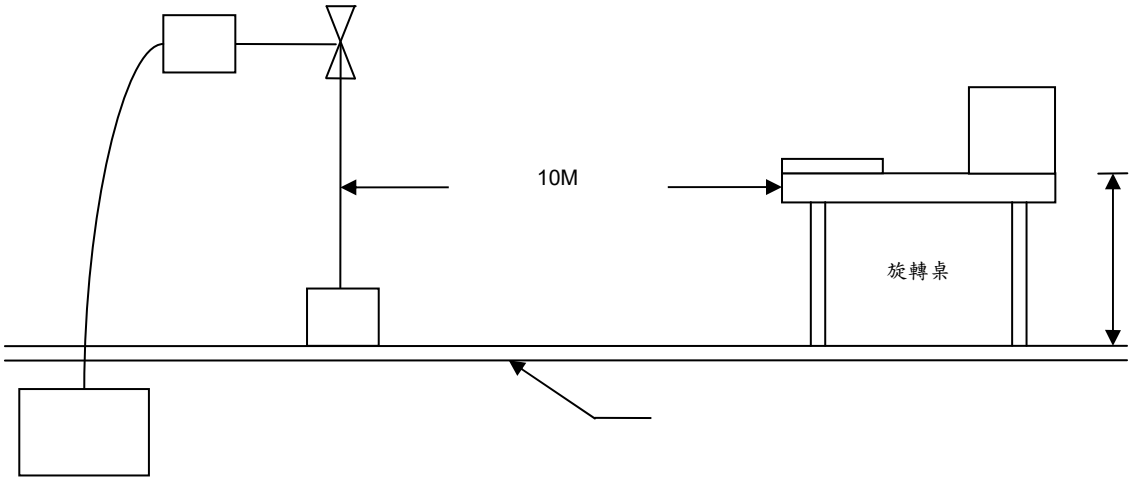

1GHz 以上測試擺設圖

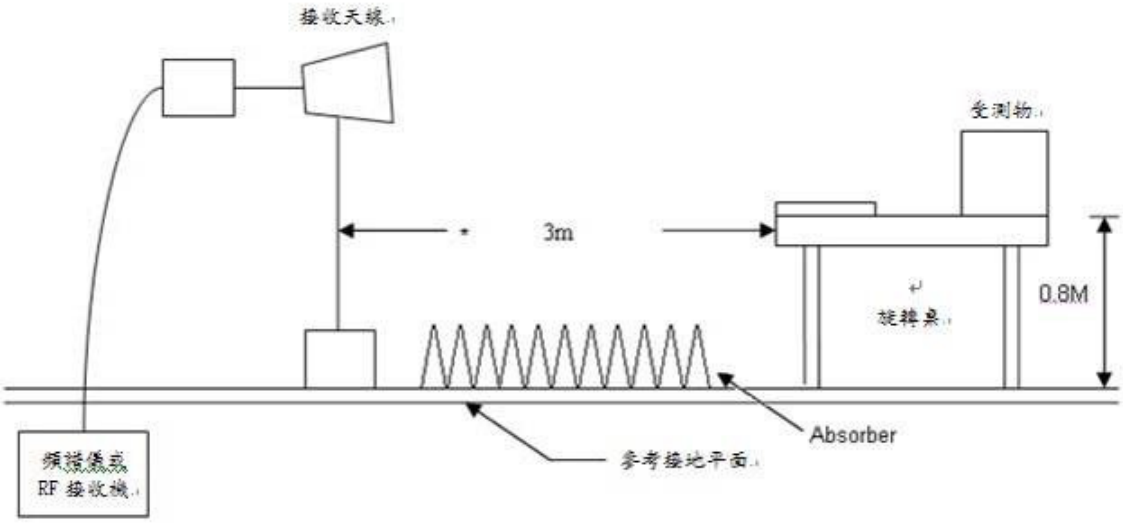

4.4. 測試儀器

儀器名稱	廠商	型號	設備序號	校驗日期	下次校驗日期
EMI Test Receiver	R&S	ESCI7	100968	2017.08.06	2018.08.05
Preamplifier	Agilent	87405B	My39500554	2017.03.22	2018.03.21
Bilog Antenna	Sunol Science	JB1	A072414-2	2017.07.20	2018.07.19
Temperature/ Humidity Meter	Zhicheng	ZC1-11	CEP-TH-001	2017.03.28	2018.03.27
EZ-EMC	Fala	Ver CT3A1	N/A	N/A	N/A

4.5. 測試結果及數據(30MHz-1GHz)

Power :	AC 110V	Pol/Phase :	Horizontal
Test Mode 1 :	Full Load 12V/10A with GT-43004P12012-T3 (110V/60Hz)	Temperature :	22°C
Memo :	DC 12V/10A	Humidity :	50 %
Test Date :	2017.12.05	Transformer :	XF00735

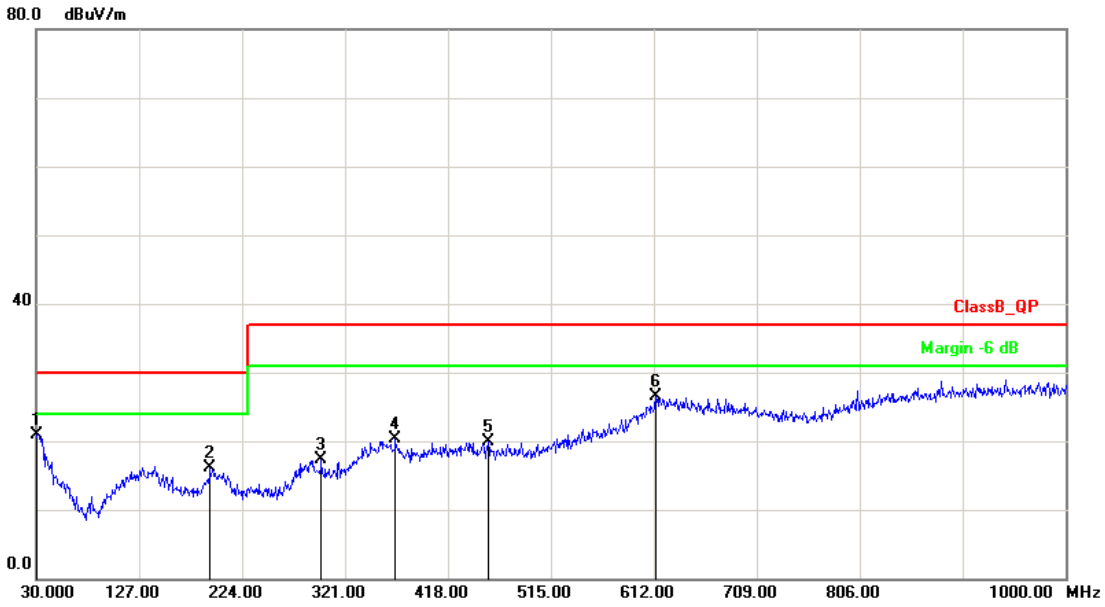

No.	Frequency (MHz)	Factor (dB/m)	Reading (dBuV)	Level (dBuV/m)	Limit (dBuV/m)	Margin (dB)	Det.	Height (cm)	Azimuth (deg)
1	30.9699	-5.75	26.70	20.95	30.00	-9.05	QP	100	360
2	193.9299	-10.79	26.91	16.12	30.00	-13.88	QP	200	197
3	298.6899	-9.26	26.65	17.39	37.00	-19.61	QP	200	165
4	368.5299	-5.34	25.58	20.24	37.00	-16.76	QP	200	189
5	455.8299	-5.50	25.35	19.85	37.00	-17.15	QP	100	207
6	613.9400	0.83	25.58	26.41	37.00	-10.59	QP	200	89

Note: Level = Reading + Factor

Margin = Level – Limit

Factor= Antenna Factor + Cable Loss - Amplifier Factor

Power :	AC 110V	Pol/Phase :	Vertical
Test Mode 1 :	Full Load 12V/10A with GT-43004P12012-T3 (110V/60Hz)	Temperature :	22°C
Memo :	DC 12V/10A	Humidity :	50 %
Test Date :	2017.12.05	Transformer :	XF00735

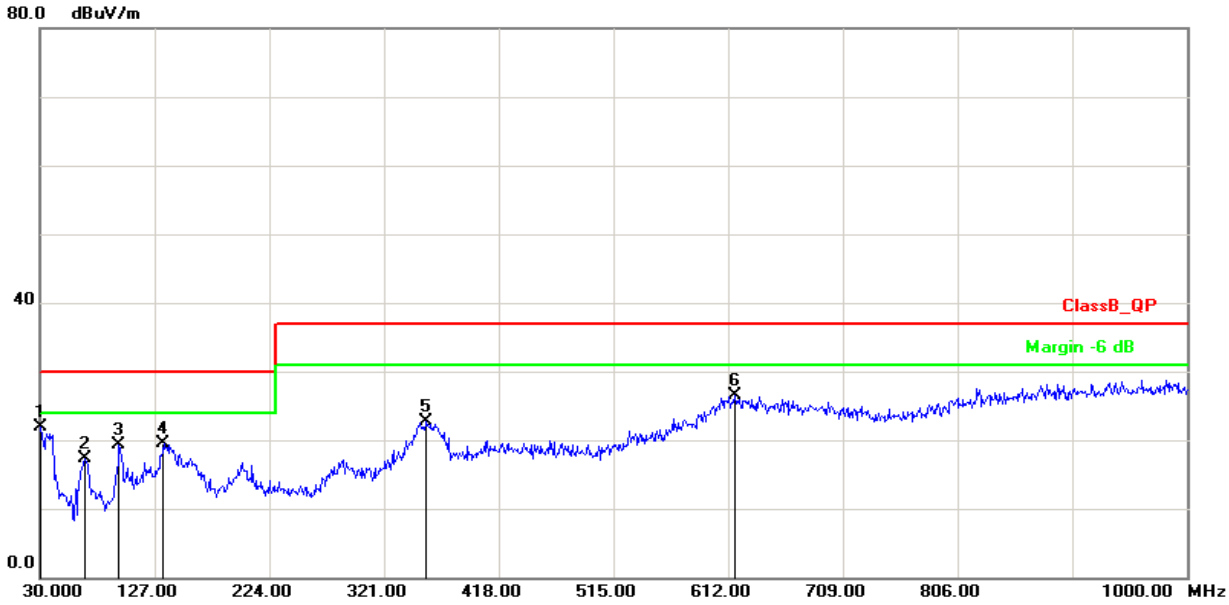

No.	Frequency (MHz)	Factor (dB/m)	Reading (dBuV)	Level (dBuV/m)	Limit (dBuV/m)	Margin (dB)	Det.	Height (cm)	Azimuth (deg)
1	30.0000	-5.48	27.30	21.82	30.00	-8.18	QP	100	1
2	67.8298	-15.00	32.36	17.36	30.00	-12.64	QP	100	155
3	96.9300	-13.54	32.84	19.30	30.00	-10.70	QP	400	262
4	134.7598	-9.83	29.31	19.48	30.00	-10.52	QP	400	110
5	356.8899	-4.96	27.62	22.66	37.00	-14.34	QP	100	236
6	617.8200	1.22	25.29	26.51	37.00	-10.49	QP	400	30

Note: Level = Reading + Factor

Margin = Level – Limit

Factor= Antenna Factor + Cable Loss - Amplifier Factor

Power :	AC 110V	Pol/Phase :	Horizontal
Test Mode 2 :	Full Load 12V/10A with GT-43004P12012-T3A(110V/60Hz)	Temperature :	22°C
Memo :	DC 12V/10A	Humidity :	50 %
Test Date :	2017.12.05	Transformer :	XF00735

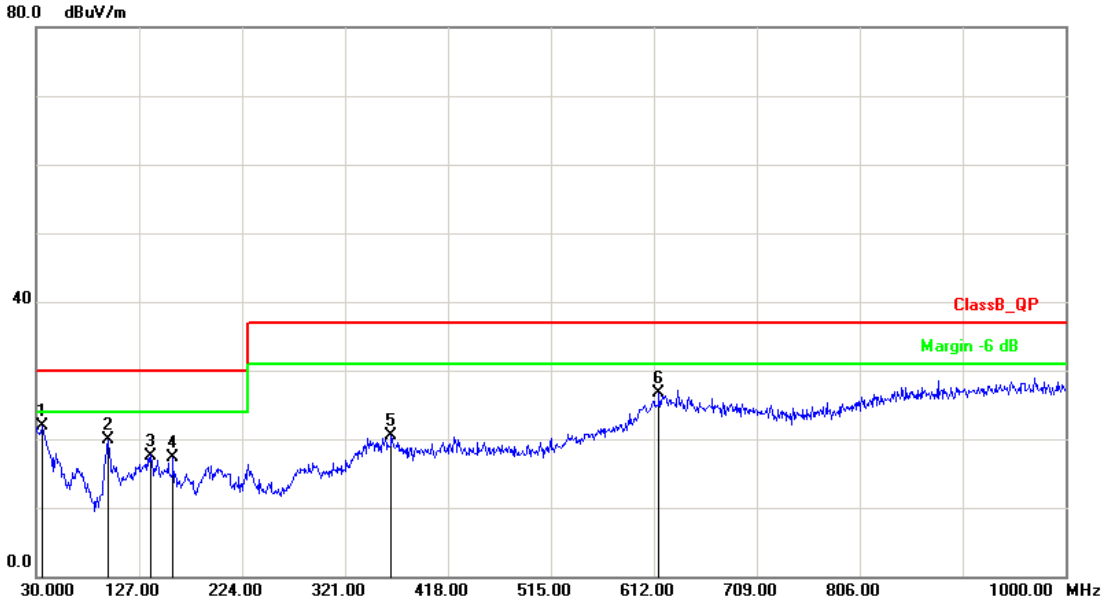

No.	Frequency (MHz)	Factor (dB/m)	Reading (dBuV)	Level (dBuV/m)	Limit (dBuV/m)	Margin (dB)	Det.	Height (cm)	Azimuth (deg)
1	30.9699	-5.75	29.11	23.36	30.00	-6.64	QP	200	101
2	123.1200	-9.82	25.93	16.11	30.00	-13.89	QP	200	266
3	200.7199	-10.05	25.35	15.30	30.00	-14.70	QP	100	106
4	286.0799	-9.05	26.53	17.48	37.00	-19.52	QP	100	136
5	358.8299	-4.89	25.13	20.24	37.00	-16.76	QP	200	243
6	622.6699	1.36	25.42	26.78	37.00	-10.22	QP	100	315

Note: Level = Reading + Factor

Margin = Level – Limit

Factor= Antenna Factor + Cable Loss - Amplifier Factor

Power :	AC 110V	Pol/Phase :	Vertical
Test Mode 2 :	Full Load 12V/10A with GT-43004P12012-T3A(110V/60Hz)	Temperature :	22°C
Memo :	DC 12V/10A	Humidity :	50 %
Test Date :	2017.12.05	Transformer :	XF00735

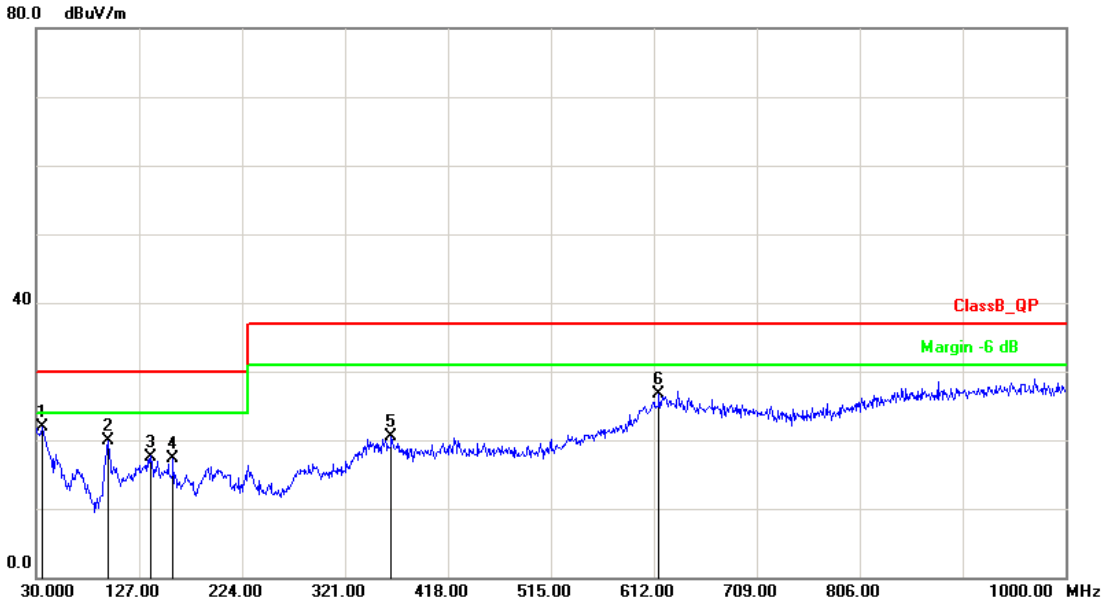

No.	Frequency (MHz)	Factor (dB/m)	Reading (dBuV)	Level (dBuV/m)	Limit (dBuV/m)	Margin (dB)	Det.	Height (cm)	Azimuth (deg)
1	35.8200	-7.09	28.90	21.81	30.00	-8.19	QP	200	189
2	97.9000	-13.30	33.13	19.83	30.00	-10.17	QP	100	102
3	137.6700	-9.83	27.43	17.60	30.00	-12.40	QP	200	278
4	159.0099	-11.40	28.64	17.24	30.00	-12.76	QP	100	169
5	364.6500	-5.12	25.57	20.45	37.00	-16.55	QP	200	174
6	616.8500	1.12	25.49	26.61	37.00	-10.39	QP	100	202

Note: Level = Reading + Factor

Margin = Level – Limit

Factor= Antenna Factor + Cable Loss - Amplifier Factor

Power :	AC 110V	Pol/Phase :	Horizontal
Test Mode 3 :	Half Load 12V/5A with GT-43004P12012-T3A(110V/60Hz)	Temperature :	22°C
Memo :	DC 12V/5A	Humidity :	50 %
Test Date :	2017.12.05	Transformer :	XF00735

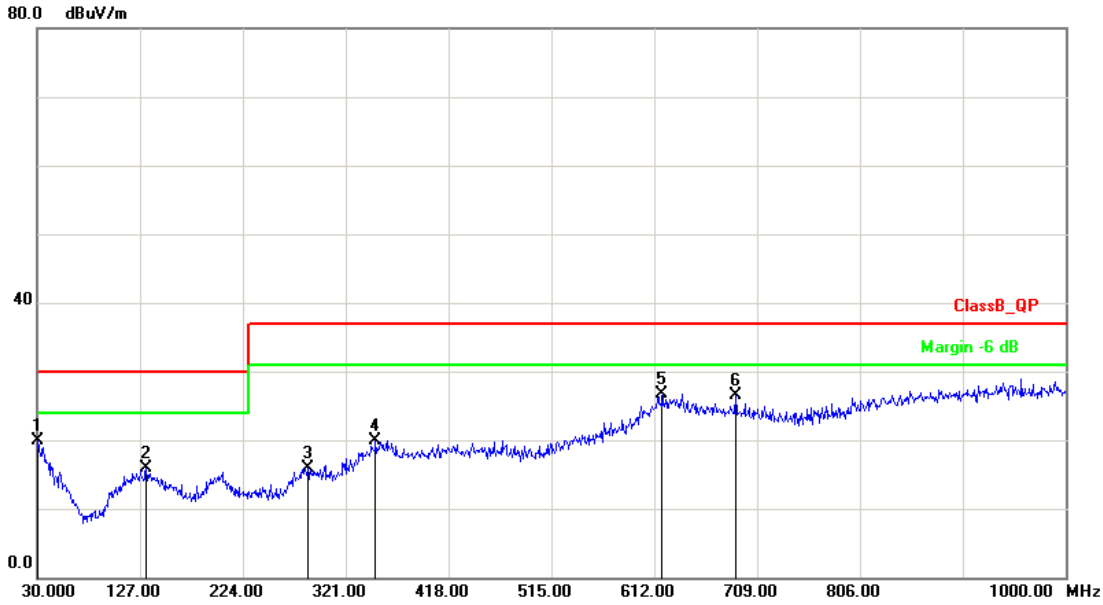

No.	Frequency (MHz)	Factor (dB/m)	Reading (dBuV)	Level (dBuV/m)	Limit (dBuV/m)	Margin (dB)	Det.	Height (cm)	Azimuth (deg)
1	30.9699	-5.75	25.57	19.82	30.00	-10.18	QP	200	353
2	132.8199	-9.83	25.82	15.99	30.00	-14.01	QP	200	285
3	285.1099	-9.03	24.97	15.94	37.00	-21.06	QP	100	200
4	349.1298	-5.25	25.22	19.97	37.00	-17.03	QP	100	146
5	619.7599	1.42	25.20	26.62	37.00	-10.38	QP	100	13
6	688.6299	0.00	26.43	26.43	37.00	-10.57	QP	200	47

Note: Level = Reading + Factor

Margin = Level – Limit

Factor= Antenna Factor + Cable Loss - Amplifier Factor

Power :	AC 110V	Pol/Phase :	Vertical
Test Mode 3 :	Half Load 12V/5A with GT-43004P12012-T3 A(110V/60Hz)	Temperature :	22°C
Memo :	DC 12V/5A	Humidity :	50 %
Test Date :	2017.12.05	Transformer :	XF00735

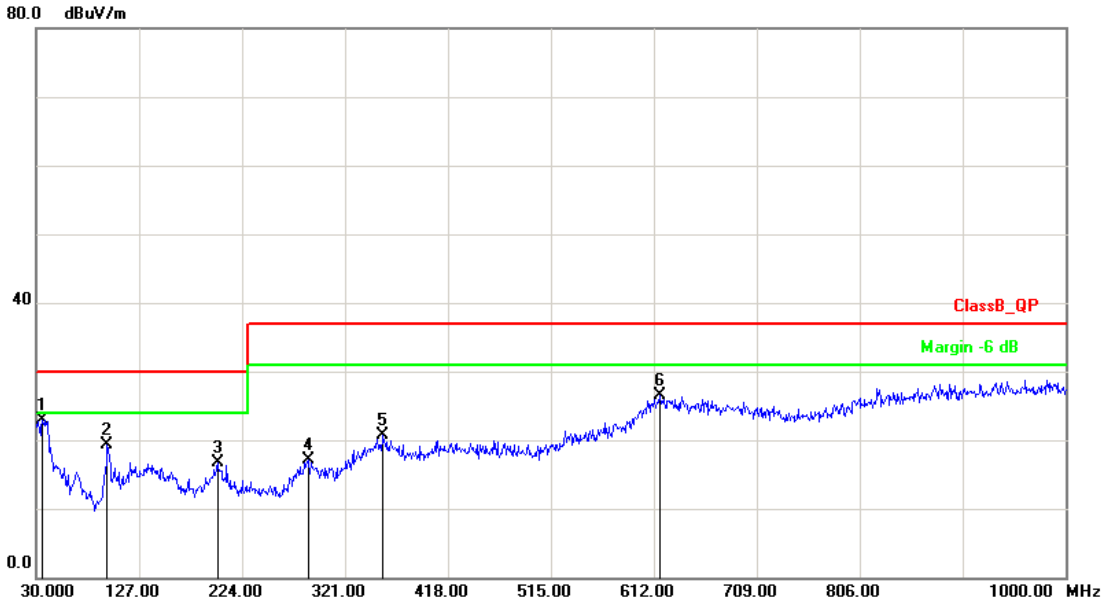

No.	Frequency (MHz)	Factor (dB/m)	Reading (dBuV)	Level (dBuV/m)	Limit (dBuV/m)	Margin (dB)	Det.	Height (cm)	Azimuth (deg)
1	35.8200	-7.09	30.04	22.95	30.00	-7.05	QP	200	179
2	96.9300	-13.54	32.84	19.30	30.00	-10.70	QP	100	257
3	200.7200	-10.05	26.75	16.70	30.00	-13.30	QP	200	176
4	287.0500	-9.07	26.11	17.04	37.00	-19.96	QP	100	135
5	356.8900	-4.96	25.62	20.66	37.00	-16.34	QP	100	296
6	617.8200	1.22	25.29	26.51	37.00	-10.49	QP	100	58

Note: Level = Reading + Factor

Margin = Level – Limit

Factor= Antenna Factor + Cable Loss - Amplifier Factor

Power :	AC 220V	Pol/Phase :	Horizontal
Test Mode 4 :	Full Load 12V/10A with GT-43004P12012-T3A (220V/60Hz)	Temperature :	22°C
Memo :	DC 12V/10A	Humidity :	50 %
Test Date :	2017.12.05	Transformer :	XF00735

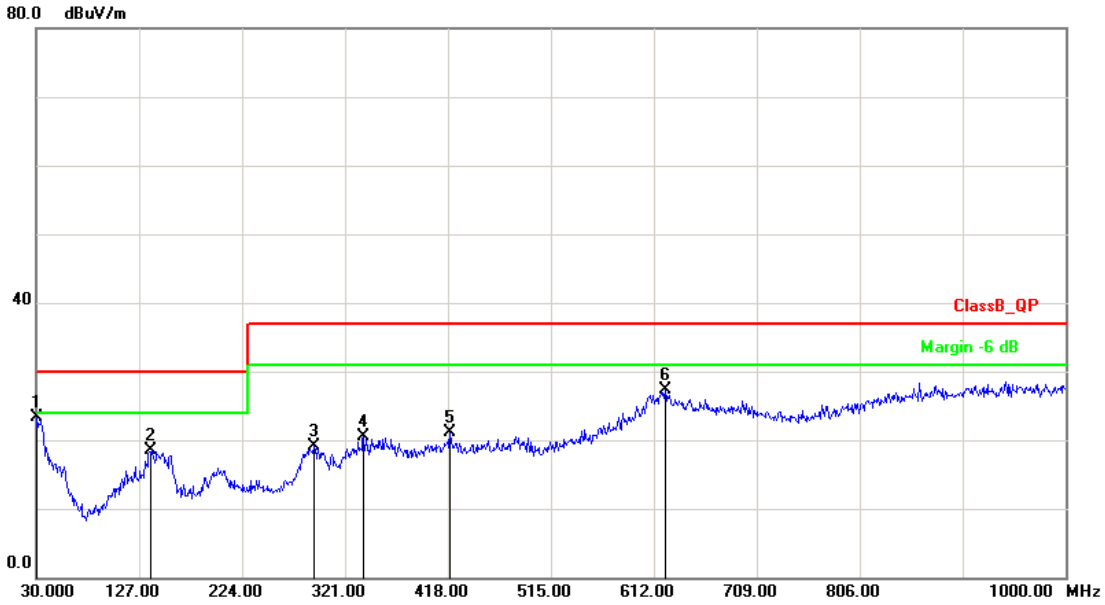

No.	Frequency (MHz)	Factor (dB/m)	Reading (dBuV)	Level (dBuV/m)	Limit (dBuV/m)	Margin (dB)	Det.	Height (cm)	Azimuth (deg)
1	30.9695	-5.75	29.11	23.36	30.00	-6.64	QP	100	136
2	138.6399	-9.83	28.39	18.56	30.00	-11.44	QP	100	295
3	291.8999	-9.15	28.33	19.18	37.00	-17.82	QP	400	4
4	338.4599	-5.78	26.37	20.59	37.00	-16.41	QP	400	162
5	419.9399	-5.28	26.34	21.06	37.00	-15.94	QP	100	45
6	622.6698	1.36	25.92	27.28	37.00	-9.72	QP	100	162

Note: Level = Reading + Factor

Margin = Level – Limit

Factor= Antenna Factor + Cable Loss - Amplifier Factor

Power :	AC 220V	Pol/Phase :	Vertical
Test Mode 4 :	Full Load 12V/10A with GT-43004P12012-T3A (220V/60Hz)	Temperature :	22°C
Memo :	DC 12V/10A	Humidity :	50 %
Test Date :	2017.12.05	Transformer :	XF00735

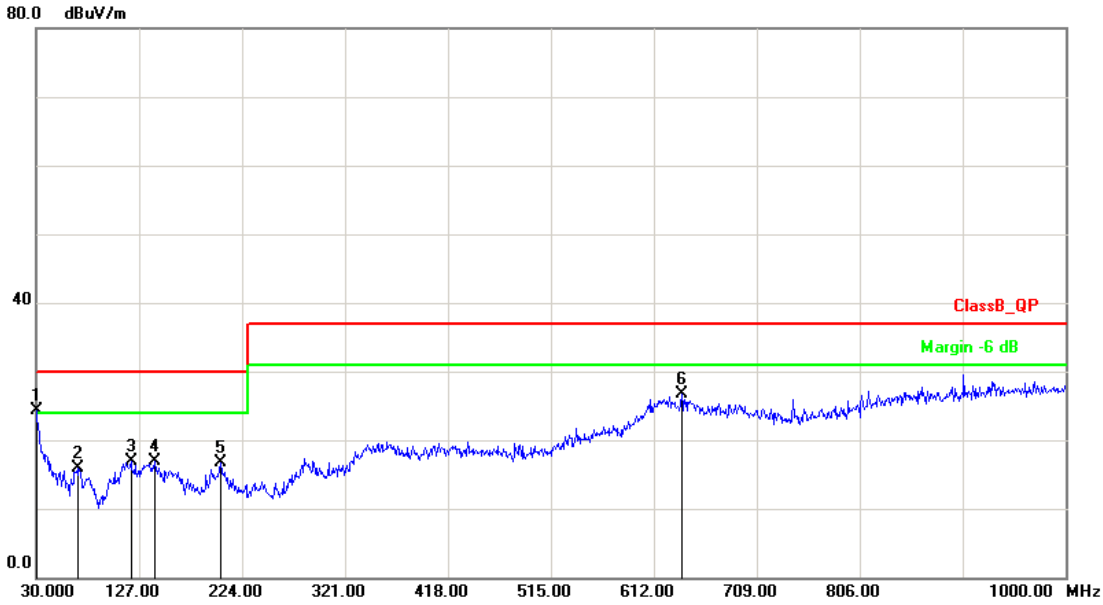

No.	Frequency (MHz)	Factor (dB/m)	Reading (dBuV)	Level (dBuV/m)	Limit (dBuV/m)	Margin (dB)	Det.	Height (cm)	Azimuth (deg)
1	30.0000	-5.48	29.71	24.23	30.00	-5.77	QP	200	281
2	69.7699	-15.58	31.57	15.99	30.00	-14.01	QP	200	302
3	119.2400	-9.93	26.91	16.98	30.00	-13.02	QP	200	120
4	141.5500	-9.96	26.92	16.96	30.00	-13.04	QP	200	304
5	203.6300	-10.37	27.01	16.64	30.00	-13.36	QP	100	331
6	638.1900	0.93	25.82	26.75	37.00	-10.25	QP	100	88

Note: Level = Reading + Factor

Margin = Level – Limit

Factor= Antenna Factor + Cable Loss - Amplifier Factor

Power :	AC 220V	Pol/Phase :	Horizontal
Test Mode 5 :	Half Load 12V/5A with GT-43004P12012-T3A (220V/60Hz)	Temperature :	22°C
Memo :	DC 12V/5A	Humidity :	50 %
Test Date :	2017.12.05	Transformer :	XF00735

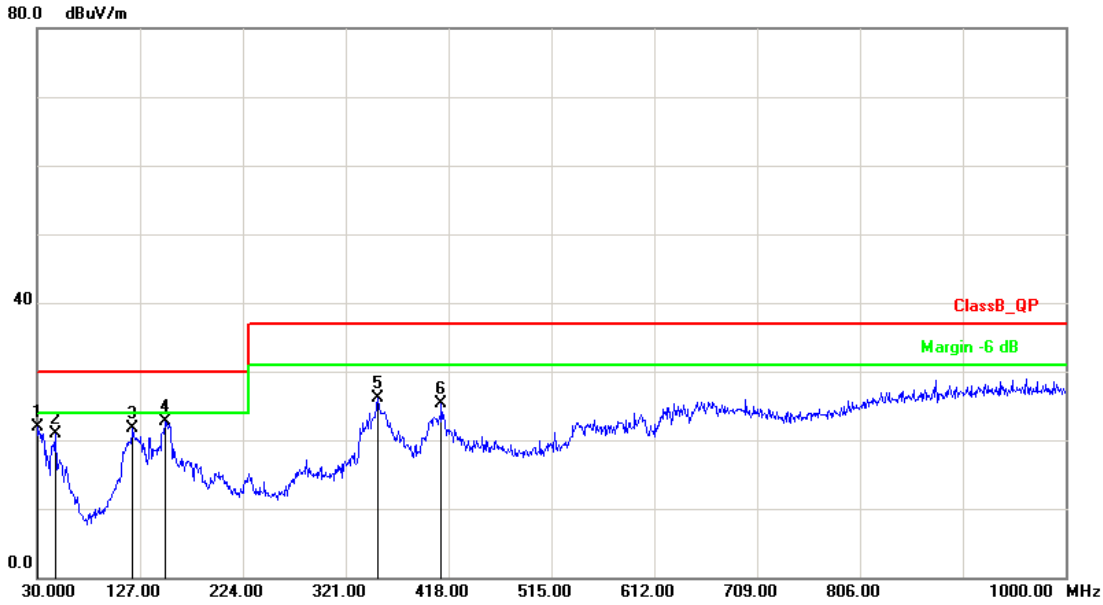

No.	Frequency (MHz)	Factor (dB/m)	Reading (dBuV)	Level (dBuV/m)	Limit (dBuV/m)	Margin (dB)	Det.	Height (cm)	Azimuth (deg)
1	30.9695	-5.75	27.56	21.81	30.00	-8.19	QP	100	199
2	47.4600	-10.29	31.10	20.81	30.00	-9.19	QP	100	38
3	120.2099	-9.82	31.50	21.68	30.00	-8.32	QP	100	235
4	150.2800	-10.68	33.45	22.77	30.00	-7.23	QP	100	122
5	351.0699	-5.18	31.20	26.02	37.00	-10.98	QP	400	44
6	411.2099	-5.48	30.69	25.21	37.00	-11.79	QP	400	128

Note: Level = Reading + Factor

Margin = Level – Limit

Factor= Antenna Factor + Cable Loss - Amplifier Factor

Power :	AC 220V	Pol/Phase :	Vertical
Test Mode 5 :	Half Load 12V/5A with GT-43004P12012-T3A (220V/60Hz)	Temperature :	22°C
Memo :	DC 12V/5A	Humidity :	50 %
Test Date :	2017.12.05	Transformer :	XF00735

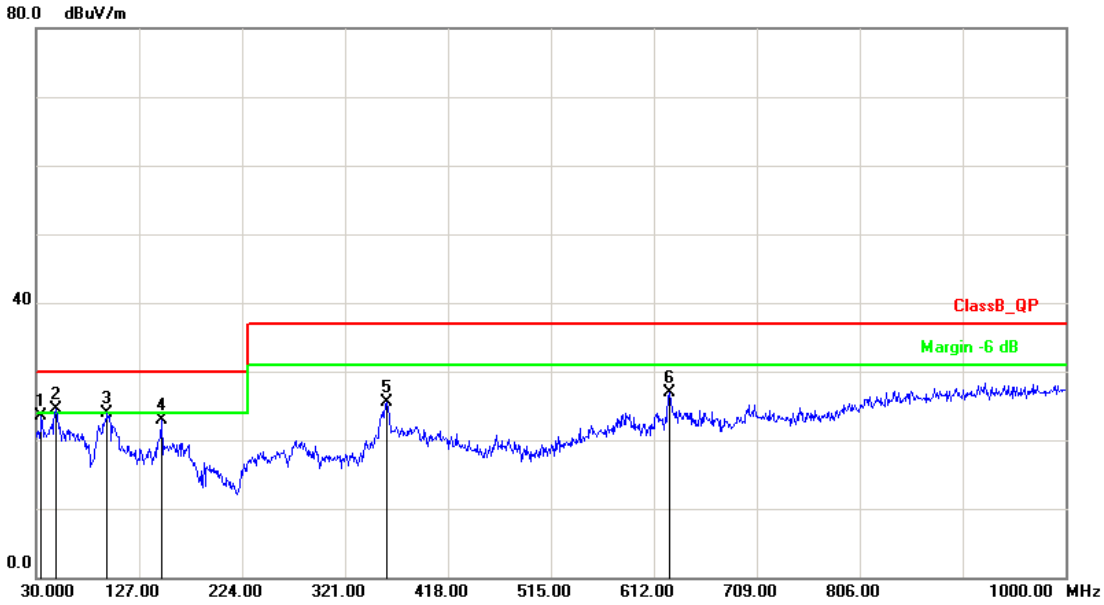

No.	Frequency (MHz)	Factor (dB/m)	Reading (dBuV)	Level (dBuV/m)	Limit (dBuV/m)	Margin (dB)	Det.	Height (cm)	Azimuth (deg)
1	34.8500	-6.82	30.34	23.52	30.00	-6.48	QP	100	263
2	48.4299	-10.55	34.98	24.43	30.00	-5.57	QP	100	96
3	96.9300	-13.54	37.47	23.93	30.00	-6.07	QP	100	121
4	148.3400	-10.52	33.37	22.85	30.00	-7.15	QP	100	44
5	359.8000	-4.86	30.39	25.53	37.00	-11.47	QP	400	185
6	626.5498	1.26	25.62	26.88	37.00	-10.12	QP	400	347

Note: Level = Reading + Factor

Margin = Level – Limit

Factor= Antenna Factor + Cable Loss - Amplifier Factor

Power :	AC 110V	Pol/Phase :	Horizontal
Test Mode 1 :	Full Load 15V/8.0A with GT-43004P12016-1.0-T3 (110V/60Hz)	Temperature :	22°C
Memo :	DC 15V/8.0A	Humidity :	50 %
Test Date :	2017.12.05	Transformer :	XF00734

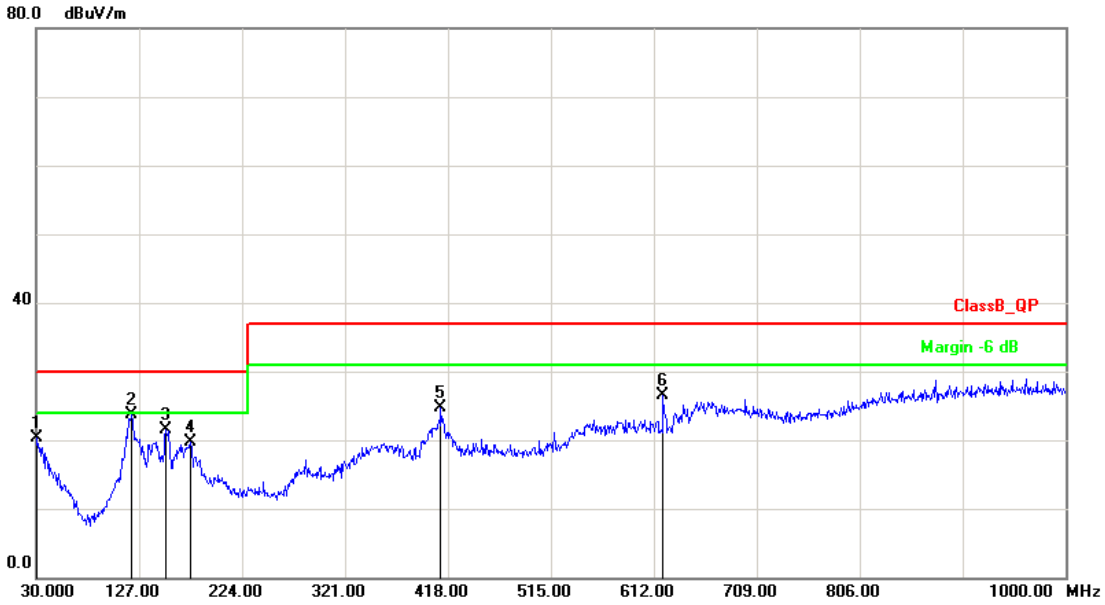

No.	Frequency (MHz)	Factor (dB/m)	Reading (dBuV)	Level (dBuV/m)	Limit (dBuV/m)	Margin (dB)	Det.	Height (cm)	Azimuth (deg)
1	30.9695	-5.75	26.06	20.31	30.00	-9.69	QP	400	292
2	120.2099	-9.82	33.50	23.68	30.00	-6.32	QP	100	185
3	152.2196	-10.84	32.40	21.56	30.00	-8.44	QP	100	44
4	175.5000	-12.39	32.01	19.62	30.00	-10.38	QP	100	122
5	411.2099	-5.48	30.19	24.71	37.00	-12.29	QP	400	160
6	620.7300	1.42	25.06	26.48	37.00	-10.52	QP	400	350

Note: Level = Reading + Factor

Margin = Level – Limit

Factor= Antenna Factor + Cable Loss - Amplifier Factor

Power :	AC 110V	Pol/Phase :	Vertical
Test Mode 1 :	Full Load 15V/8.0A with GT-43004P12016-1.0-T3 (110V/60Hz)	Temperature :	22°C
Memo :	DC 15V/8.0A	Humidity :	50 %
Test Date :	2017.12.05	Transformer :	XF00734

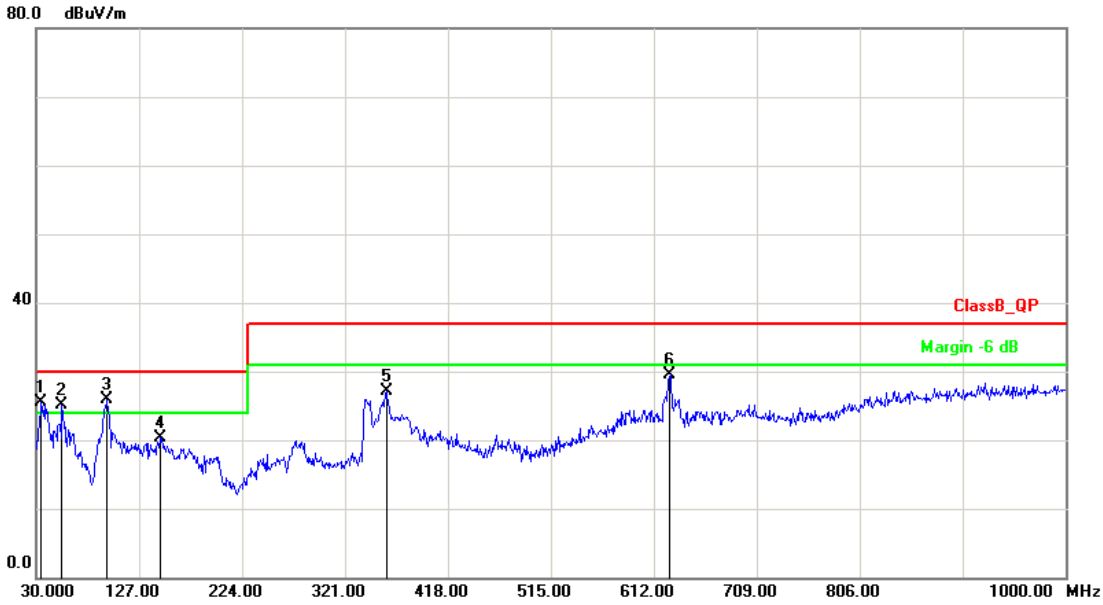

No.	Frequency (MHz)	Factor (dB/m)	Reading (dBuV)	Level (dBuV/m)	Limit (dBuV/m)	Margin (dB)	Det.	Height (cm)	Azimuth (deg)
1	34.8500	-6.82	32.34	25.52	30.00	-4.48	QP	100	285
2	54.2500	-11.69	36.86	25.17	30.00	-4.83	QP	100	360
3	96.9300	-13.54	39.47	25.93	30.00	-4.07	QP	100	262
4	146.4000	-10.36	30.65	20.29	30.00	-9.71	QP	100	110
5	359.8000	-4.86	31.89	27.03	37.00	-9.97	QP	400	155
6	627.5198	1.23	28.28	29.51	37.00	-7.49	QP	400	41

Note: Level = Reading + Factor

Margin = Level – Limit

Factor= Antenna Factor + Cable Loss - Amplifier Factor

Power :	AC 110V	Pol/Phase :	Horizontal
Test Mode 2 :	Full Load 15V/8.0A with GT-43004P12016-1.0-T3A (110V/60Hz)	Temperature :	22°C
Memo :	DC 15V/8.0A	Humidity :	50 %
Test Date :	2017.12.05	Transformer :	XF00734

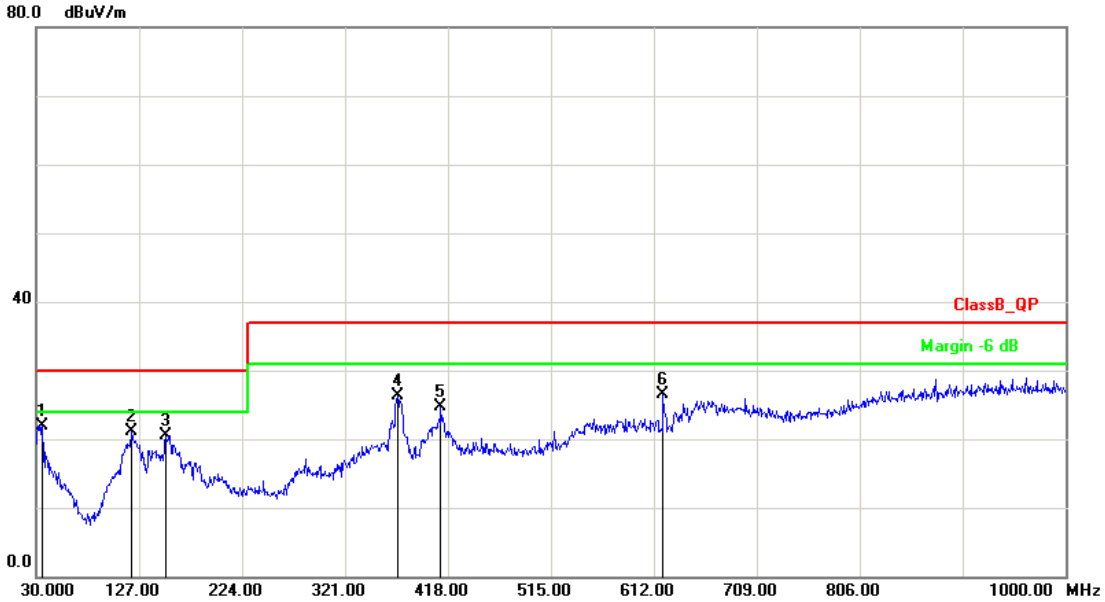

No.	Frequency (MHz)	Factor (dB/m)	Reading (dBuV)	Level (dBuV/m)	Limit (dBuV/m)	Margin (dB)	Det.	Height (cm)	Azimuth (deg)
1	35.8200	-7.09	29.05	21.96	30.00	-8.04	QP	100	260
2	120.2099	-9.82	31.00	21.18	30.00	-8.82	QP	100	144
3	152.2196	-10.84	31.40	20.56	30.00	-9.44	QP	100	88
4	370.4700	-5.46	31.84	26.38	37.00	-10.62	QP	100	44
5	411.2099	-5.48	30.19	24.71	37.00	-12.29	QP	400	247
6	620.7300	1.42	25.06	26.48	37.00	-10.52	QP	400	135

Note: Level = Reading + Factor

Margin = Level – Limit

Factor= Antenna Factor + Cable Loss - Amplifier Factor

Power :	AC 110V	Pol/Phase :	Vertical
Test Mode 2 :	Full Load 15V/8.0A with GT-43004P12016-1.0-T3A (110V/60Hz)	Temperature :	22°C
Memo :	DC 15V/8.0A	Humidity :	50 %
Test Date :	2017.12.05	Transformer :	XF00734

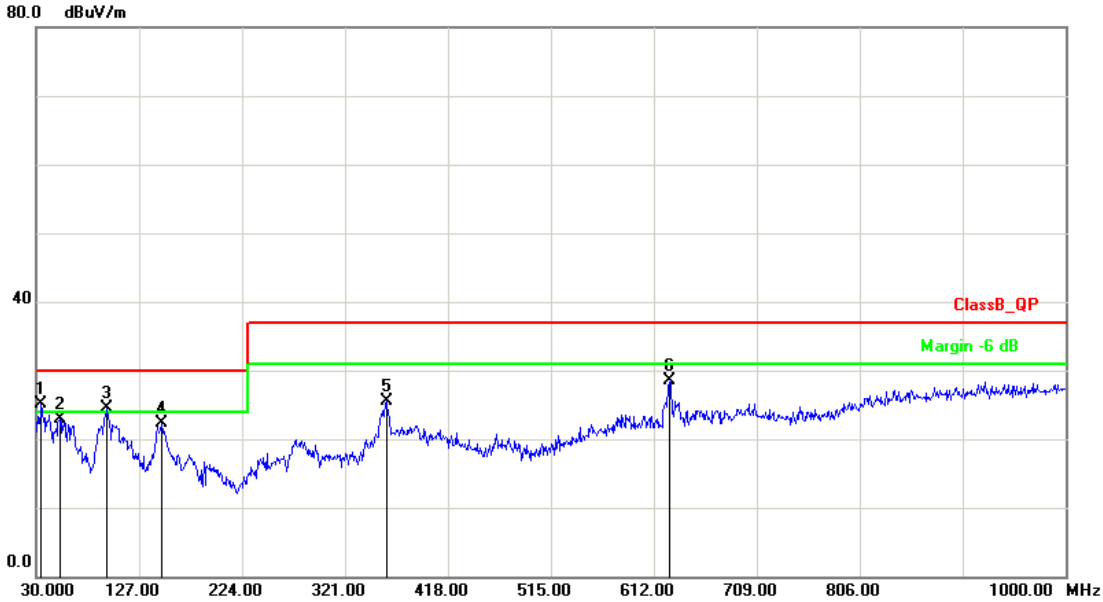

No.	Frequency (MHz)	Factor (dB/m)	Reading (dBuV)	Level (dBuV/m)	Limit (dBuV/m)	Margin (dB)	Det.	Height (cm)	Azimuth (deg)
1	34.8500	-6.82	31.74	24.92	30.00	-4.08	QP	100	132
2	52.3100	-11.37	34.19	22.82	30.00	-7.18	QP	100	350
3	96.9300	-13.54	37.97	24.43	30.00	-5.57	QP	100	47
4	148.3400	-10.52	32.87	22.35	30.00	-7.65	QP	100	152
5	359.8000	-4.86	30.39	25.53	37.00	-11.47	QP	400	295
6	627.5198	1.23	27.28	28.51	37.00	-8.49	QP	400	0

Note: Level = Reading + Factor

Margin = Level – Limit

Factor= Antenna Factor + Cable Loss - Amplifier Factor

Power :	AC 110V	Pol/Phase :	Horizontal
Test Mode 3 :	Half Load 15V/4.0A with GT-43004P12016-1.0-T3A (110V/60Hz)	Temperature :	22°C
Memo :	DC 15V/4.0A	Humidity :	50 %
Test Date :	2017.12.05	Transformer :	XF00734

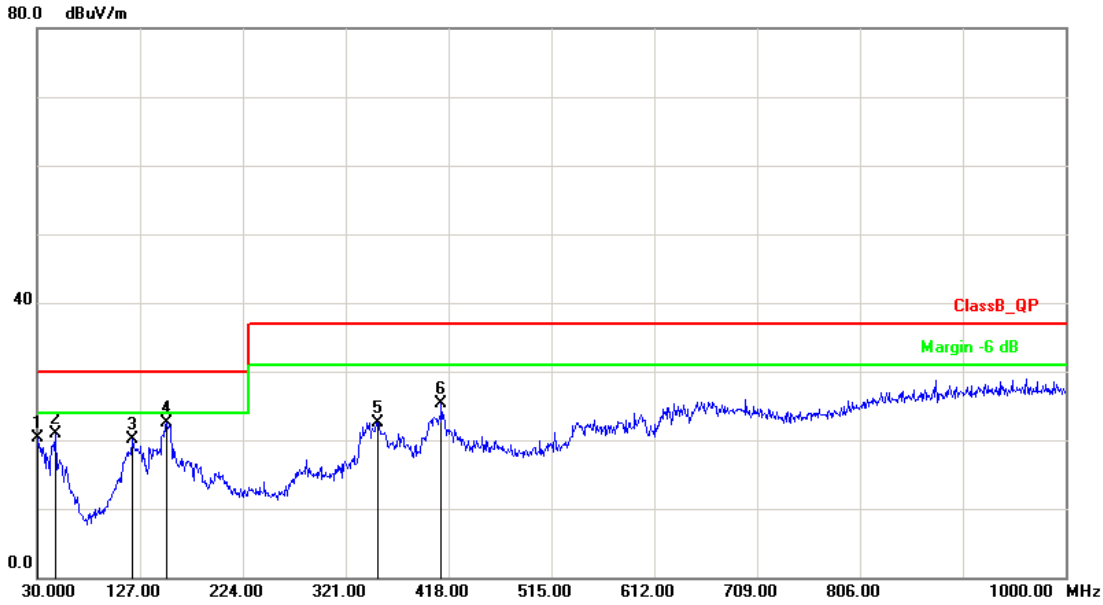

No.	Frequency (MHz)	Factor (dB/m)	Reading (dBuV)	Level (dBuV/m)	Limit (dBuV/m)	Margin (dB)	Det.	Height (cm)	Azimuth (deg)
1	30.9695	-5.75	26.06	20.31	30.00	-9.69	QP	100	111
2	47.4600	-10.29	31.10	20.81	30.00	-9.19	QP	400	296
3	120.2099	-9.82	30.00	20.18	30.00	-9.82	QP	100	25
4	152.2196	-10.84	33.40	22.56	30.00	-7.44	QP	100	136
5	351.0699	-5.18	27.70	22.52	37.00	-14.48	QP	100	185
6	411.2099	-5.48	30.69	25.21	37.00	-11.79	QP	400	44

Note: Level = Reading + Factor

Margin = Level – Limit

Factor= Antenna Factor + Cable Loss - Amplifier Factor

Power :	AC 110V	Pol/Phase :	Vertical
Test Mode 3 :	Half Load 15V/4.0A with GT-43004P12016-1.0-T3A (110V/60Hz)	Temperature :	22°C
Memo :	DC 15V/4.0A	Humidity :	50 %
Test Date :	2017.12.05	Transformer :	XF00734

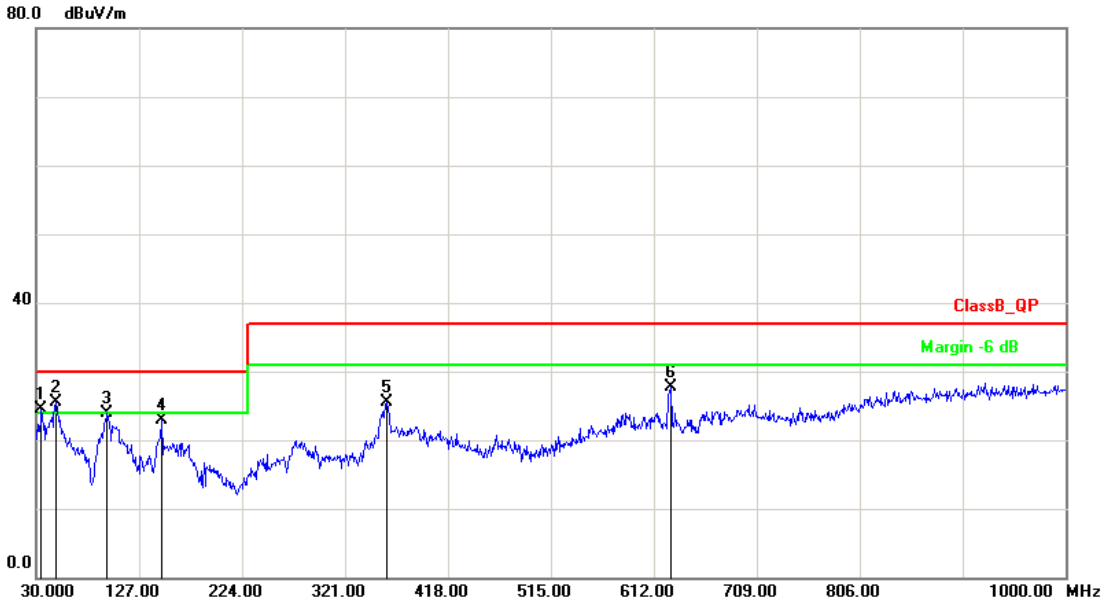

No.	Frequency (MHz)	Factor (dB/m)	Reading (dBuV)	Level (dBuV/m)	Limit (dBuV/m)	Margin (dB)	Det.	Height (cm)	Azimuth (deg)
1	34.8500	-6.82	31.34	24.52	30.00	-5.48	QP	100	146
2	48.4299	-10.55	35.98	25.43	30.00	-4.57	QP	100	288
3	96.9300	-13.54	37.47	23.93	30.00	-6.07	QP	100	256
4	148.3400	-10.52	33.37	22.85	30.00	-7.15	QP	100	121
5	359.8000	-4.86	30.39	25.53	37.00	-11.47	QP	400	41
6	628.4900	1.20	26.51	27.71	37.00	-9.29	QP	100	296

Note: Level = Reading + Factor

Margin = Level – Limit

Factor= Antenna Factor + Cable Loss - Amplifier Factor

Power :	AC 220V	Pol/Phase :	Horizontal
Test Mode 4 :	Full Load 15V/8.0A with GT-43004P12016-1.0-T3A (220V/60Hz)	Temperature :	22°C
Memo :	DC 15V/8.0A	Humidity :	50 %
Test Date :	2017.12.05	Transformer :	XF00734

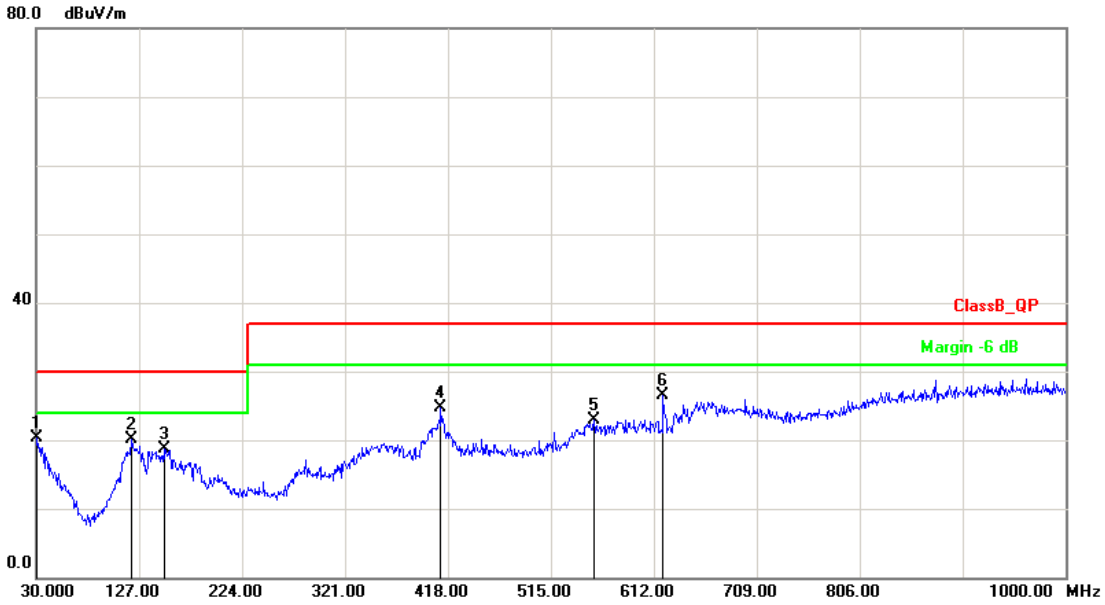

No.	Frequency (MHz)	Factor (dB/m)	Reading (dBuV)	Level (dBuV/m)	Limit (dBuV/m)	Margin (dB)	Det.	Height (cm)	Azimuth (deg)
1	30.9695	-5.75	26.06	20.31	30.00	-9.69	QP	100	174
2	120.2099	-9.82	30.00	20.18	30.00	-9.82	QP	100	59
3	150.2800	-10.68	29.45	18.77	30.00	-11.23	QP	100	166
4	411.2099	-5.48	30.19	24.71	37.00	-12.29	QP	400	350
5	555.7400	-3.46	26.42	22.96	37.00	-14.04	QP	400	25
6	620.7300	1.42	25.06	26.48	37.00	-10.52	QP	400	359

Note: Level = Reading + Factor

Margin = Level – Limit

Factor= Antenna Factor + Cable Loss - Amplifier Factor

Power :	AC 220V	Pol/Phase :	Vertical
Test Mode 4 :	Full Load 15V/8.0A with GT-43004P12016-1.0-T3A (220V/60Hz)	Temperature :	22°C
Memo :	DC 15V/8.0A	Humidity :	50 %
Test Date :	2017.12.05	Transformer :	XF00734

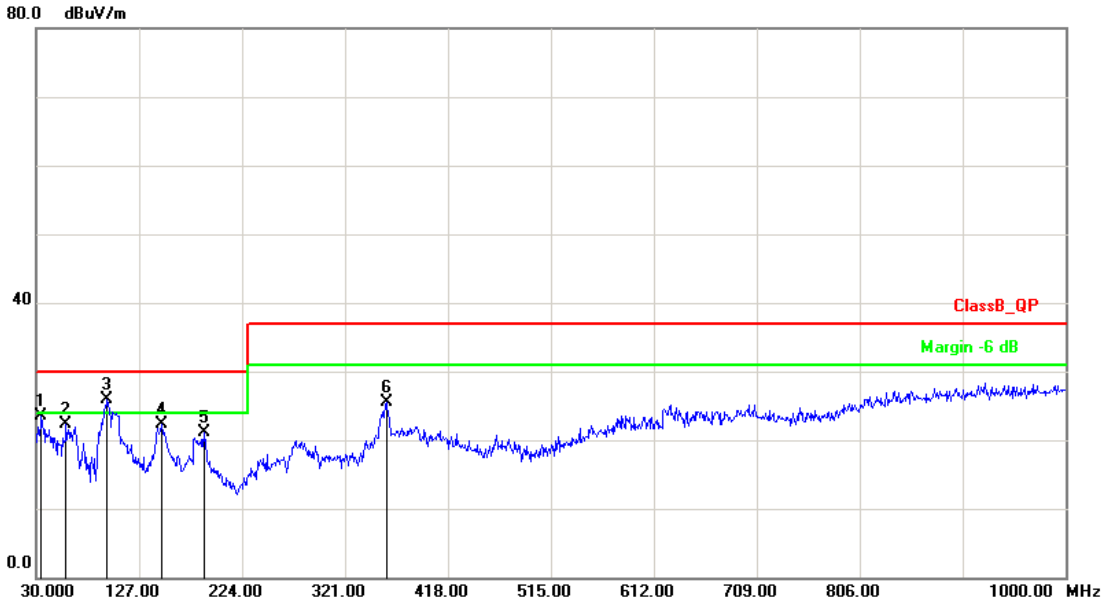

No.	Frequency (MHz)	Factor (dB/m)	Reading (dBuV)	Level (dBuV/m)	Limit (dBuV/m)	Margin (dB)	Det.	Height (cm)	Azimuth (deg)
1	34.8500	-6.82	30.34	23.52	30.00	-6.48	QP	100	252
2	58.1300	-12.35	34.75	22.40	30.00	-7.60	QP	100	110
3	96.9300	-13.54	39.47	25.93	30.00	-4.07	QP	100	26
4	148.3400	-10.52	32.87	22.35	30.00	-7.65	QP	100	262
5	188.1100	-11.57	32.70	21.13	30.00	-8.87	QP	100	323
6	359.8000	-4.86	30.39	25.53	37.00	-11.47	QP	400	185

Note: Level = Reading + Factor

Margin = Level – Limit

Factor= Antenna Factor + Cable Loss - Amplifier Factor

Power :	AC 220V	Pol/Phase :	Horizontal
Test Mode 5 :	Half Load 15V/4.0A with GT-43004P12016-1.0-T3A (220V/60Hz)	Temperature :	22°C
Memo :	DC 15V/4.0A	Humidity :	50 %
Test Date :	2017.12.05	Transformer :	XF00734

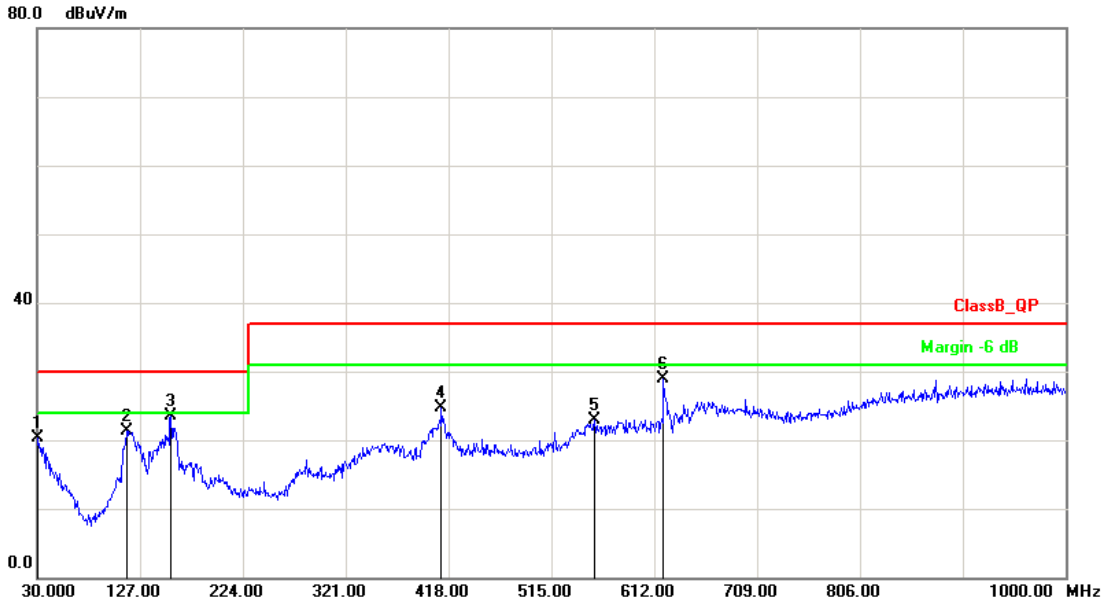

No.	Frequency (MHz)	Factor (dB/m)	Reading (dBuV)	Level (dBuV/m)	Limit (dBuV/m)	Margin (dB)	Det.	Height (cm)	Azimuth (deg)
1	30.9695	-5.75	26.06	20.31	30.00	-9.69	QP	100	222
2	114.3900	-10.65	32.04	21.39	30.00	-8.61	QP	100	296
3	156.0997	-11.16	34.62	23.46	30.00	-6.54	QP	100	136
4	411.2099	-5.48	30.19	24.71	37.00	-12.29	QP	400	125
5	555.7400	-3.46	26.42	22.96	37.00	-14.04	QP	400	110
6	620.7300	1.42	27.56	28.98	37.00	-8.02	QP	400	18

Note: Level = Reading + Factor

Margin = Level – Limit

Factor= Antenna Factor + Cable Loss - Amplifier Factor

Power :	AC 220V	Pol/Phase :	Vertical
Test Mode 5 :	Half Load 15V/4.0A with GT-43004P12016-1.0-T3A (220V/60Hz)	Temperature :	22°C
Memo :	DC 15V/4.0A	Humidity :	50 %
Test Date :	2017.12.05	Transformer :	XF00734

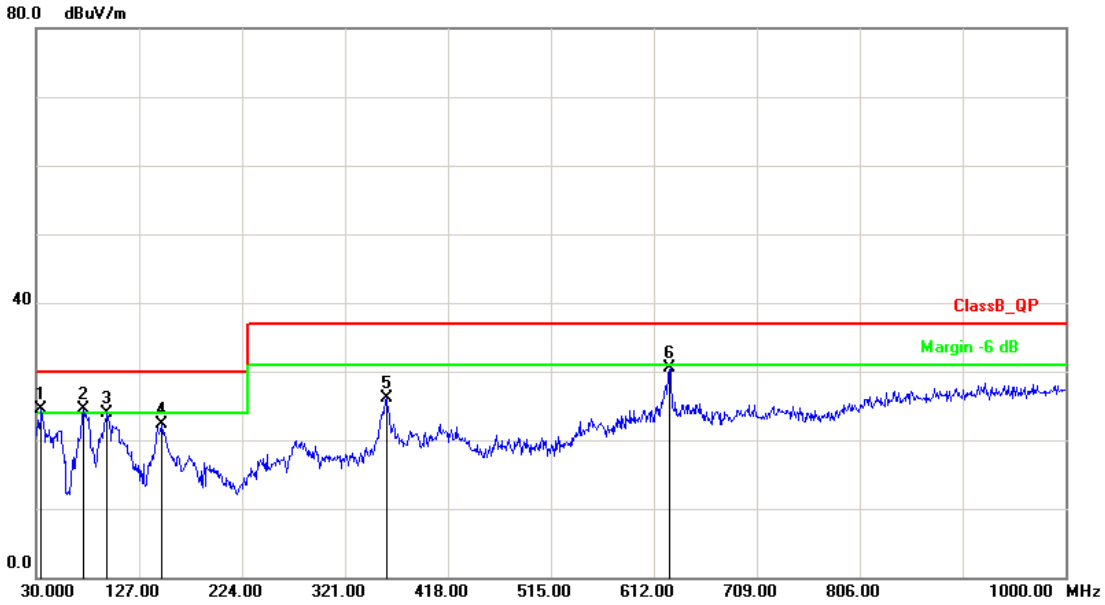

No.	Frequency (MHz)	Factor (dB/m)	Reading (dBuV)	Level (dBuV/m)	Limit (dBuV/m)	Margin (dB)	Det.	Height (cm)	Azimuth (deg)
1	34.8500	-6.82	31.34	24.52	30.00	-5.48	QP	100	100
2	74.6200	-15.84	40.27	24.43	30.00	-5.57	QP	100	22
3	96.9300	-13.54	37.47	23.93	30.00	-6.07	QP	100	325
4	148.3400	-10.52	32.87	22.35	30.00	-7.65	QP	100	119
5	359.8000	-4.86	30.89	26.03	37.00	-10.97	QP	400	121
6	627.5198	1.23	29.28	30.51	37.00	-6.49	QP	400	216

Note: Level = Reading + Factor

Margin = Level – Limit

Factor= Antenna Factor + Cable Loss - Amplifier Factor

Power :	AC 110V	Pol/Phase :	Horizontal
Test Mode 6 :	Full Load 16V/7.5A with GT-43004P12016-T3 (110V/60Hz)	Temperature :	22°C
Memo :	DC 16V/7.5A	Humidity :	50 %
Test Date :	2017.12.05	Transformer :	XF00734

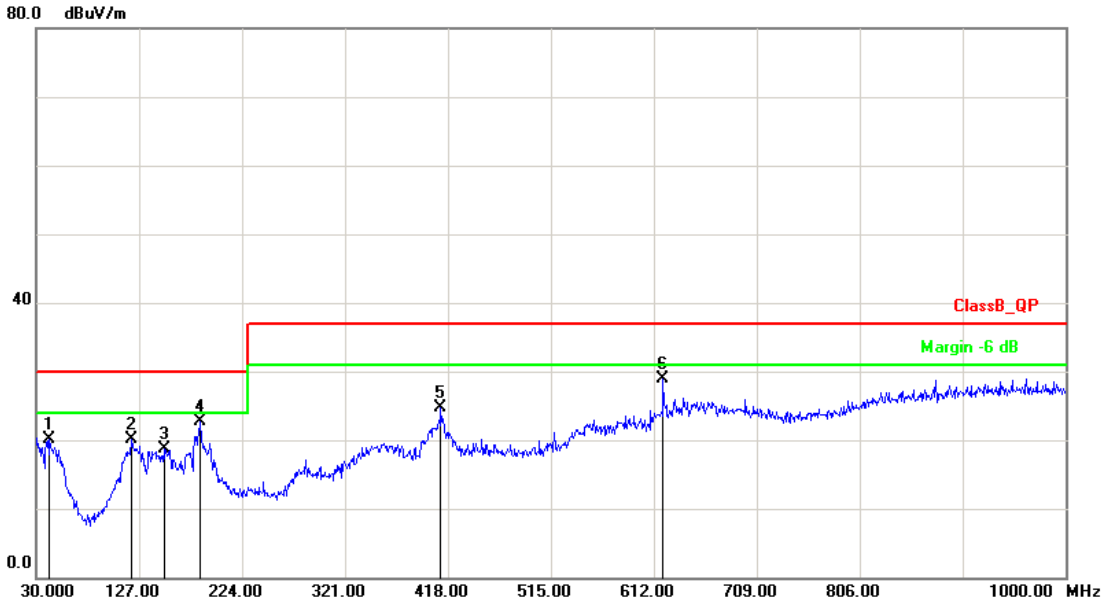

No.	Frequency (MHz)	Factor (dB/m)	Reading (dBuV)	Level (dBuV/m)	Limit (dBuV/m)	Margin (dB)	Det.	Height (cm)	Azimuth (deg)
1	42.6099	-8.96	29.00	20.04	30.00	-9.96	QP	100	84
2	120.2099	-9.82	30.00	20.18	30.00	-9.82	QP	100	262
3	150.2800	-10.68	29.45	18.77	30.00	-11.23	QP	400	359
4	184.2298	-12.09	34.79	22.70	30.00	-7.30	QP	100	111
5	411.2099	-5.48	30.19	24.71	37.00	-12.29	QP	400	44
6	620.7300	1.42	27.56	28.98	37.00	-8.02	QP	400	188

Note: Level = Reading + Factor

Margin = Level – Limit

Factor= Antenna Factor + Cable Loss - Amplifier Factor

Power :	AC 110V	Pol/Phase :	Vertical
Test Mode 6 :	Full Load 16V/7.5A with GT-43004P12016-T3 (110V/60Hz)	Temperature :	22°C
Memo :	DC 16V/7.5A	Humidity :	50 %
Test Date :	2017.12.05	Transformer :	XF00734

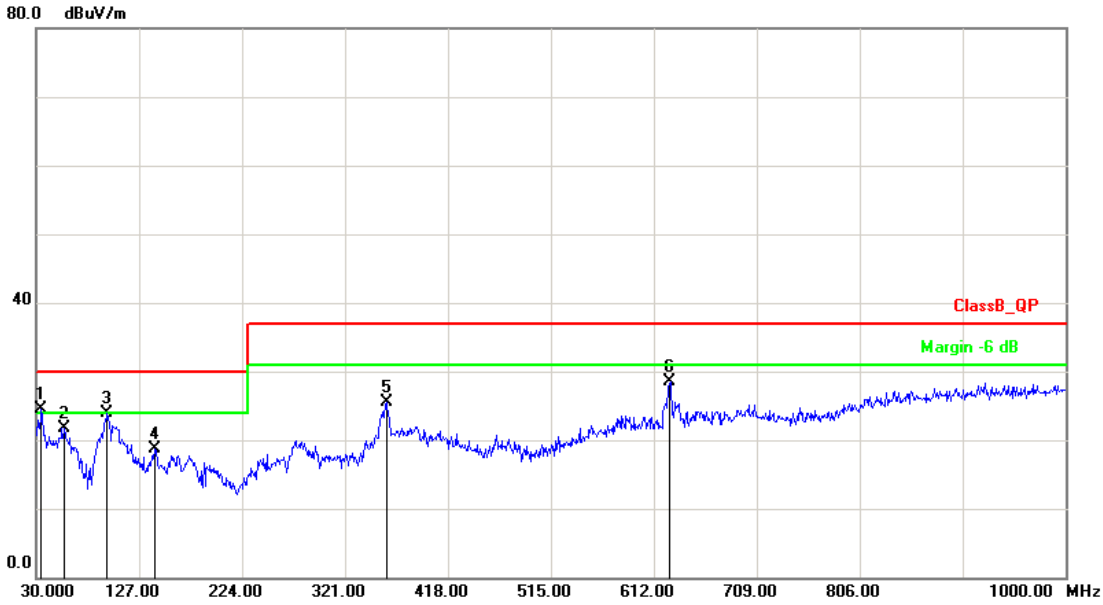

No.	Frequency (MHz)	Factor (dB/m)	Reading (dBuV)	Level (dBuV/m)	Limit (dBuV/m)	Margin (dB)	Det.	Height (cm)	Azimuth (deg)
1	34.8500	-6.82	31.34	24.52	30.00	-5.48	QP	100	258
2	56.1899	-12.02	33.78	21.76	30.00	-8.24	QP	100	356
3	96.9300	-13.54	37.47	23.93	30.00	-6.07	QP	100	152
4	141.5500	-9.96	28.72	18.76	30.00	-11.24	QP	100	122
5	359.8000	-4.86	30.39	25.53	37.00	-11.47	QP	400	44
6	627.5198	1.23	27.28	28.51	37.00	-8.49	QP	400	187

Note: Level = Reading + Factor

Margin = Level – Limit

Factor= Antenna Factor + Cable Loss - Amplifier Factor

Power :	AC 110V	Pol/Phase :	Horizontal
Test Mode 7 :	Full Load 16V/7.5A with GT-43004P12016-T3 A(110V/60Hz)	Temperature :	22°C
Memo :	DC 16V/7.5A	Humidity :	50 %
Test Date :	2017.12.05	Transformer :	XF00734

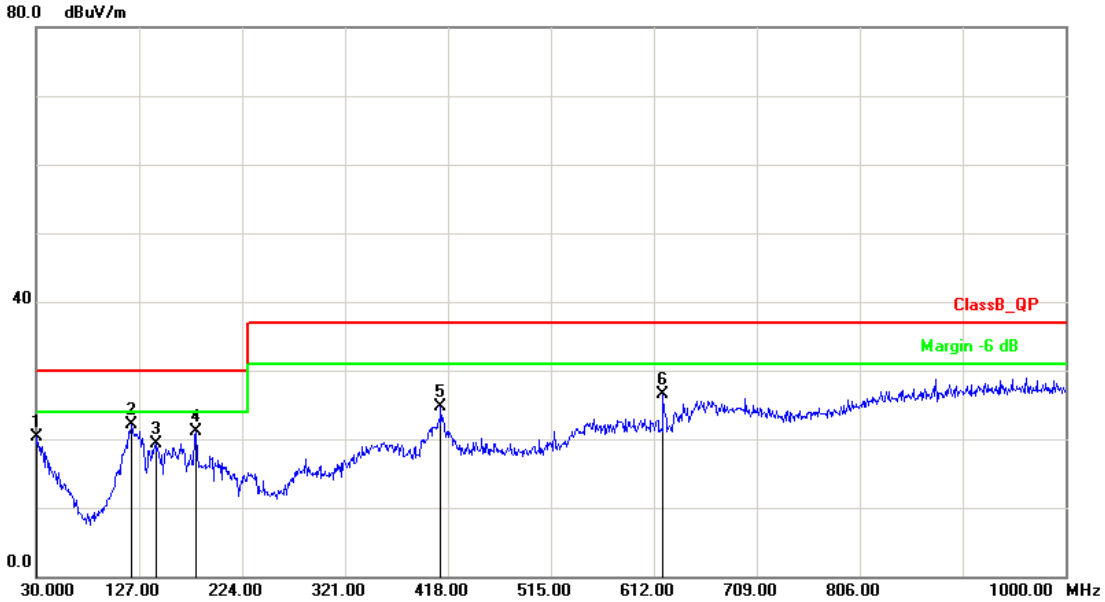

No.	Frequency (MHz)	Factor (dB/m)	Reading (dBuV)	Level (dBuV/m)	Limit (dBuV/m)	Margin (dB)	Det.	Height (cm)	Azimuth (deg)
1	30.9695	-5.75	26.06	20.31	30.00	-9.69	QP	100	296
2	120.2099	-9.82	32.00	22.18	30.00	-7.82	QP	100	2
3	142.5200	-10.04	29.30	19.26	30.00	-10.74	QP	100	358
4	180.3497	-12.61	33.65	21.04	30.00	-8.96	QP	100	111
5	411.2099	-5.48	30.19	24.71	37.00	-12.29	QP	400	187
6	620.7300	1.42	25.06	26.48	37.00	-10.52	QP	400	185

Note: Level = Reading + Factor

Margin = Level – Limit

Factor= Antenna Factor + Cable Loss - Amplifier Factor

Power :	AC 110V	Pol/Phase :	Vertical
Test Mode 7 :	Full Load 16V/7.5A with GT-43004P12016-T3A(110V/60Hz)	Temperature :	22°C
Memo :	DC 16V/7.5A	Humidity :	50 %
Test Date :	2017.12.05	Transformer :	XF00734

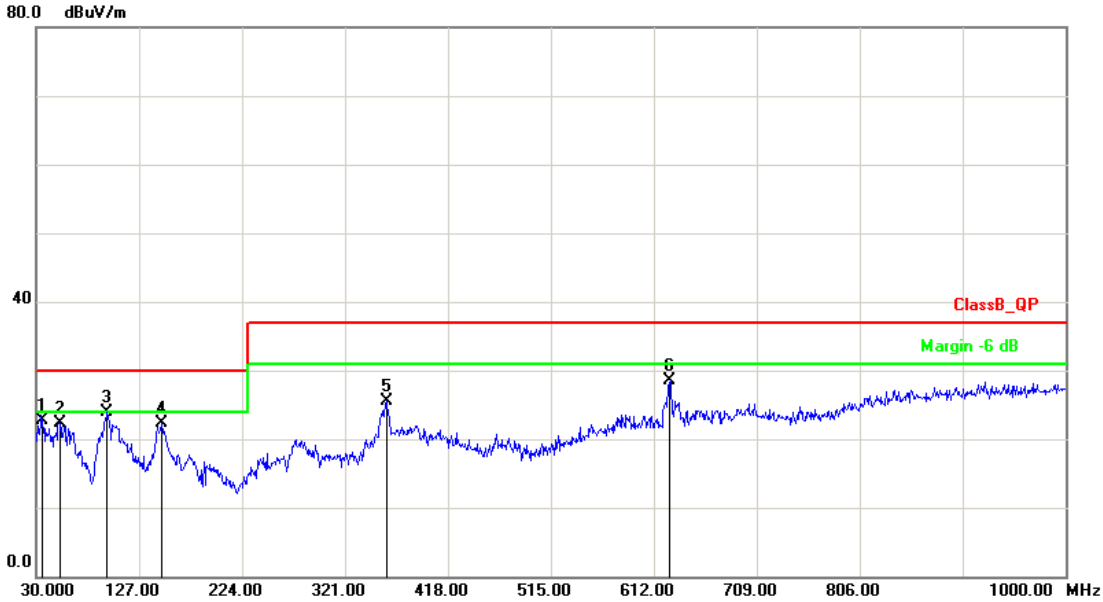

No.	Frequency (MHz)	Factor (dB/m)	Reading (dBuV)	Level (dBuV/m)	Limit (dBuV/m)	Margin (dB)	Det.	Height (cm)	Azimuth (deg)
1	35.8200	-7.09	29.77	22.68	30.00	-7.32	QP	100	55
2	52.3100	-11.37	33.69	22.32	30.00	-7.68	QP	100	195
3	96.9300	-13.54	37.47	23.93	30.00	-6.07	QP	100	36
4	148.3400	-10.52	32.87	22.35	30.00	-7.65	QP	400	258
5	359.8000	-4.86	30.39	25.53	37.00	-11.47	QP	400	320
6	627.5198	1.23	27.28	28.51	37.00	-8.49	QP	400	256

Note: Level = Reading + Factor

Margin = Level – Limit

Factor= Antenna Factor + Cable Loss - Amplifier Factor

Power :	AC 110V	Pol/Phase :	Horizontal
Test Mode 8 :	Half Load 16V/3.75A with GT-43004P12016-T3A (110V/60Hz)	Temperature :	22°C
Memo :	DC 16V/3.75A	Humidity :	50 %
Test Date :	2017.12.05	Transformer :	XF00734

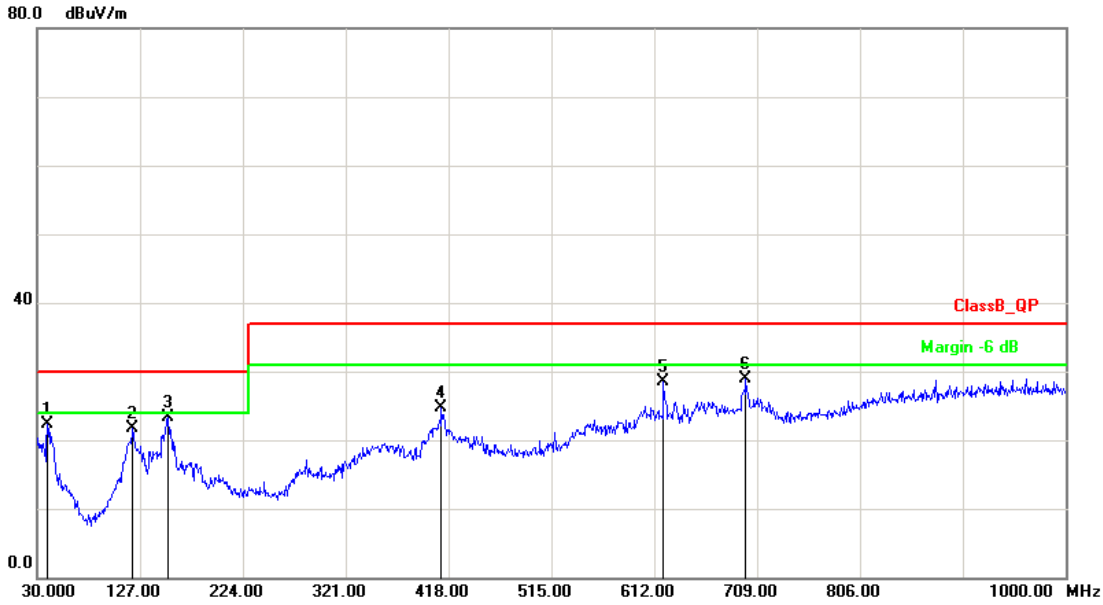

No.	Frequency (MHz)	Factor (dB/m)	Reading (dBuV)	Level (dBuV/m)	Limit (dBuV/m)	Margin (dB)	Det.	Height (cm)	Azimuth (deg)
1	39.7000	-8.17	30.41	22.24	30.00	-7.76	QP	100	199
2	120.2099	-9.82	31.50	21.68	30.00	-8.32	QP	100	121
3	153.1896	-10.92	34.15	23.23	30.00	-6.77	QP	100	69
4	411.2099	-5.48	30.19	24.71	37.00	-12.29	QP	400	58
5	620.7300	1.42	27.06	28.48	37.00	-8.52	QP	400	136
6	698.3300	-0.11	29.09	28.98	37.00	-8.02	QP	400	297

Note: Level = Reading + Factor

Margin = Level – Limit

Factor= Antenna Factor + Cable Loss - Amplifier Factor

Power :	AC 110V	Pol/Phase :	Vertical
Test Mode 8 :	Half Load 16V/3.75A with GT-43004P12016-T3A (110V/60Hz)	Temperature :	22°C
Memo :	DC 16V/3.75A	Humidity :	50 %
Test Date :	2017.12.05	Transformer :	XF00734

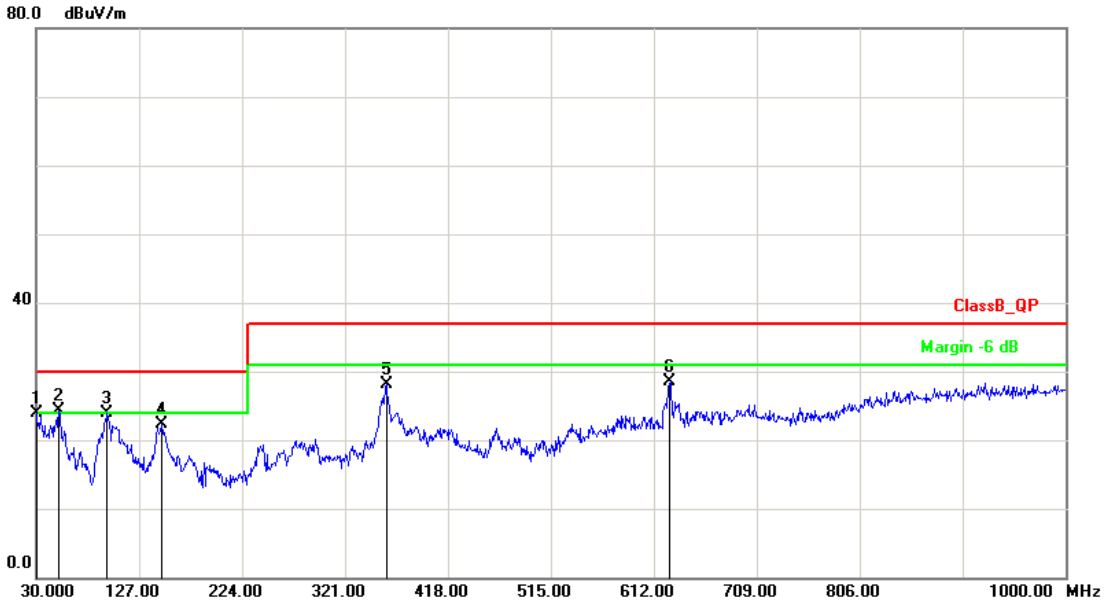

No.	Frequency (MHz)	Factor (dB/m)	Reading (dBuV)	Level (dBuV/m)	Limit (dBuV/m)	Margin (dB)	Det.	Height (cm)	Azimuth (deg)
1	30.0000	-5.48	29.47	23.99	30.00	-6.01	QP	100	121
2	51.3400	-11.21	35.48	24.27	30.00	-5.73	QP	100	262
3	96.9300	-13.54	37.47	23.93	30.00	-6.07	QP	100	147
4	148.3400	-10.52	32.87	22.35	30.00	-7.65	QP	100	95
5	359.8000	-4.86	32.89	28.03	37.00	-8.97	QP	400	135
6	627.5198	1.23	27.28	28.51	37.00	-8.49	QP	400	0

Note: Level = Reading + Factor

Margin = Level – Limit

Factor= Antenna Factor + Cable Loss - Amplifier Factor

Power :	AC 220V	Pol/Phase :	Horizontal
Test Mode 9 :	Full Load 16V/7.5A with GT-43004P12016-T3A (220V/60Hz)	Temperature :	22°C
Memo :	DC 16V/7.5A	Humidity :	50 %
Test Date :	2017.12.05	Transformer :	XF00734

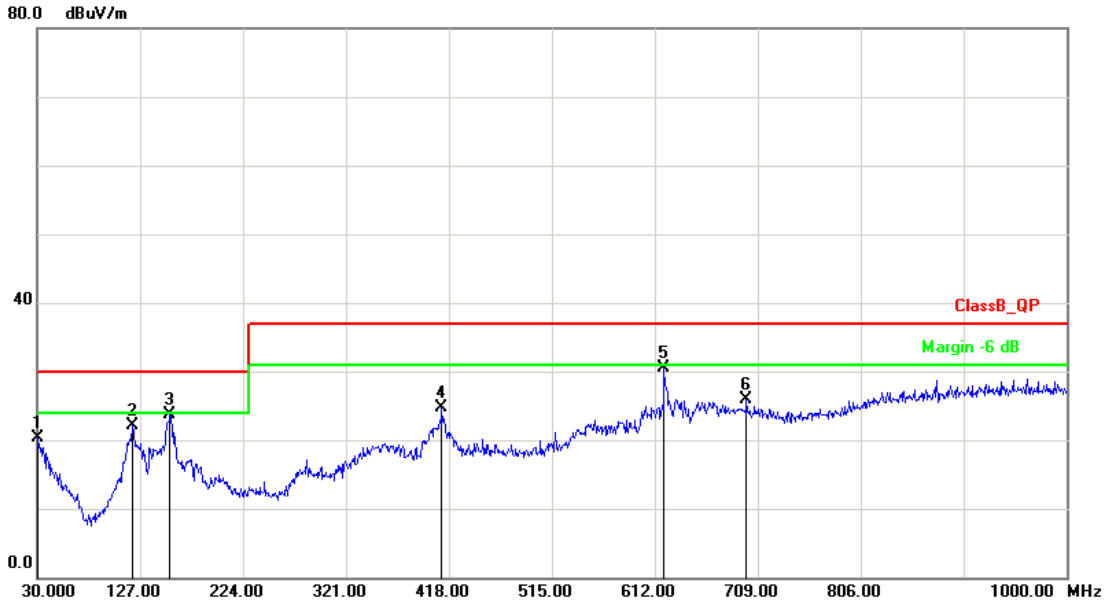

No.	Frequency (MHz)	Factor (dB/m)	Reading (dBuV)	Level (dBuV/m)	Limit (dBuV/m)	Margin (dB)	Det.	Height (cm)	Azimuth (deg)
1	30.9695	-5.75	26.06	20.31	30.00	-9.69	QP	100	88
2	120.2099	-9.82	32.00	22.18	30.00	-7.82	QP	100	262
3	155.1297	-11.08	34.86	23.78	30.00	-6.22	QP	100	195
4	411.2099	-5.48	30.19	24.71	37.00	-12.29	QP	400	4
5	620.7300	1.42	29.06	30.48	37.00	-6.52	QP	400	135
6	698.3300	-0.11	26.09	25.98	37.00	-11.02	QP	400	110

Note: Level = Reading + Factor

Margin = Level – Limit

Factor= Antenna Factor + Cable Loss - Amplifier Factor

Power :	AC 220V	Pol/Phase :	Vertical
Test Mode 9 :	Full Load 16V/7.5A with GT-43004P12016-T3A (220V/60Hz)	Temperature :	22°C
Memo :	DC 16V/7.5A	Humidity :	50 %
Test Date :	2017.12.05	Transformer :	XF00734

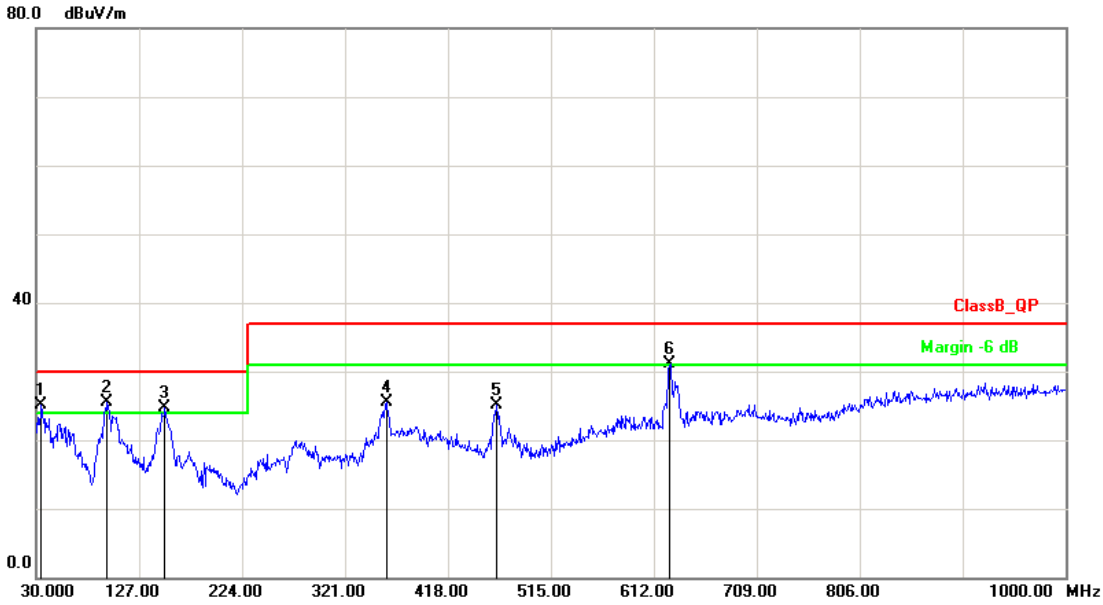

No.	Frequency (MHz)	Factor (dB/m)	Reading (dBuV)	Level (dBuV/m)	Limit (dBuV/m)	Margin (dB)	Det.	Height (cm)	Azimuth (deg)
1	34.8500	-6.82	31.84	25.02	30.00	-4.98	QP	100	87
2	96.9300	-13.54	38.97	25.43	30.00	-4.57	QP	100	166
3	151.2500	-10.76	35.46	24.70	30.00	-5.30	QP	100	188
4	359.8000	-4.86	30.39	25.53	37.00	-11.47	QP	400	44
5	463.5899	-5.56	30.74	25.18	37.00	-11.82	QP	400	285
6	627.5198	1.23	29.78	31.01	37.00	-5.99	QP	400	136

Note: Level = Reading + Factor

Margin = Level – Limit

Factor= Antenna Factor + Cable Loss - Amplifier Factor

Power :	AC 220V	Pol/Phase :	Horizontal
Test Mode 10 :	Half Load 16V/3.75A with GT-43004P12016-T3A (220V/60Hz)	Temperature :	22°C
Memo :	DC 16V/3.75A	Humidity :	50 %
Test Date :	2017.12.05	Transformer :	XF00734

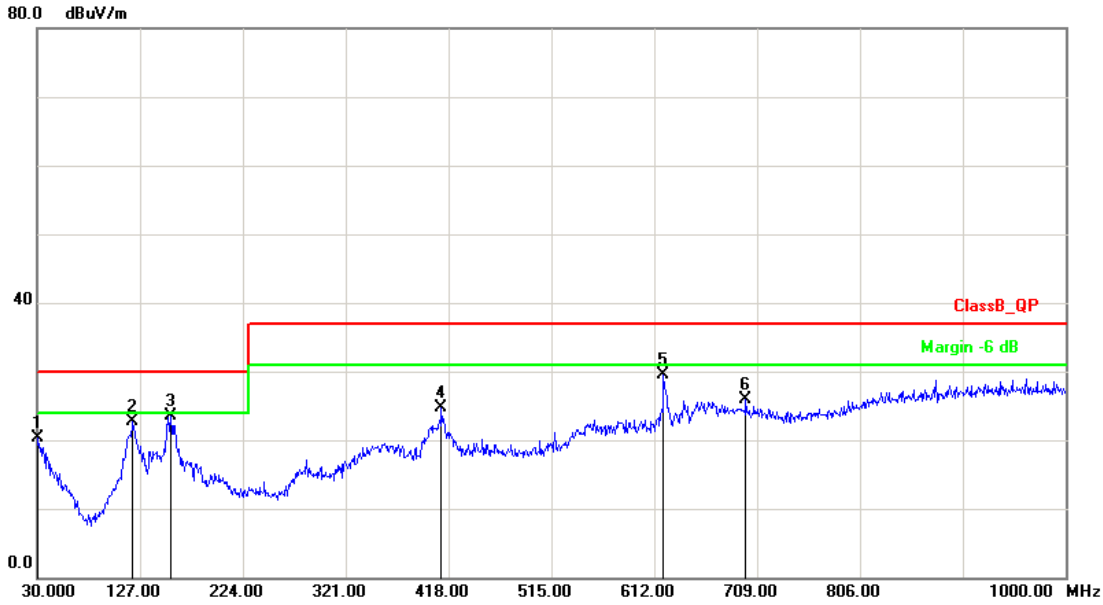

No.	Frequency (MHz)	Factor (dB/m)	Reading (dBuV)	Level (dBuV/m)	Limit (dBuV/m)	Margin (dB)	Det.	Height (cm)	Azimuth (deg)
1	30.9695	-5.75	26.06	20.31	30.00	-9.69	QP	100	62
2	120.2099	-9.82	32.50	22.68	30.00	-7.32	QP	100	122
3	156.0997	-11.16	34.62	23.46	30.00	-6.54	QP	100	144
4	411.2099	-5.48	30.19	24.71	37.00	-12.29	QP	400	88
5	620.7300	1.42	28.06	29.48	37.00	-7.52	QP	400	162
6	698.3300	-0.11	26.09	25.98	37.00	-11.02	QP	400	196

Note: Level = Reading + Factor

Margin = Level – Limit

Factor= Antenna Factor + Cable Loss - Amplifier Factor

Power :	AC 220V	Pol/Phase :	Vertical
Test Mode 10 :	Half Load 16V/3.75A with GT-43004P12016-T3A (220V/60Hz)	Temperature :	22°C
Memo :	DC 16V/3.75A	Humidity :	50 %
Test Date :	2017.12.05	Transformer :	XF00734

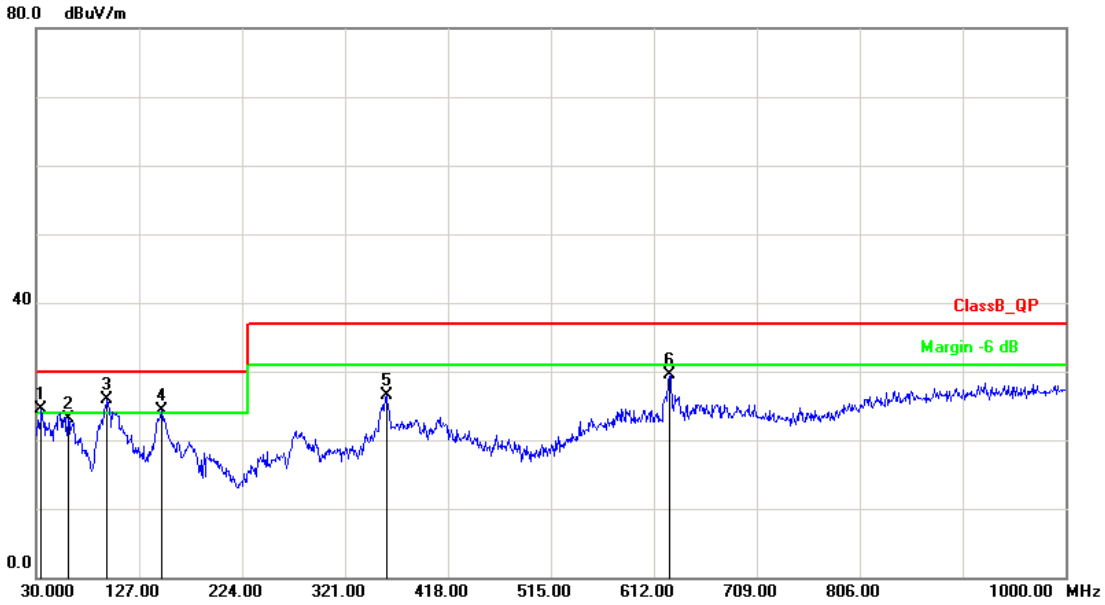

No.	Frequency (MHz)	Factor (dB/m)	Reading (dBuV)	Level (dBuV/m)	Limit (dBuV/m)	Margin (dB)	Det.	Height (cm)	Azimuth (deg)
1	34.8500	-6.82	31.34	24.52	30.00	-5.48	QP	100	162
2	60.0700	-12.68	35.70	23.02	30.00	-6.98	QP	100	155
3	96.9300	-13.54	39.47	25.93	30.00	-4.07	QP	100	44
4	148.3400	-10.52	34.87	24.35	30.00	-5.65	QP	400	185
5	359.8000	-4.86	31.39	26.53	37.00	-10.47	QP	400	100
6	627.5198	1.23	28.28	29.51	37.00	-7.49	QP	100	55

Note: Level = Reading + Factor

Margin = Level – Limit

Factor= Antenna Factor + Cable Loss - Amplifier Factor

Power :	AC 110V	Pol/Phase :	Horizontal
Test Mode 1 :	Full Load 18V/6.66A with GT-43004P12019-1.0-T3 (110V/60Hz)	Temperature :	22°C
Memo :	DC 18V/6.66A	Humidity :	50 %
Test Date :	2017.12.05	Transformer :	XF00738

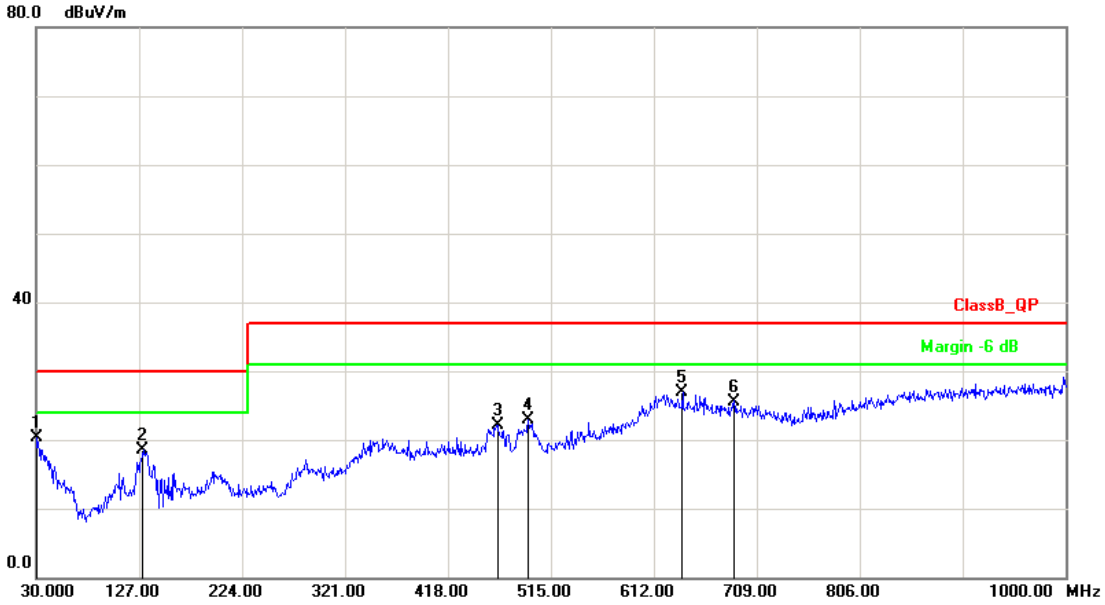

No.	Frequency (MHz)	Factor (dB/m)	Reading (dBuV)	Level (dBuV/m)	Limit (dBuV/m)	Margin (dB)	Det.	Height (cm)	Azimuth (deg)
1	30.9699	-5.75	26.03	20.28	30.00	-9.72	QP	100	145
2	130.8799	-9.83	28.39	18.56	30.00	-11.44	QP	100	0
3	464.5600	-5.57	27.70	22.13	37.00	-14.87	QP	100	333
4	493.6600	-5.81	28.75	22.94	37.00	-14.06	QP	100	0
5	639.1599	0.90	26.01	26.91	37.00	-10.09	QP	100	0
6	687.6599	0.01	25.59	25.60	37.00	-11.40	QP	100	74

Note: Level = Reading + Factor

Margin = Level – Limit

Factor= Antenna Factor + Cable Loss - Amplifier Factor

Power :	AC 110V	Pol/Phase :	Vertical
Test Mode 1 :	Full Load 18V/6.66A with GT-43004P12019-1.0-T3 (110V/60Hz)	Temperature :	22°C
Memo :	DC 18V/6.66A	Humidity :	50 %
Test Date :	2017.12.05	Transformer :	XF00738

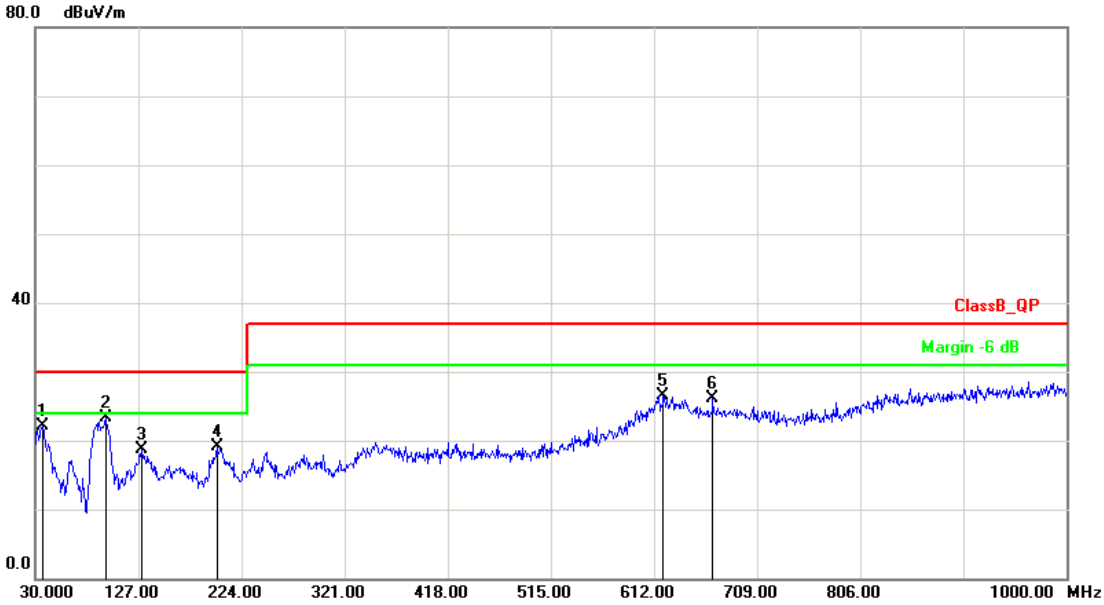

No.	Frequency (MHz)	Factor (dB/m)	Reading (dBuV)	Level (dBuV/m)	Limit (dBuV/m)	Margin (dB)	Det.	Height (cm)	Azimuth (deg)
1	36.7900	-7.36	29.56	22.20	30.00	-7.80	QP	100	222
2	95.9600	-13.77	37.06	23.29	30.00	-6.71	QP	100	104
3	129.9100	-9.82	28.52	18.70	30.00	-11.30	QP	100	359
4	200.7200	-10.05	29.16	19.11	30.00	-10.89	QP	400	192
5	620.7300	1.42	25.15	26.57	37.00	-10.43	QP	200	246
6	667.2900	0.24	25.81	26.05	37.00	-10.95	QP	100	255

Note: Level = Reading + Factor

Margin = Level – Limit

Factor= Antenna Factor + Cable Loss - Amplifier Factor

Power :	AC 110V	Pol/Phase :	Horizontal
Test Mode 2 :	Full Load 18V/6.66A with GT-43004P12019-1.0-T3A (110V/60Hz)	Temperature :	22°C
Memo :	DC 18V/6.66A	Humidity :	50 %
Test Date :	2017.12.05	Transformer :	XF00738

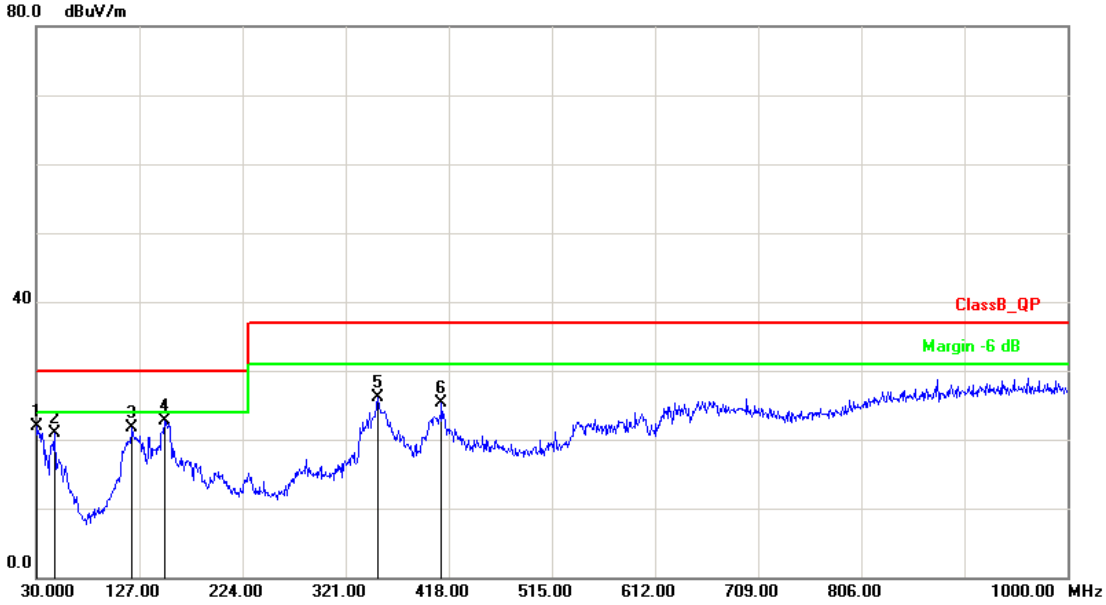

No.	Frequency (MHz)	Factor (dB/m)	Reading (dBuV)	Level (dBuV/m)	Limit (dBuV/m)	Margin (dB)	Det.	Height (cm)	Azimuth (deg)
1	30.9695	-5.75	27.56	21.81	30.00	-8.19	QP	100	199
2	47.4600	-10.29	31.10	20.81	30.00	-9.19	QP	100	38
3	120.2099	-9.82	31.50	21.68	30.00	-8.32	QP	100	235
4	150.2800	-10.68	33.45	22.77	30.00	-7.23	QP	100	122
5	351.0699	-5.18	31.20	26.02	37.00	-10.98	QP	400	44
6	411.2099	-5.48	30.69	25.21	37.00	-11.79	QP	100	135

Note: Level = Reading + Factor

Margin = Level – Limit

Factor= Antenna Factor + Cable Loss - Amplifier Factor

Power :	AC 110V	Pol/Phase :	Vertical
Test Mode 2 :	Full Load 18V/6.66A with GT-43004P12019-1.0-T3A (110V/60Hz)	Temperature :	22°C
Memo :	DC 18V/6.66A	Humidity :	50 %
Test Date :	2017.12.05	Transformer :	XF00738

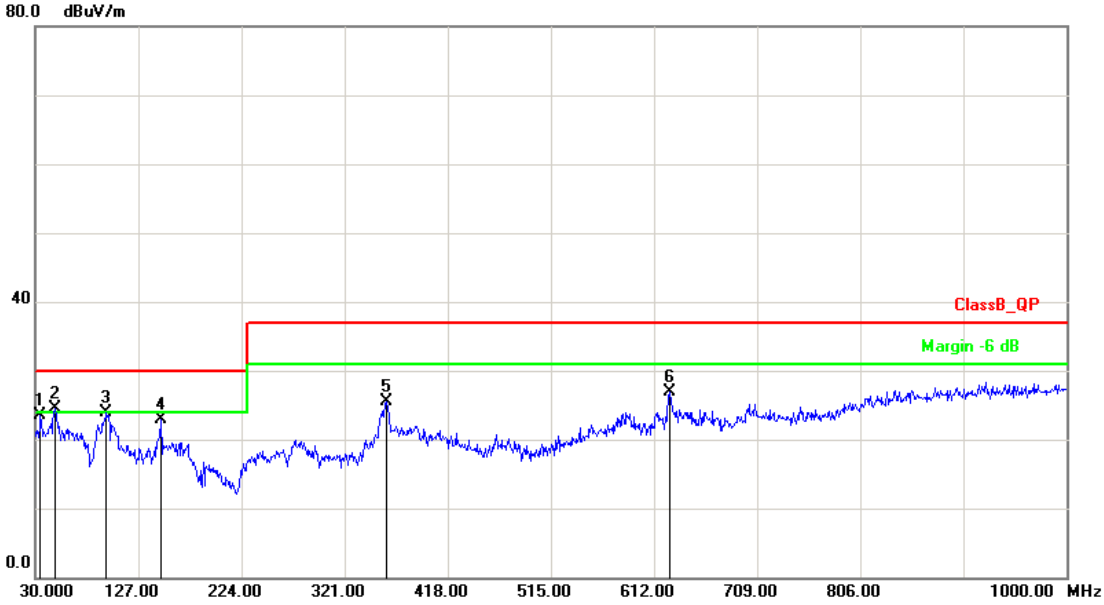

No.	Frequency (MHz)	Factor (dB/m)	Reading (dBuV)	Level (dBuV/m)	Limit (dBuV/m)	Margin (dB)	Det.	Height (cm)	Azimuth (deg)
1	34.8500	-6.82	30.34	23.52	30.00	-6.48	QP	100	263
2	48.4299	-10.55	34.98	24.43	30.00	-5.57	QP	100	96
3	96.9300	-13.54	37.47	23.93	30.00	-6.07	QP	100	121
4	148.3400	-10.52	33.37	22.85	30.00	-7.15	QP	100	44
5	359.8000	-4.86	30.39	25.53	37.00	-11.47	QP	400	185
6	626.5498	1.26	25.62	26.88	37.00	-10.12	QP	400	296

Note: Level = Reading + Factor

Margin = Level – Limit

Factor= Antenna Factor + Cable Loss - Amplifier Factor

Power :	AC 110V	Pol/Phase :	Horizontal
Test Mode 3 :	Half Load 18V/3.33A with GT-43004P12019-1.0-T3A (110V/60Hz)	Temperature :	22°C
Memo :	DC 18V/3.33A	Humidity :	50 %
Test Date :	2017.12.05	Transformer :	XF00738

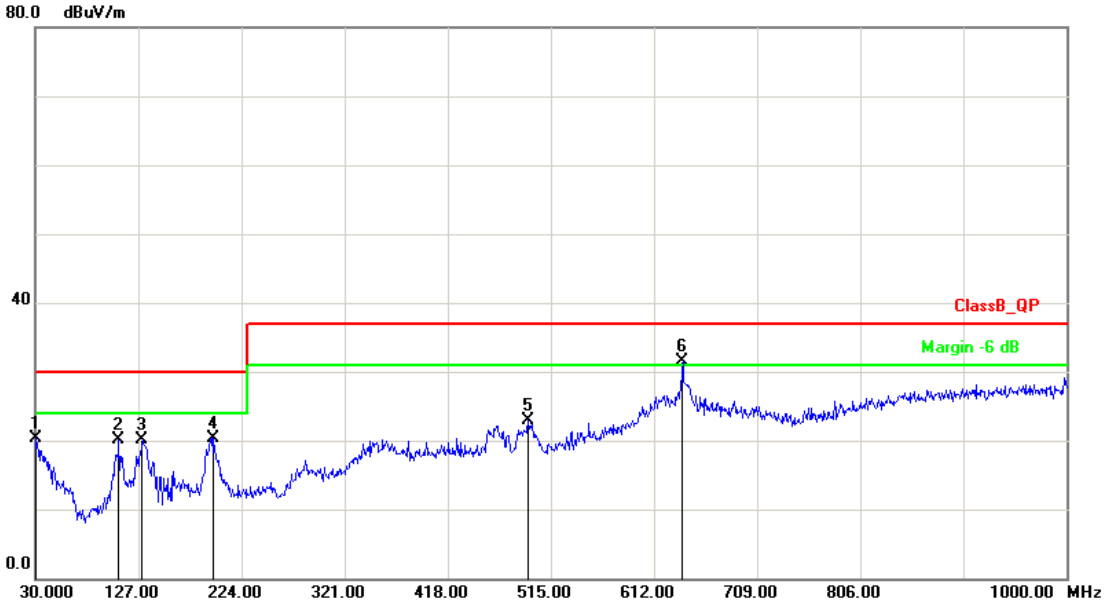

No.	Frequency (MHz)	Factor (dB/m)	Reading (dBuV)	Level (dBuV/m)	Limit (dBuV/m)	Margin (dB)	Det.	Height (cm)	Azimuth (deg)
1	30.9695	-5.75	26.03	20.28	30.00	-9.72	QP	100	296
2	108.5699	-11.52	31.62	20.10	30.00	-9.90	QP	100	132
3	130.8797	-9.83	29.89	20.06	30.00	-9.94	QP	100	41
4	197.8100	-10.26	30.61	20.35	30.00	-9.65	QP	100	285
5	493.6600	-5.81	28.75	22.94	37.00	-14.06	QP	400	29
6	639.1598	0.90	30.51	31.41	37.00	-5.59	QP	400	136

Note: Level = Reading + Factor

Margin = Level – Limit

Factor= Antenna Factor + Cable Loss - Amplifier Factor

Power :	AC 110V	Pol/Phase :	Vertical
Test Mode 3 :	Half Load 18V/3.33A with GT-43004P12019-1.0-T3A (110V/60Hz)	Temperature :	22°C
Memo :	DC 18V/3.33A	Humidity :	50 %
Test Date :	2017.12.05	Transformer :	XF00738

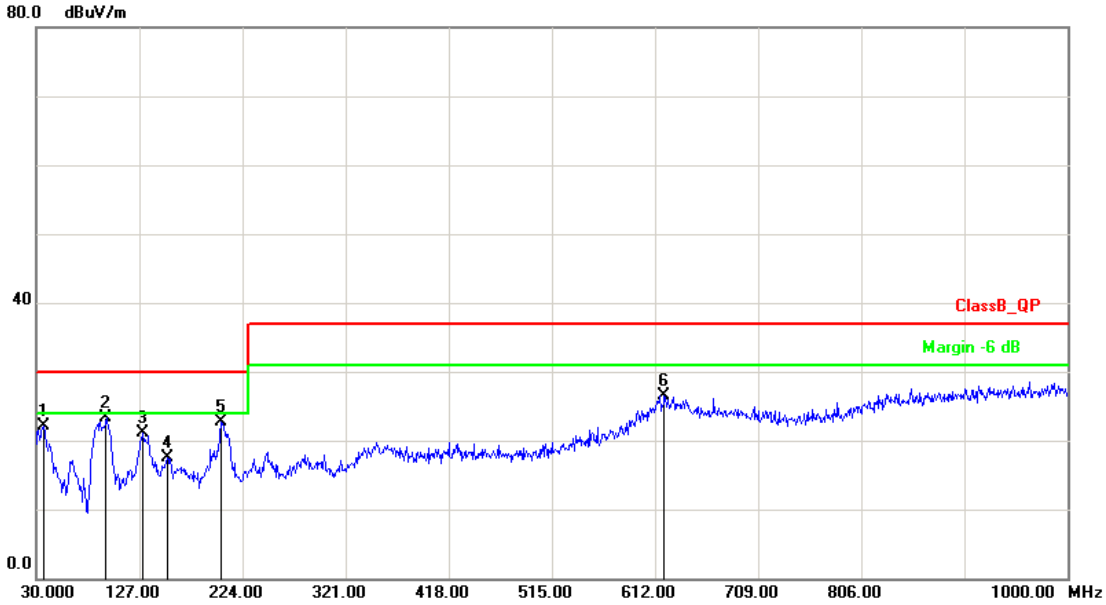

No.	Frequency (MHz)	Factor (dB/m)	Reading (dBuV)	Level (dBuV/m)	Limit (dBuV/m)	Margin (dB)	Det.	Height (cm)	Azimuth (deg)
1	36.7899	-7.36	29.56	22.20	30.00	-7.80	QP	100	19
2	95.9599	-13.77	37.06	23.29	30.00	-6.71	QP	100	222
3	129.9096	-9.82	31.02	21.20	30.00	-8.80	QP	200	110
4	153.1896	-10.92	28.37	17.45	30.00	-12.55	QP	400	269
5	203.6297	-10.37	33.02	22.65	30.00	-7.35	QP	400	351
6	620.7300	1.42	25.15	26.57	37.00	-10.43	QP	400	321

Note: Level = Reading + Factor

Margin = Level – Limit

Factor= Antenna Factor + Cable Loss - Amplifier Factor

Power :	AC 220V	Pol/Phase :	Horizontal
Test Mode 4 :	Full Load 18V/6.66A with GT-43004P12019-1.0-T3A (220V/60Hz)	Temperature :	22°C
Memo :	DC 18V/6.66A	Humidity :	50 %
Test Date :	2017.12.05	Transformer :	XF00738

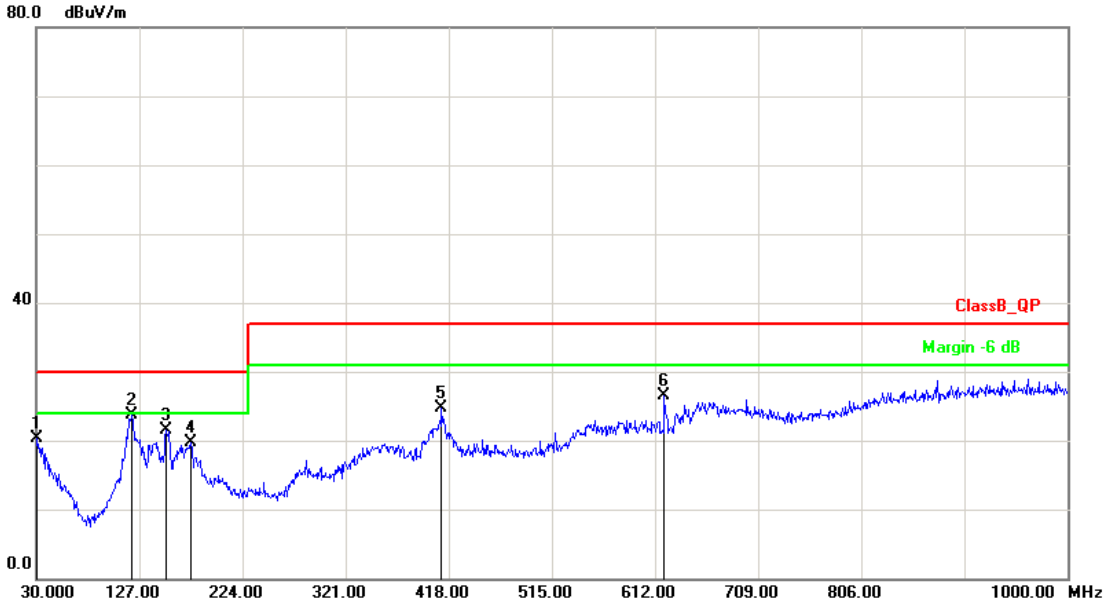

No.	Frequency (MHz)	Factor (dB/m)	Reading (dBuV)	Level (dBuV/m)	Limit (dBuV/m)	Margin (dB)	Det.	Height (cm)	Azimuth (deg)
1	30.9695	-5.75	26.06	20.31	30.00	-9.69	QP	400	18
2	120.2099	-9.82	33.50	23.68	30.00	-6.32	QP	100	185
3	152.2196	-10.84	32.40	21.56	30.00	-8.44	QP	100	44
4	175.5000	-12.39	32.01	19.62	30.00	-10.38	QP	100	122
5	411.2099	-5.48	30.19	24.71	37.00	-12.29	QP	400	160
6	620.7300	1.42	25.13	26.55	37.00	-10.45	QP	400	185

Note: Level = Reading + Factor

Margin = Level – Limit

Factor= Antenna Factor + Cable Loss - Amplifier Factor

Power :	AC 220V	Pol/Phase :	Vertical
Test Mode 4 :	Full Load 18V/6.66A with GT-43004P12019-1.0-T3A (220V/60Hz)	Temperature :	22°C
Memo :	DC 18V/6.66A	Humidity :	50 %
Test Date :	2017.12.05	Transformer :	XF00738

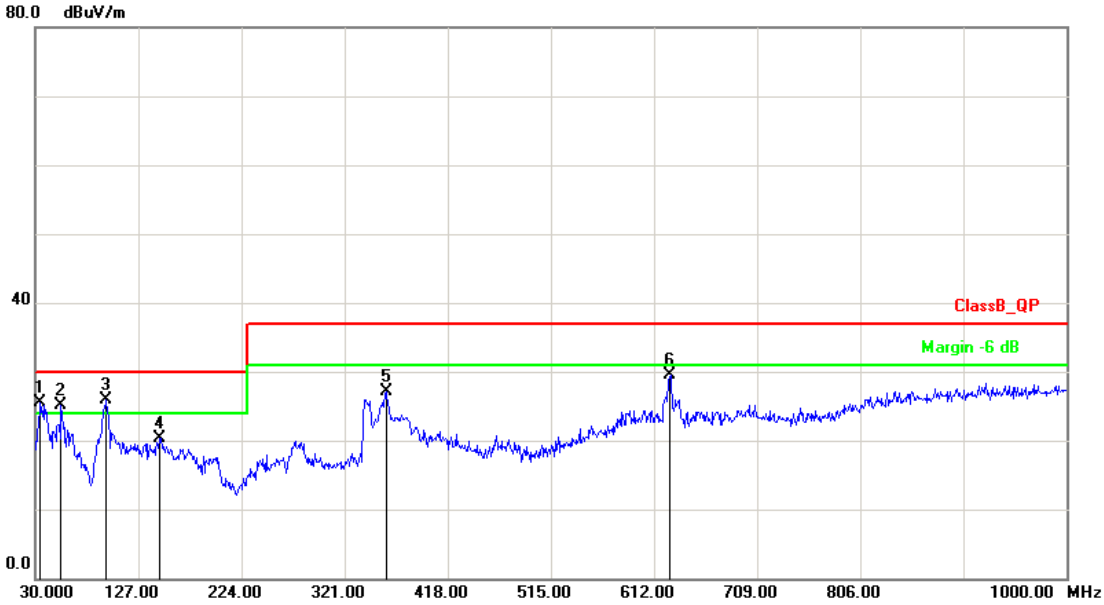

No.	Frequency (MHz)	Factor (dB/m)	Reading (dBuV)	Level (dBuV/m)	Limit (dBuV/m)	Margin (dB)	Det.	Height (cm)	Azimuth (deg)
1	34.8500	-6.82	32.34	25.52	30.00	-4.48	QP	100	296
2	54.2500	-11.69	36.86	25.17	30.00	-4.83	QP	100	360
3	96.9300	-13.54	39.47	25.93	30.00	-4.07	QP	100	262
4	146.4000	-10.36	30.65	20.29	30.00	-9.71	QP	100	110
5	359.8000	-4.86	31.89	27.03	37.00	-9.97	QP	400	155
6	627.5198	1.23	28.28	29.51	37.00	-7.49	QP	400	188

Note: Level = Reading + Factor

Margin = Level – Limit

Factor= Antenna Factor + Cable Loss - Amplifier Factor

Power :	AC 220V	Pol/Phase :	Horizontal
Test Mode 5 :	Half Load 18V/3.33A with GT-43004P12019-1.0-T3A (220V/60Hz)	Temperature :	22°C
Memo :	DC 18V/3.33A	Humidity :	50 %
Test Date :	2017.12.05	Transformer :	XF00738

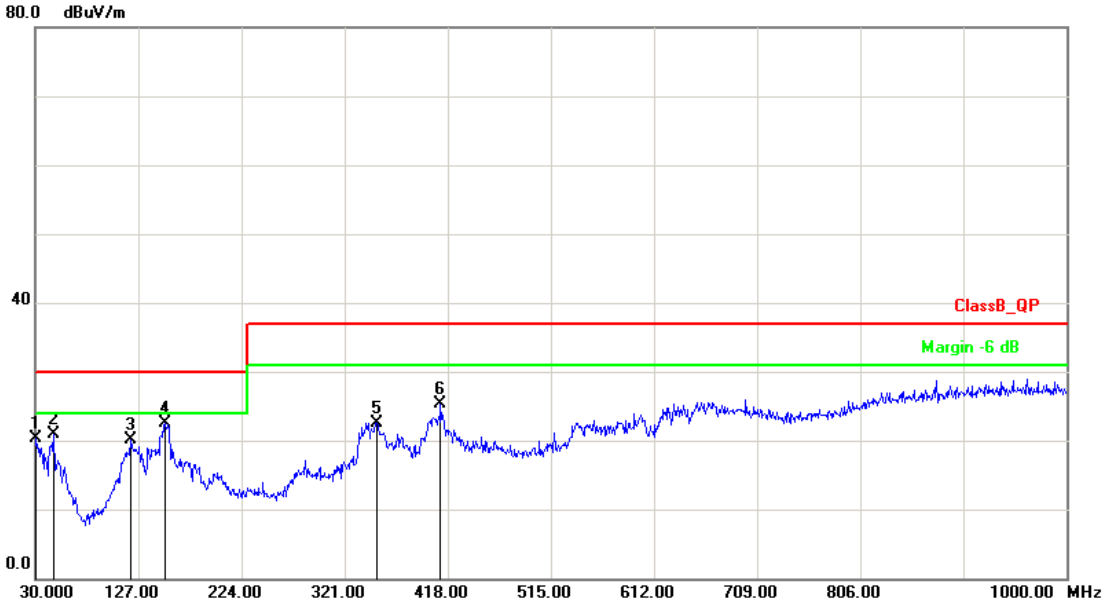

No.	Frequency (MHz)	Factor (dB/m)	Reading (dBuV)	Level (dBuV/m)	Limit (dBuV/m)	Margin (dB)	Det.	Height (cm)	Azimuth (deg)
1	30.9695	-5.75	26.06	20.31	30.00	-9.69	QP	100	111
2	47.4600	-10.29	31.10	20.81	30.00	-9.19	QP	400	296
3	120.2099	-9.82	30.00	20.18	30.00	-9.82	QP	100	25
4	152.2196	-10.84	33.40	22.56	30.00	-7.44	QP	100	136
5	351.0699	-5.18	27.70	22.52	37.00	-14.48	QP	100	185
6	411.2099	-5.48	30.69	25.21	37.00	-11.79	QP	400	44

Note: Level = Reading + Factor

Margin = Level – Limit

Factor= Antenna Factor + Cable Loss - Amplifier Factor

Power :	AC 220V	Pol/Phase :	Vertical
Test Mode 5 :	Half Load 18V/3.33A with GT-43004P12019-1.0-T3A (220V/60Hz)	Temperature :	22°C
Memo :	DC 18V/3.33A	Humidity :	50 %
Test Date :	2017.12.05	Transformer :	XF00738

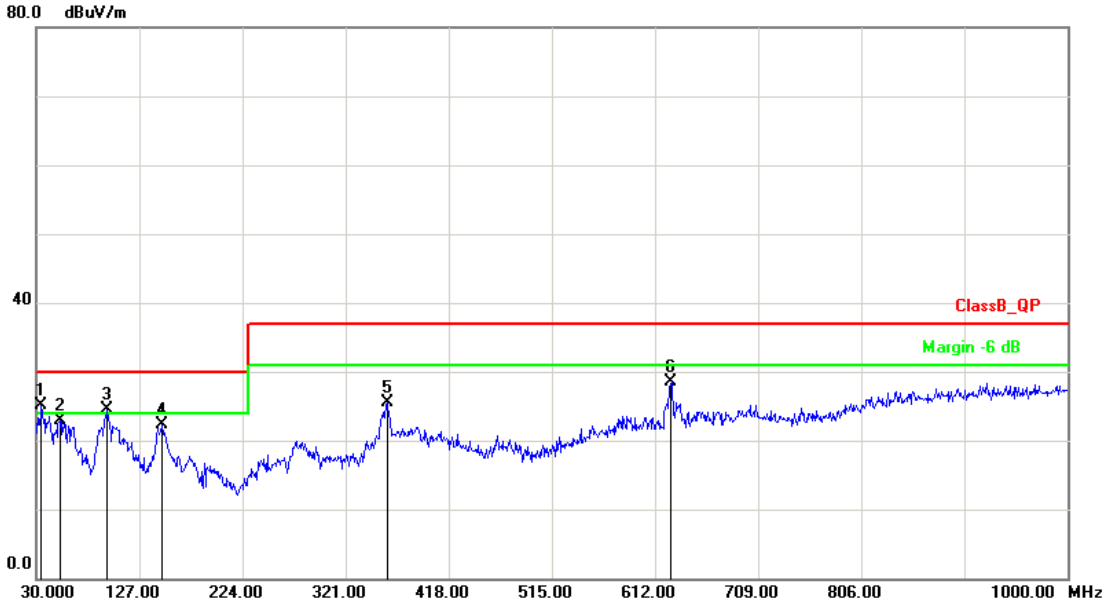

No.	Frequency (MHz)	Factor (dB/m)	Reading (dBuV)	Level (dBuV/m)	Limit (dBuV/m)	Margin (dB)	Det.	Height (cm)	Azimuth (deg)
1	34.8500	-6.82	31.84	25.02	30.00	-4.98	QP	100	185
2	52.3100	-11.37	34.19	22.82	30.00	-7.18	QP	100	350
3	96.9300	-13.54	37.97	24.43	30.00	-5.57	QP	100	47
4	148.3400	-10.52	32.87	22.35	30.00	-7.65	QP	100	152
5	359.8000	-4.86	30.39	25.53	37.00	-11.47	QP	400	295
6	627.5198	1.23	27.28	28.51	37.00	-8.49	QP	200	250

Note: Level = Reading + Factor

Margin = Level – Limit

Factor= Antenna Factor + Cable Loss - Amplifier Factor

Power :	AC 110V	Pol/Phase :	Horizontal
Test Mode 6 :	Full Load 19V/6.31A with GT-43004P12019-T3 (110V/60Hz)	Temperature :	22°C
Memo :	DC 19V/6.31A	Humidity :	50 %
Test Date :	2017.12.05	Transformer :	XF00738

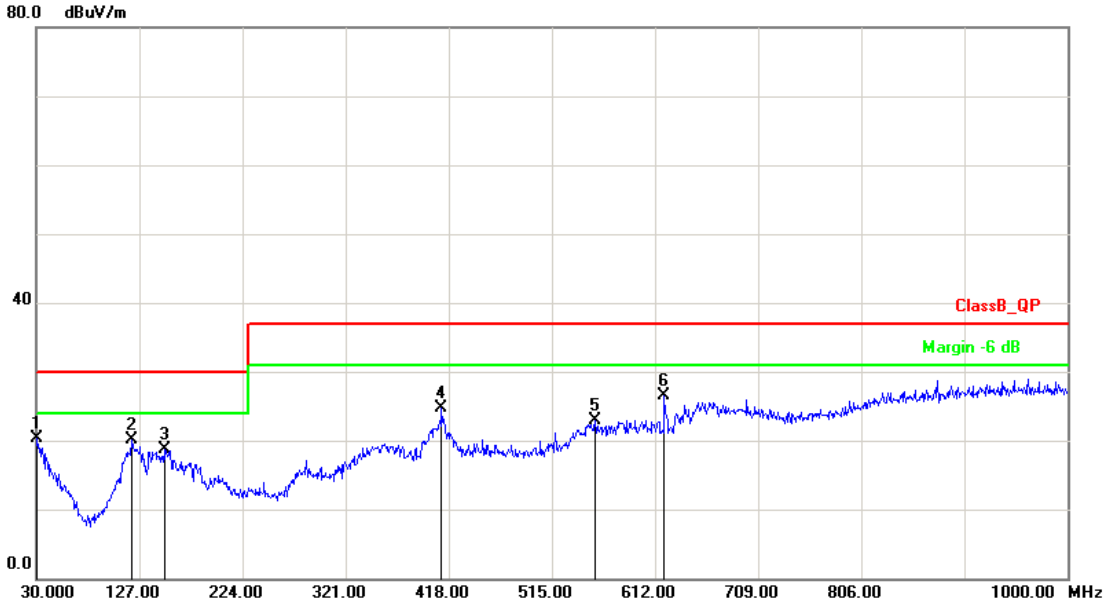

No.	Frequency (MHz)	Factor (dB/m)	Reading (dBuV)	Level (dBuV/m)	Limit (dBuV/m)	Margin (dB)	Det.	Height (cm)	Azimuth (deg)
1	30.9695	-5.75	26.06	20.31	30.00	-9.69	QP	100	174
2	120.2099	-9.82	30.00	20.18	30.00	-9.82	QP	100	59
3	150.2800	-10.68	29.45	18.77	30.00	-11.23	QP	100	166
4	411.2099	-5.48	30.19	24.71	37.00	-12.29	QP	400	350
5	555.7400	-3.46	26.42	22.96	37.00	-14.04	QP	400	25
6	620.7300	1.42	25.06	26.48	37.00	-10.52	QP	400	359

Note: Level = Reading + Factor

Margin = Level – Limit

Factor= Antenna Factor + Cable Loss - Amplifier Factor

Power :	AC 110V	Pol/Phase :	Vertical
Test Mode 6 :	Full Load 19V/6.31A with GT-43004P12019-T3 (110V/60Hz)	Temperature :	22°C
Memo :	DC 19V/6.31A	Humidity :	50 %
Test Date :	2017.12.05	Transformer :	XF00738

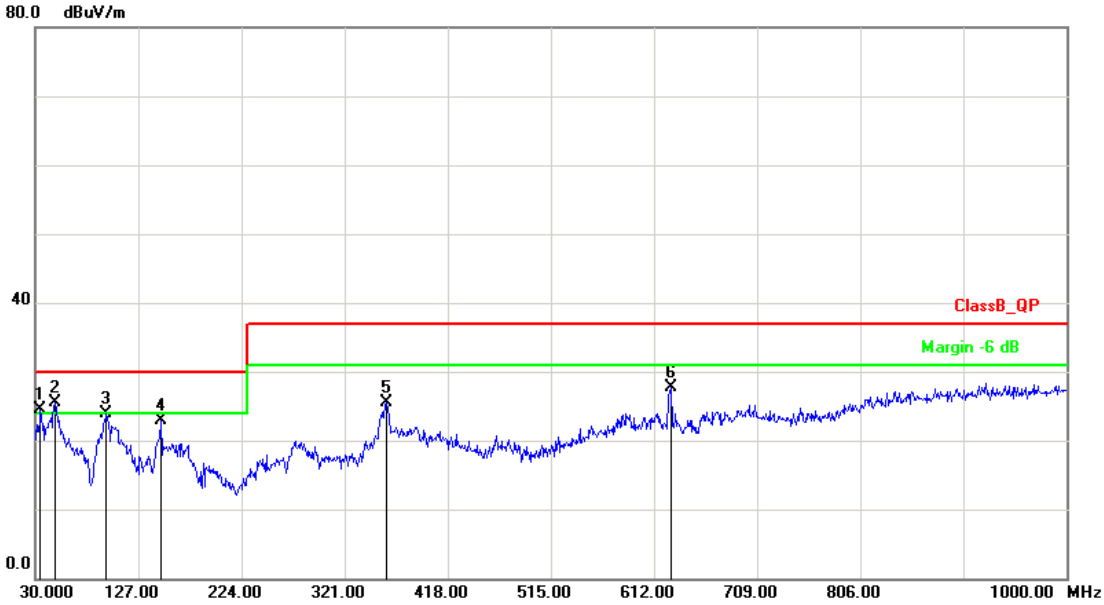

No.	Frequency (MHz)	Factor (dB/m)	Reading (dBuV)	Level (dBuV/m)	Limit (dBuV/m)	Margin (dB)	Det.	Height (cm)	Azimuth (deg)
1	34.8500	-6.82	31.34	24.52	30.00	-5.48	QP	100	188
2	48.4299	-10.55	35.98	25.43	30.00	-4.57	QP	100	288
3	96.9300	-13.54	37.47	23.93	30.00	-6.07	QP	100	256
4	148.3400	-10.52	33.37	22.85	30.00	-7.15	QP	100	121
5	359.8000	-4.86	30.39	25.53	37.00	-11.47	QP	400	41
6	628.4900	1.20	26.51	27.71	37.00	-9.29	QP	400	223

Note: Level = Reading + Factor

Margin = Level – Limit

Factor= Antenna Factor + Cable Loss - Amplifier Factor

Power :	AC 110V	Pol/Phase :	Horizontal
Test Mode 7 :	Full Load 19V/6.31A with GT-43004P12019-T3A (110V/60Hz)	Temperature :	22°C
Memo :	DC 19V/6.31A	Humidity :	50 %
Test Date :	2017.12.05	Transformer :	XF00738

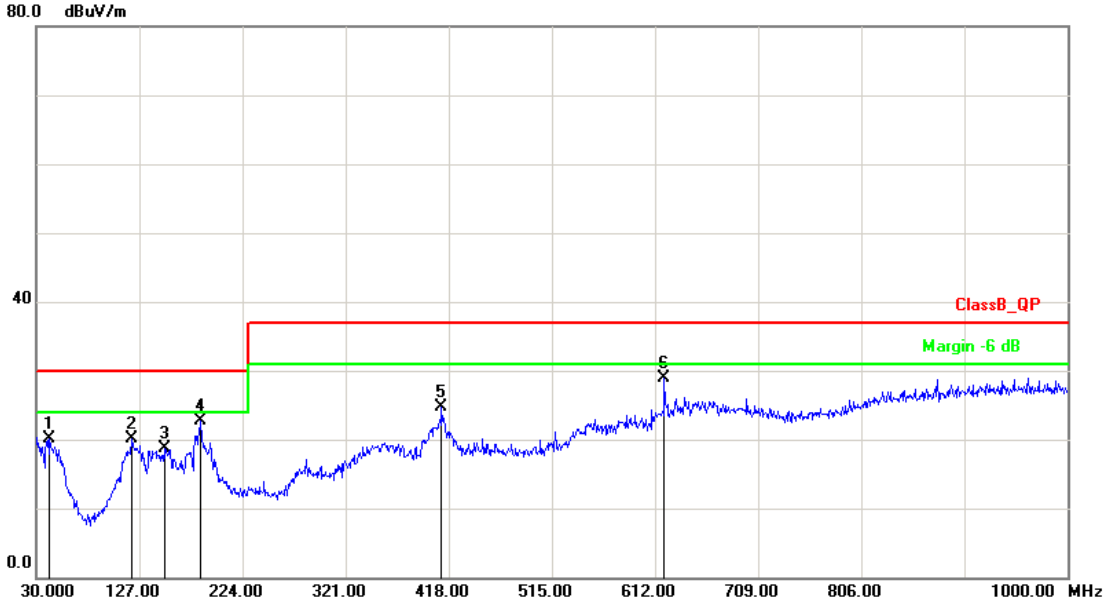

No.	Frequency (MHz)	Factor (dB/m)	Reading (dBuV)	Level (dBuV/m)	Limit (dBuV/m)	Margin (dB)	Det.	Height (cm)	Azimuth (deg)
1	42.6099	-8.96	29.00	20.04	30.00	-9.96	QP	100	84
2	120.2099	-9.82	30.00	20.18	30.00	-9.82	QP	100	262
3	150.2800	-10.68	29.45	18.77	30.00	-11.23	QP	400	359
4	184.2298	-12.09	34.79	22.70	30.00	-7.30	QP	100	111
5	411.2099	-5.48	30.19	24.71	37.00	-12.29	QP	400	44
6	620.7300	1.42	27.56	28.98	37.00	-8.02	QP	400	188

Note: Level = Reading + Factor

Margin = Level – Limit

Factor= Antenna Factor + Cable Loss - Amplifier Factor

Power :	AC 110V	Pol/Phase :	Vertical
Test Mode 7 :	Full Load 19V/6.31A with GT-43004P12019-T3A (110V/60Hz)	Temperature :	22°C
Memo :	DC 19V/6.31A	Humidity :	50 %
Test Date :	2017.12.05	Transformer :	XF00738

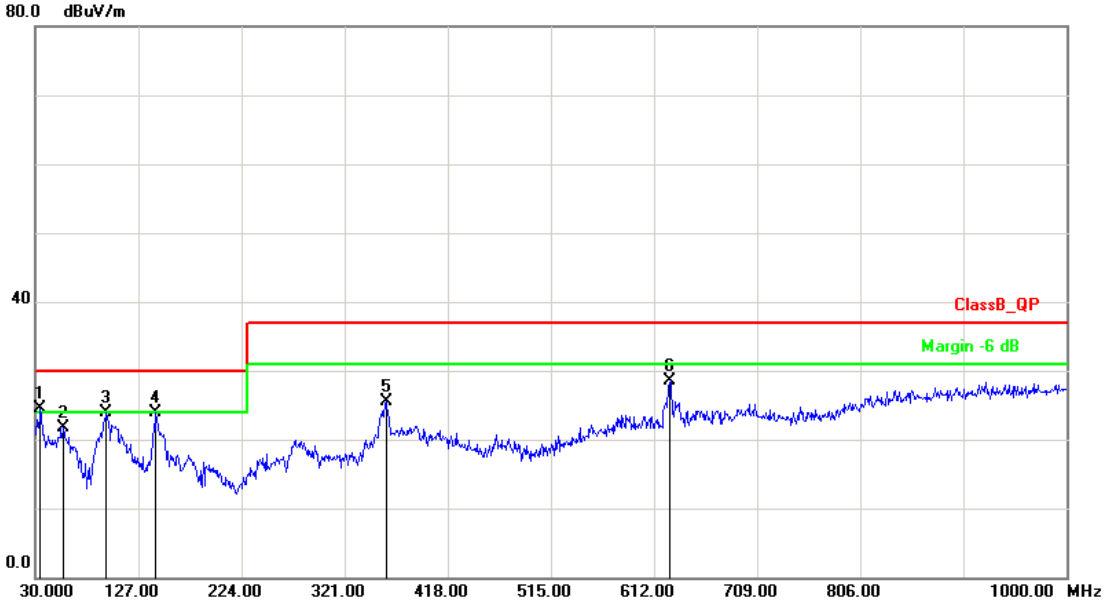

No.	Frequency (MHz)	Factor (dB/m)	Reading (dBuV)	Level (dBuV/m)	Limit (dBuV/m)	Margin (dB)	Det.	Height (cm)	Azimuth (deg)
1	34.8500	-6.82	31.34	24.52	30.00	-5.48	QP	100	132
2	56.1899	-12.02	33.78	21.76	30.00	-8.24	QP	400	36
3	96.9300	-13.54	37.47	23.93	30.00	-6.07	QP	100	44
4	143.4900	-10.12	34.09	23.97	30.00	-6.03	QP	100	185
5	359.8000	-4.86	30.39	25.53	37.00	-11.47	QP	400	55
6	627.5198	1.23	27.28	28.51	37.00	-8.49	QP	400	196

Note: Level = Reading + Factor

Margin = Level – Limit

Factor= Antenna Factor + Cable Loss - Amplifier Factor

Power :	AC 110V	Pol/Phase :	Horizontal
Test Mode 8 :	Half Load 19V/3.155A with GT-43004P12019-T3A (110V/60Hz)	Temperature :	22°C
Memo :	DC 19V/3.155A	Humidity :	50 %
Test Date :	2017.12.05	Transformer :	XF00738

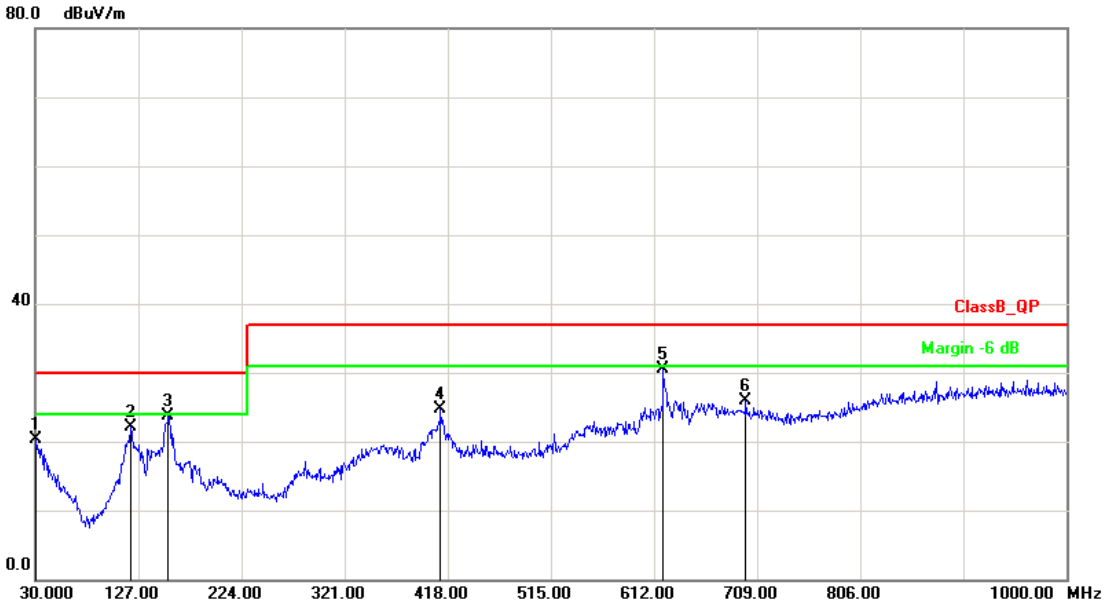

No.	Frequency (MHz)	Factor (dB/m)	Reading (dBuV)	Level (dBuV/m)	Limit (dBuV/m)	Margin (dB)	Det.	Height (cm)	Azimuth (deg)
1	30.9695	-5.75	26.06	20.31	30.00	-9.69	QP	100	88
2	120.2099	-9.82	32.00	22.18	30.00	-7.82	QP	100	262
3	155.1297	-11.08	34.86	23.78	30.00	-6.22	QP	100	195
4	411.2099	-5.48	30.19	24.71	37.00	-12.29	QP	400	4
5	620.7300	1.42	29.06	30.48	37.00	-6.52	QP	400	135
6	698.3300	-0.11	26.09	25.98	37.00	-11.02	QP	400	110

Note: Level = Reading + Factor

Margin = Level – Limit

Factor= Antenna Factor + Cable Loss - Amplifier Factor

Power :	AC 110V	Pol/Phase :	Vertical
Test Mode 8 :	Half Load 19V/3.155A with GT-43004P12019-T3A (110V/60Hz)	Temperature :	22°C
Memo :	DC 19V/3.155A	Humidity :	50 %
Test Date :	2017.12.05	Transformer :	XF00738

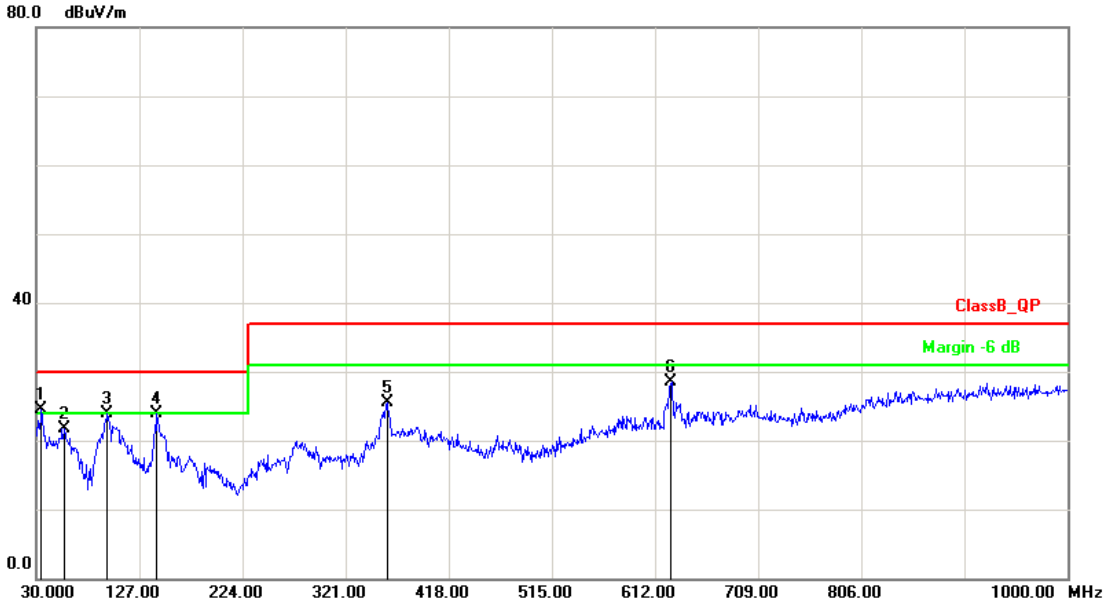

No.	Frequency (MHz)	Factor (dB/m)	Reading (dBuV)	Level (dBuV/m)	Limit (dBuV/m)	Margin (dB)	Det.	Height (cm)	Azimuth (deg)
1	34.8500	-6.82	31.34	24.52	30.00	-5.48	QP	100	132
2	56.1899	-12.02	33.78	21.76	30.00	-8.24	QP	400	36
3	96.9300	-13.54	37.47	23.93	30.00	-6.07	QP	100	44
4	143.4900	-10.12	34.09	23.97	30.00	-6.03	QP	100	185
5	359.8000	-4.86	30.39	25.53	37.00	-11.47	QP	400	55
6	627.5199	1.23	27.28	28.51	37.00	-8.49	QP	400	196

Note: Level = Reading + Factor

Margin = Level – Limit

Factor= Antenna Factor + Cable Loss - Amplifier Factor

Power :	AC 220V	Pol/Phase :	Horizontal
Test Mode 9 :	Full Load 19V/6.31A with GT-43004P12019-T3A (220V/60Hz)	Temperature :	22°C
Memo :	DC 19V/6.31A	Humidity :	50 %
Test Date :	2017.12.05	Transformer :	XF00738

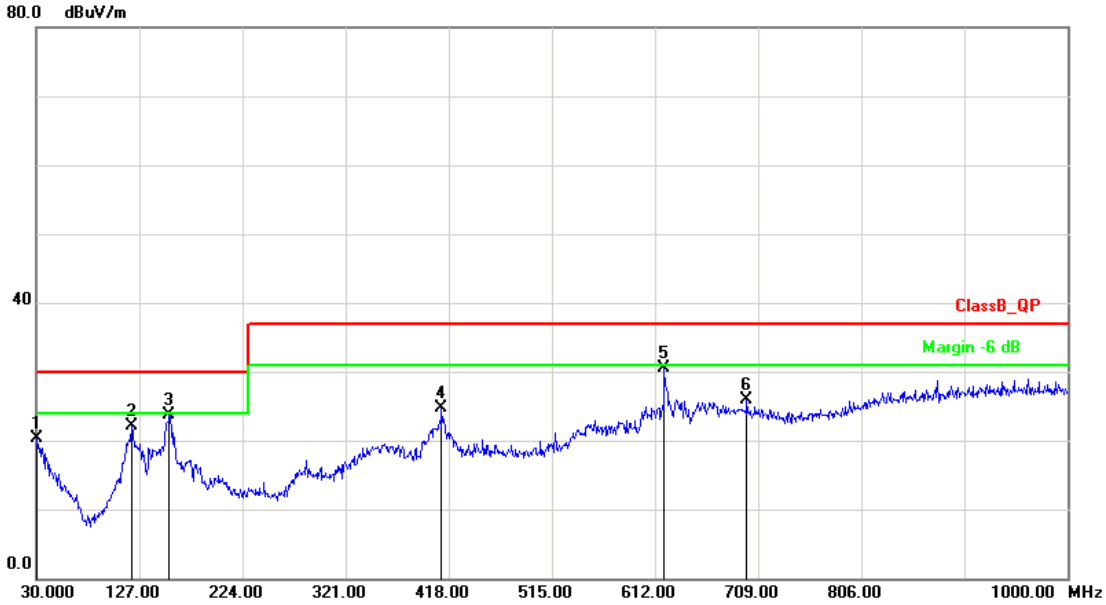

No.	Frequency (MHz)	Factor (dB/m)	Reading (dBuV)	Level (dBuV/m)	Limit (dBuV/m)	Margin (dB)	Det.	Height (cm)	Azimuth (deg)
1	30.9695	-5.75	26.06	20.31	30.00	-9.69	QP	100	88
2	120.2099	-9.82	32.00	22.18	30.00	-7.82	QP	100	262
3	155.1297	-11.08	34.86	23.78	30.00	-6.22	QP	100	195
4	411.2099	-5.48	30.19	24.71	37.00	-12.29	QP	400	4
5	620.7300	1.42	29.06	30.48	37.00	-6.52	QP	400	135
6	698.3300	-0.11	26.09	25.98	37.00	-11.02	QP	400	110

Note: Level = Reading + Factor

Margin = Level – Limit

Factor= Antenna Factor + Cable Loss - Amplifier Factor

Power :	AC 220V	Pol/Phase :	Vertical
Test Mode 9 :	Full Load 19V/6.31A with GT-43004P12019-T3A (220V/60Hz)	Temperature :	22°C
Memo :	DC 19V/6.31A	Humidity :	50 %
Test Date :	2017.12.05	Transformer :	XF00738

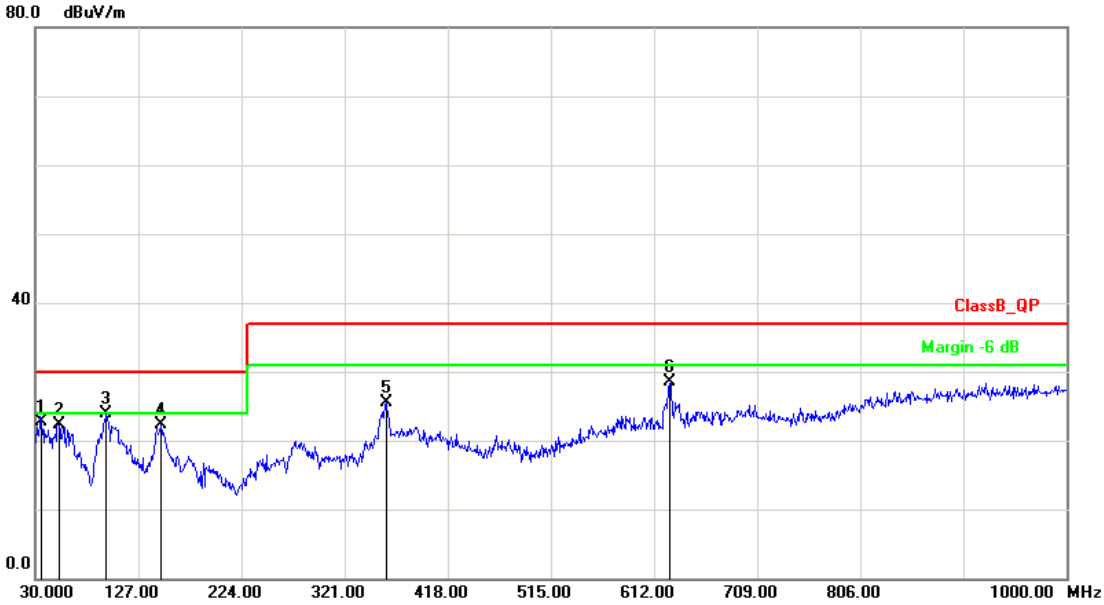

No.	Frequency (MHz)	Factor (dB/m)	Reading (dBuV)	Level (dBuV/m)	Limit (dBuV/m)	Margin (dB)	Det.	Height (cm)	Azimuth (deg)
1	35.8200	-7.09	29.77	22.68	30.00	-7.32	QP	100	55
2	52.3100	-11.37	33.69	22.32	30.00	-7.68	QP	100	195
3	96.9300	-13.54	37.47	23.93	30.00	-6.07	QP	100	36
4	148.3400	-10.52	32.87	22.35	30.00	-7.65	QP	400	258
5	359.8000	-4.86	30.39	25.53	37.00	-11.47	QP	400	320
6	627.5198	1.23	27.28	28.51	37.00	-8.49	QP	400	256

Note: Level = Reading + Factor

Margin = Level – Limit

Factor= Antenna Factor + Cable Loss - Amplifier Factor

Power :	AC 220V	Pol/Phase :	Horizontal
Test Mode 10 :	Half Load 19V/3.155A with GT-43004P12019-T3A (220V/60Hz)	Temperature :	22°C
Memo :	DC 19V/3.155A	Humidity :	50 %
Test Date :	2017.12.05	Transformer :	XF00738

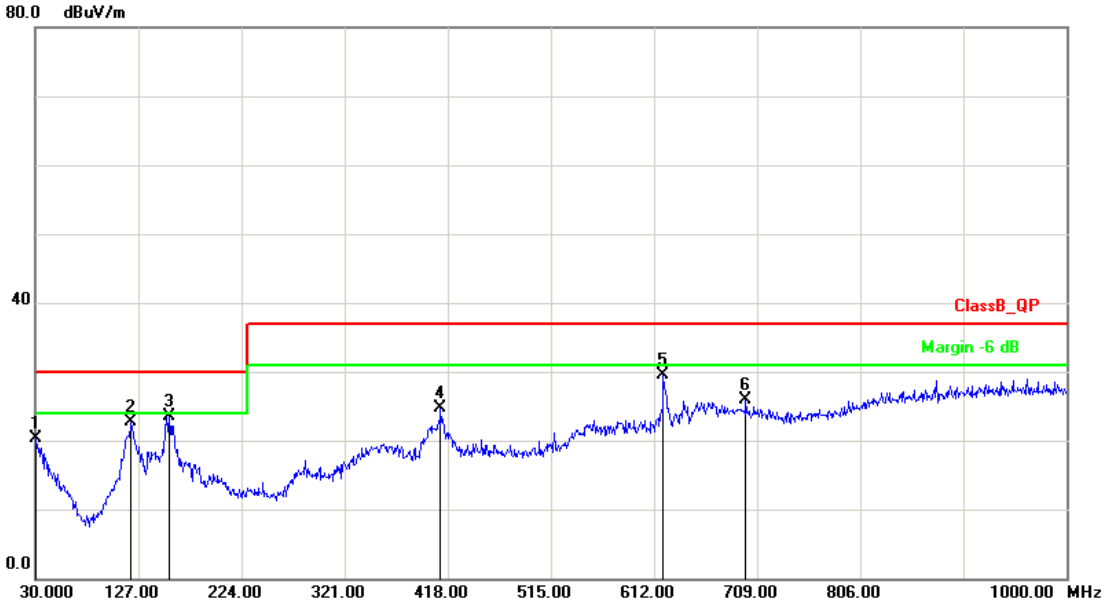

No.	Frequency (MHz)	Factor (dB/m)	Reading (dBuV)	Level (dBuV/m)	Limit (dBuV/m)	Margin (dB)	Det.	Height (cm)	Azimuth (deg)
1	30.9695	-5.75	26.06	20.31	30.00	-9.69	QP	100	62
2	120.2099	-9.82	32.50	22.68	30.00	-7.32	QP	100	122
3	156.0997	-11.16	34.62	23.46	30.00	-6.54	QP	100	144
4	411.2099	-5.48	30.19	24.71	37.00	-12.29	QP	400	88
5	620.7300	1.42	28.06	29.48	37.00	-7.52	QP	400	162
6	698.3300	-0.11	26.09	25.98	37.00	-11.02	QP	400	196

Note: Level = Reading + Factor

Margin = Level – Limit

Factor= Antenna Factor + Cable Loss - Amplifier Factor

Power :	AC 220V	Pol/Phase :	Vertical
Test Mode 10 :	Half Load 19V/3.155A with GT-43004P12019-T3A (220V/60Hz)	Temperature :	22°C
Memo :	DC 19V/3.155A	Humidity :	50 %
Test Date :	2017.12.05	Transformer :	XF00738

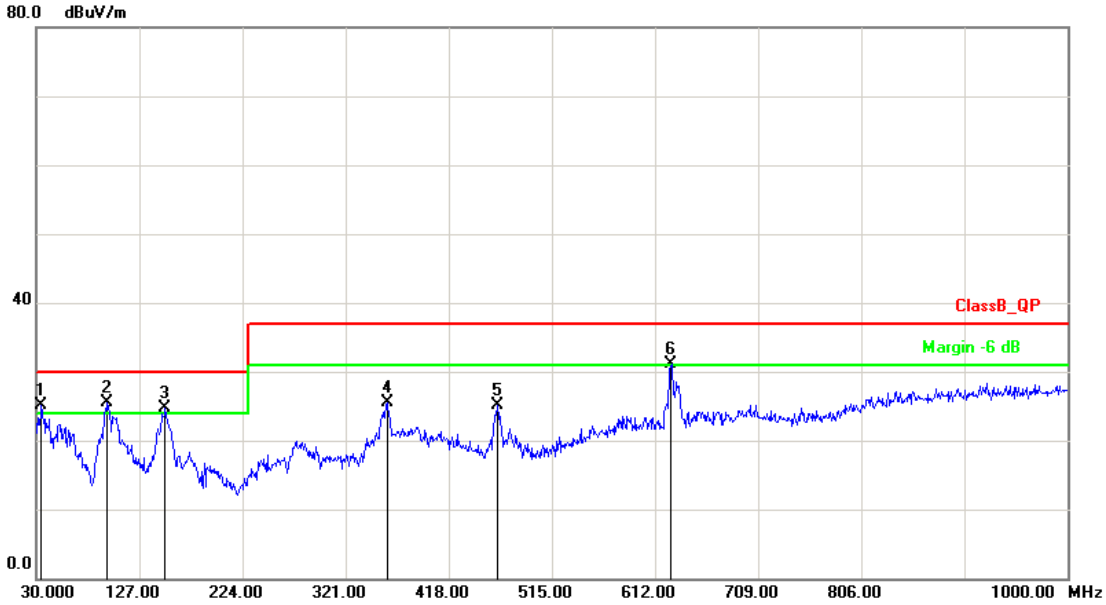

No.	Frequency (MHz)	Factor (dB/m)	Reading (dBuV)	Level (dBuV/m)	Limit (dBuV/m)	Margin (dB)	Det.	Height (cm)	Azimuth (deg)
1	34.8500	-6.82	31.84	25.02	30.00	-4.98	QP	100	87
2	96.9300	-13.54	38.97	25.43	30.00	-4.57	QP	100	166
3	151.2500	-10.76	35.46	24.70	30.00	-5.30	QP	100	188
4	359.8000	-4.86	30.39	25.53	37.00	-11.47	QP	400	44
5	463.5899	-5.56	30.74	25.18	37.00	-11.82	QP	400	285
6	627.5198	1.23	29.78	31.01	37.00	-5.99	QP	400	136

Note: Level = Reading + Factor

Margin = Level – Limit

Factor= Antenna Factor + Cable Loss - Amplifier Factor

Power :	AC 110V	Pol/Phase :	Horizontal
Test Mode 1 :	Full Load 24V/6.25A with GT-43004P15024-T3 (110V/60Hz)	Temperature :	23°C
Memo :	DC 24V/6.25A	Humidity :	51 %
Test Date :	2018.03.01	Transformer :	XF00722

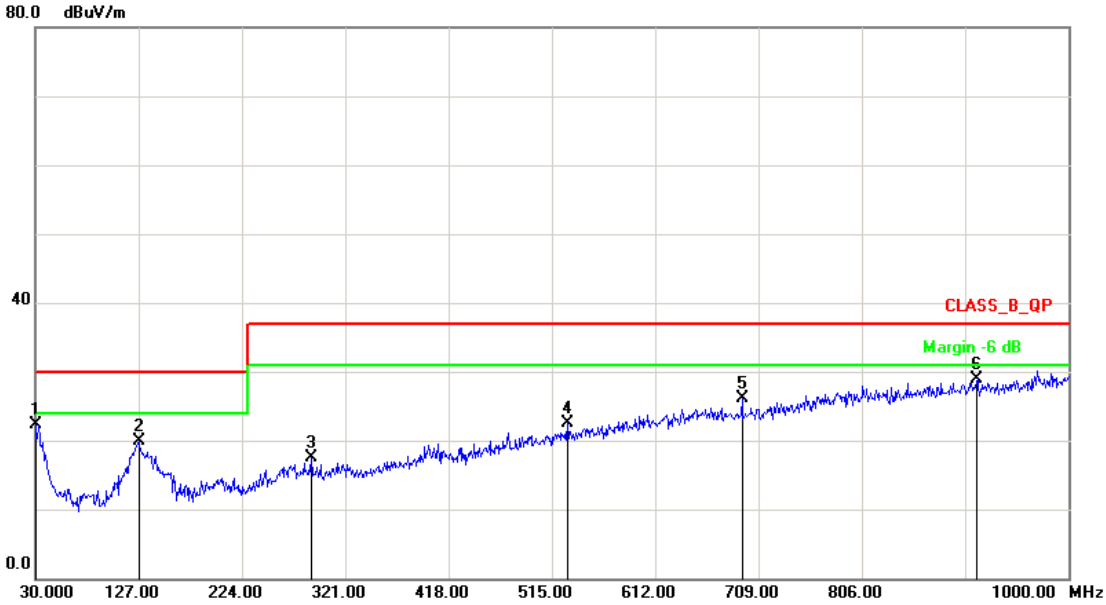

No.	Frequency (MHz)	Factor (dB/m)	Reading (dBuV)	Level (dBuV/m)	Limit (dBuV/m)	Margin (dB)	Det.	Height (cm)	Azimuth (deg)
1	30.0000	-3.26	25.57	22.31	30.00	-7.69	peak	400	158
2	127.0000	-9.85	29.85	20.00	30.00	-10.00	peak	400	326
3	288.9900	-8.80	26.26	17.46	37.00	-19.54	peak	100	0
4	529.5498	-2.43	24.97	22.54	37.00	-14.46	peak	400	247
5	693.4800	-0.17	26.18	26.01	37.00	-10.99	peak	200	143
6	914.6399	3.66	25.32	28.98	37.00	-8.02	peak	100	0

Note: Level = Reading + Factor

Margin = Level – Limit

Factor= Antenna Factor + Cable Loss - Amplifier Factor

Power :	AC 110V	Pol/Phase :	Vertical
Test Mode 1 :	Full Load 24V/6.25A with GT-43004P15024-T3 (110V/60Hz)	Temperature :	23°C
Memo :	DC 24V/6.25A	Humidity :	51 %
Test Date :	2018.03.01	Transformer :	XF00722

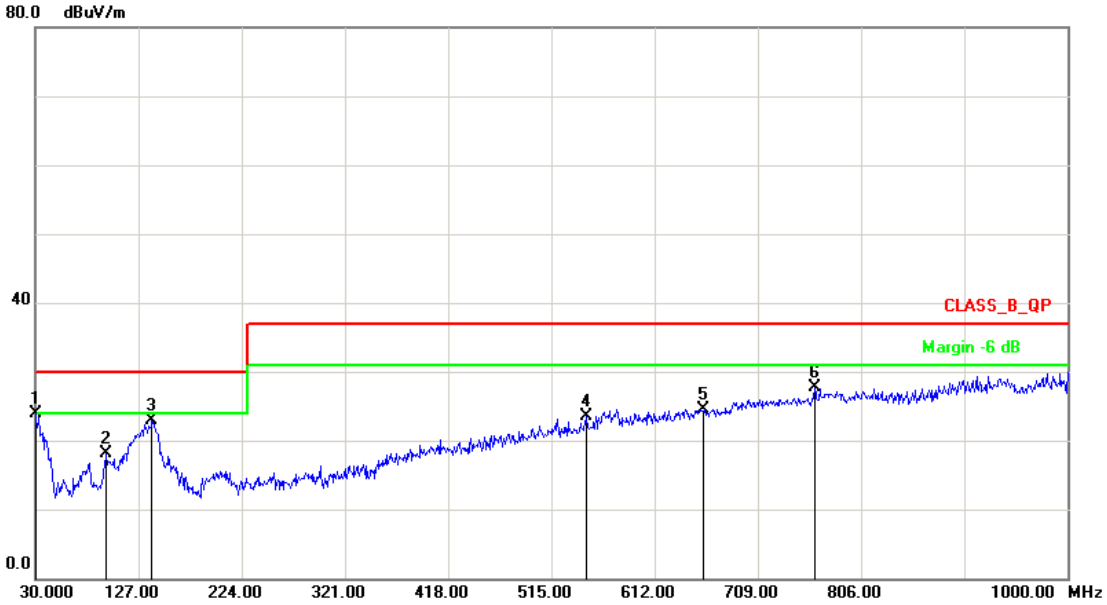

No.	Frequency (MHz)	Factor (dB/m)	Reading (dBuV)	Level (dBuV/m)	Limit (dBuV/m)	Margin (dB)	Det.	Height (cm)	Azimuth (deg)
1	30.0000	-3.26	27.23	23.97	30.00	-6.03	peak	100	82
2	96.9300	-14.57	32.75	18.18	30.00	-11.82	peak	400	0
3	139.6100	-10.40	33.31	22.91	30.00	-7.09	peak	100	157
4	547.9800	-2.08	25.61	23.53	37.00	-13.47	peak	100	326
5	658.5599	-0.13	24.73	24.60	37.00	-12.40	peak	200	114
6	762.3500	1.38	26.23	27.61	37.00	-9.39	peak	200	3

Note: Level = Reading + Factor

Margin = Level – Limit

Factor= Antenna Factor + Cable Loss - Amplifier Factor

Power :	AC 110V	Pol/Phase :	Horizontal
Test Mode 2 :	Full Load 24V/6.25A with GT-43004P15024-T3A (110V/60Hz)	Temperature :	23°C
Memo :	DC 24V/6.25A	Humidity :	51 %
Test Date :	2018.03.01	Transformer :	XF00722

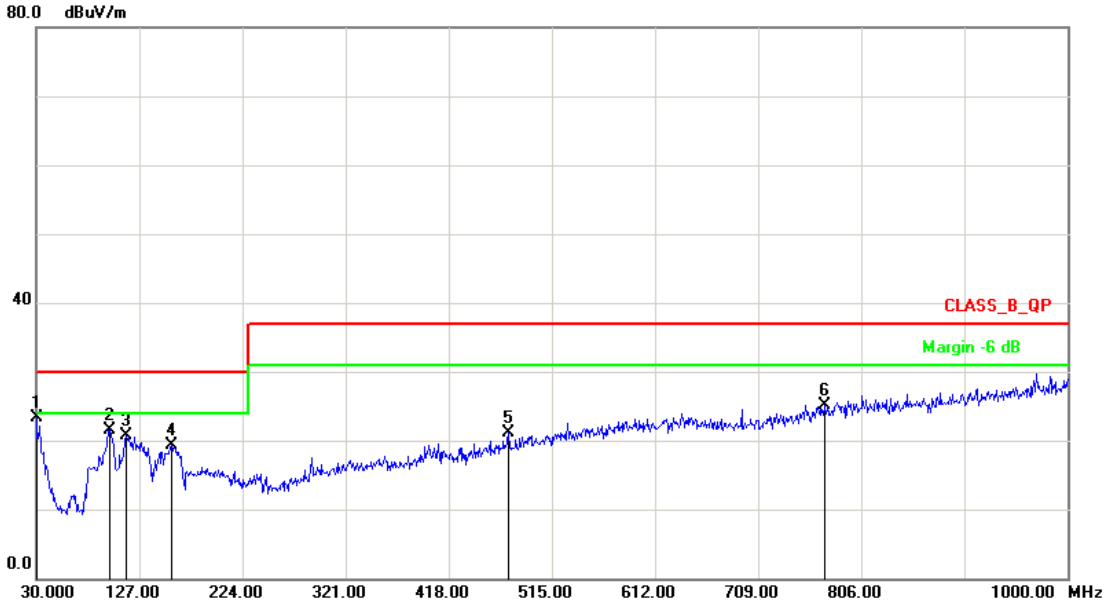

No.	Frequency (MHz)	Factor (dB/m)	Reading (dBuV)	Level (dBuV/m)	Limit (dBuV/m)	Margin (dB)	Det.	Height (cm)	Azimuth (deg)
1	30.0000	-3.26	26.57	23.31	30.00	-6.69	peak	400	27
2	98.8700	-14.08	35.54	21.46	30.00	-8.54	peak	100	188
3	114.3900	-10.74	31.43	20.69	30.00	-9.31	peak	200	92
4	157.0699	-10.80	30.02	19.22	30.00	-10.78	peak	400	314
5	474.2599	-3.85	24.86	21.01	37.00	-15.99	peak	400	51
6	771.0800	1.59	23.53	25.12	37.00	-11.88	peak	300	263

Note: Level = Reading + Factor

Margin = Level – Limit

Factor= Antenna Factor + Cable Loss - Amplifier Factor

Power :	AC 110V	Pol/Phase :	Vertical
Test Mode 2 :	Full Load 24V/6.25A with GT-43004P15024-T3A (110V/60Hz)	Temperature :	23°C
Memo :	DC 24V/6.25A	Humidity :	51 %
Test Date :	2018.03.01	Transformer :	XF00722

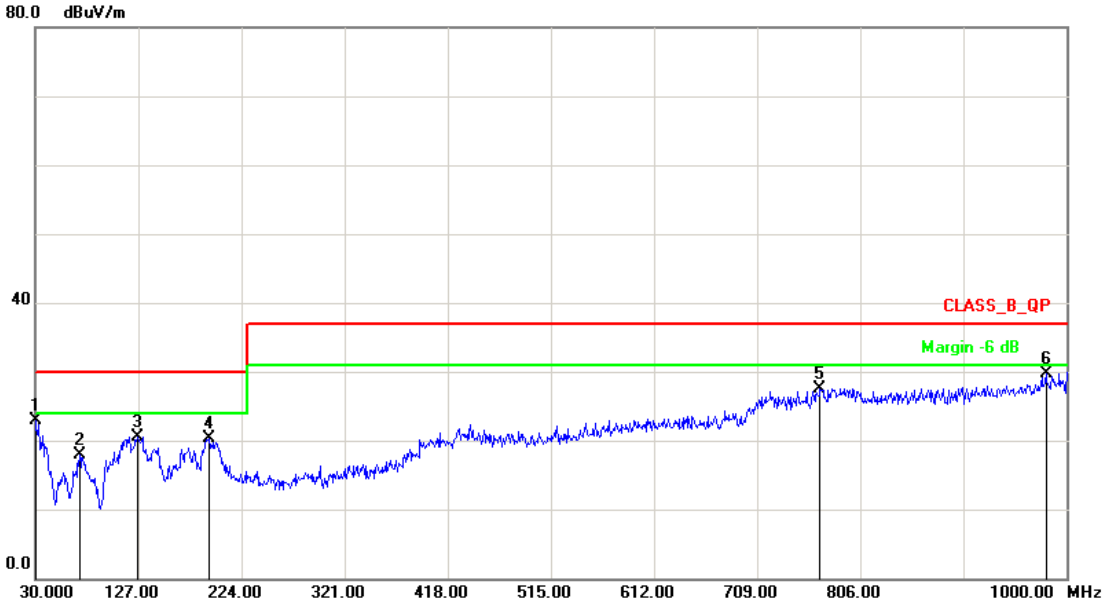

No.	Frequency (MHz)	Factor (dB/m)	Reading (dBuV)	Level (dBuV/m)	Limit (dBuV/m)	Margin (dB)	Det.	Height (cm)	Azimuth (deg)
1	30.0000	-3.26	26.23	22.97	30.00	-7.03	peak	400	0
2	71.7099	-15.81	33.62	17.81	30.00	-12.19	peak	100	189
3	126.0300	-9.81	30.27	20.46	30.00	-9.54	peak	100	163
4	193.9299	-10.39	30.67	20.28	30.00	-9.72	peak	100	24
5	768.1698	1.52	26.06	27.58	37.00	-9.42	peak	400	75
6	980.6000	4.80	24.82	29.62	37.00	-7.38	peak	200	142

Note: Level = Reading + Factor

Margin = Level – Limit

Factor= Antenna Factor + Cable Loss - Amplifier Factor

Power :	AC 110V	Pol/Phase :	Horizontal
Test Mode 3 :	Half Load 24V/3.125A with GT-43004P15024-T3A (110V/60Hz)	Temperature :	23°C
Memo :	DC 24V/3.125A	Humidity :	51 %
Test Date :	2018.03.01	Transformer :	XF00722

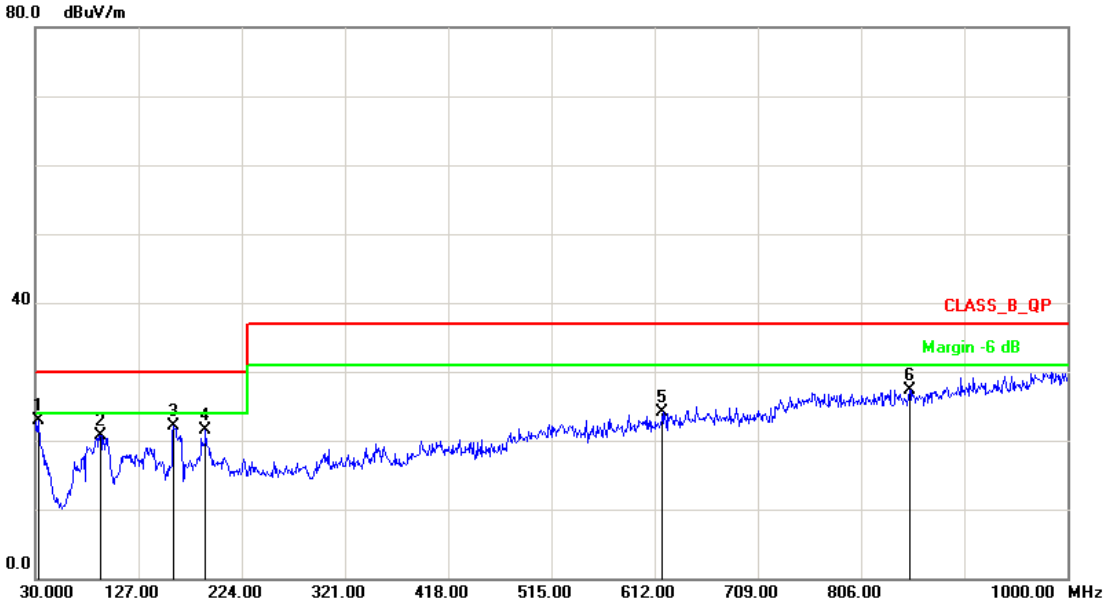

No.	Frequency (MHz)	Factor (dB/m)	Reading (dBuV)	Level (dBuV/m)	Limit (dBuV/m)	Margin (dB)	Det.	Height (cm)	Azimuth (deg)
1	32.9099	-5.36	28.27	22.91	30.00	-7.09	peak	100	41
2	92.0799	-15.79	36.56	20.77	30.00	-9.23	peak	400	263
3	159.9798	-10.86	33.05	22.19	30.00	-7.81	peak	200	351
4	190.0500	-10.70	32.15	21.45	30.00	-8.55	peak	400	0
5	619.7599	-0.97	25.09	24.12	37.00	-12.88	peak	200	0
6	852.5599	2.57	24.82	27.39	37.00	-9.61	peak	100	298

Note: Level = Reading + Factor

Margin = Level – Limit

Factor= Antenna Factor + Cable Loss - Amplifier Factor

Power :	AC 110V	Pol/Phase :	Vertical
Test Mode 3 :	Half Load 24V/3.125A with GT-43004P15024-T3A (110V/60Hz)	Temperature :	23°C
Memo :	DC 24V/3.125A	Humidity :	51 %
Test Date :	2018.03.01	Transformer :	XF00722

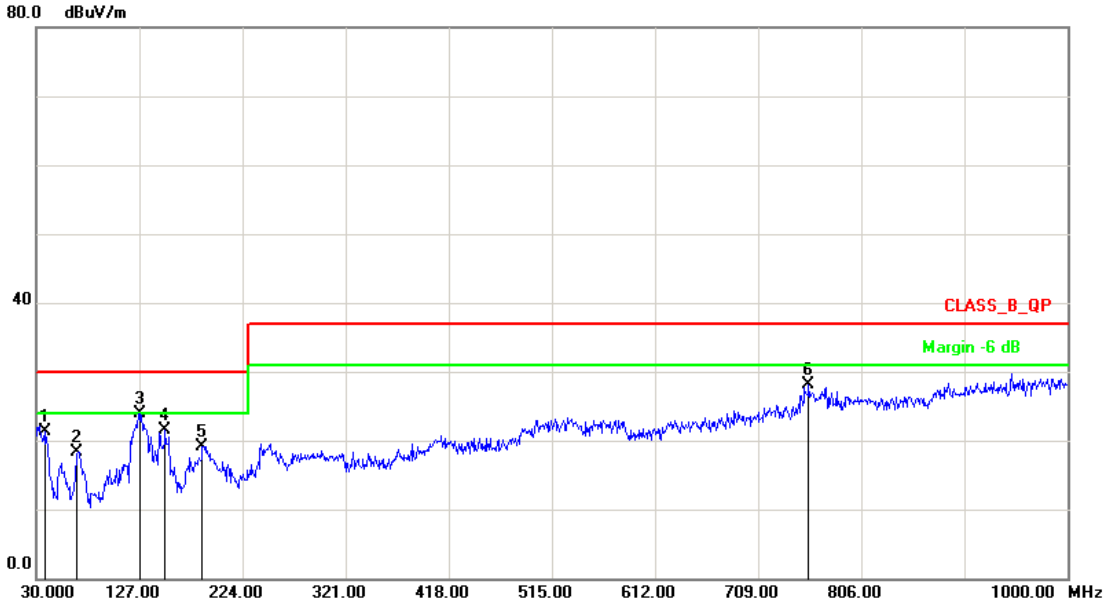

No.	Frequency (MHz)	Factor (dB/m)	Reading (dBuV)	Level (dBuV/m)	Limit (dBuV/m)	Margin (dB)	Det.	Height (cm)	Azimuth (deg)
1	38.7299	-9.56	30.86	21.30	30.00	-8.70	peak	100	152
2	68.7999	-15.83	34.20	18.37	30.00	-11.63	peak	200	0
3	127.9699	-9.90	33.89	23.99	30.00	-6.01	peak	100	263
4	151.2500	-10.67	32.11	21.44	30.00	-8.56	peak	100	29
5	186.1699	-11.00	30.17	19.17	30.00	-10.83	peak	400	74
6	756.5298	1.24	26.84	28.08	37.00	-8.92	peak	100	121

Note: Level = Reading + Factor

Margin = Level – Limit

Factor= Antenna Factor + Cable Loss - Amplifier Factor

Power :	AC 220V	Pol/Phase :	Horizontal
Test Mode 4 :	Full Load 24V/6.25A with GT-43004P15024-T3A (220V/60Hz)	Temperature :	23°C
Memo :	DC 24V/6.25A	Humidity :	51 %
Test Date :	2018.03.01	Transformer :	XF00722

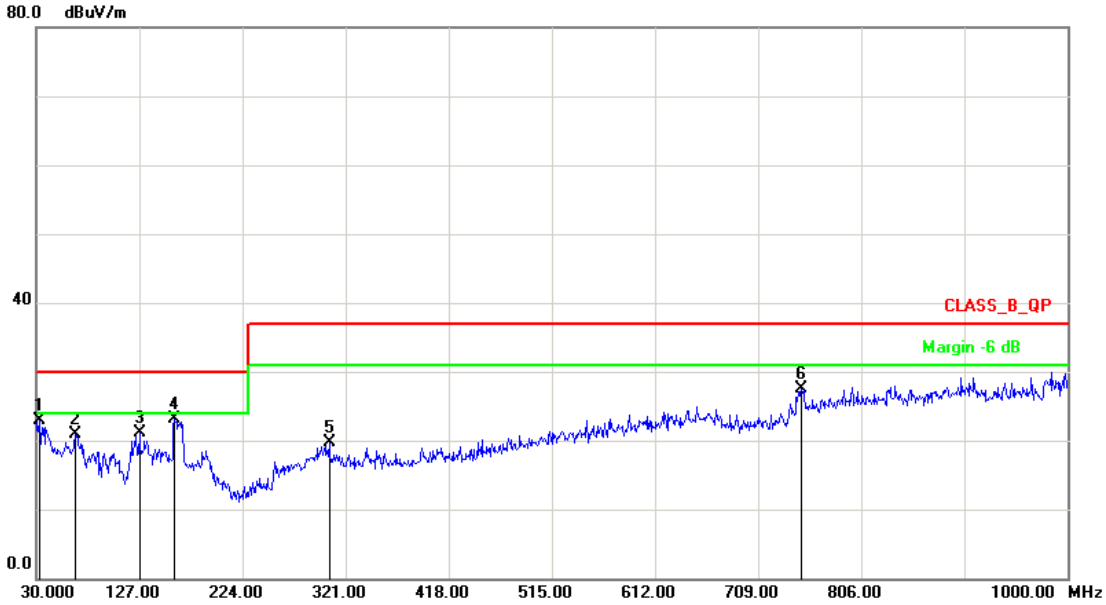

No.	Frequency (MHz)	Factor (dB/m)	Reading (dBuV)	Level (dBuV/m)	Limit (dBuV/m)	Margin (dB)	Det.	Height (cm)	Azimuth (deg)
1	32.9099	-5.36	28.27	22.91	30.00	-7.09	peak	100	157
2	66.8598	-16.02	36.97	20.95	30.00	-9.05	peak	100	326
3	127.0000	-9.85	30.92	21.07	30.00	-8.93	peak	400	82
4	159.9798	-10.86	34.05	23.19	30.00	-6.81	peak	200	0
5	305.4800	-8.56	28.32	19.76	37.00	-17.24	peak	400	41
6	749.7400	1.08	26.46	27.54	37.00	-9.46	peak	400	298

Note: Level = Reading + Factor

Margin = Level – Limit

Factor= Antenna Factor + Cable Loss - Amplifier Factor

Power :	AC 220V	Pol/Phase :	Vertical
Test Mode 4 :	Full Load 24V/6.25A with GT-43004P15024-T3A (220V/60Hz)	Temperature :	23°C
Memo :	DC 24V/6.25A	Humidity :	51 %
Test Date :	2018.03.01	Transformer :	XF00722

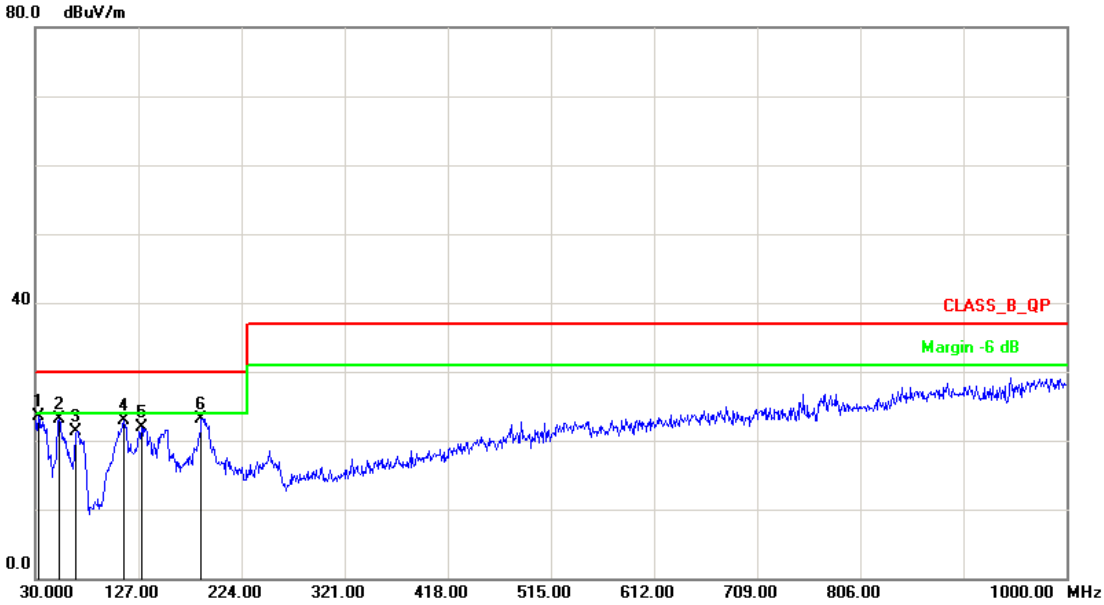

No.	Frequency (MHz)	Factor (dB/m)	Reading (dBuV)	Level (dBuV/m)	Limit (dBuV/m)	Margin (dB)	Det.	Height (cm)	Azimuth (deg)
1	32.9099	-5.36	28.91	23.55	30.00	-6.45	peak	100	187
2	52.3100	-16.33	39.36	23.03	30.00	-6.97	peak	100	246
3	68.7999	-15.83	37.20	21.37	30.00	-8.63	peak	300	283
4	113.4200	-10.95	33.93	22.98	30.00	-7.02	peak	400	32
5	129.9098	-9.98	31.90	21.92	30.00	-8.08	peak	200	0
6	186.1699	-11.00	34.17	23.17	30.00	-6.83	peak	100	116

Note: Level = Reading + Factor

Margin = Level – Limit

Factor= Antenna Factor + Cable Loss - Amplifier Factor

Power :	AC 220V	Pol/Phase :	Horizontal
Test Mode 5 :	Half Load 24V/3.125A with GT-43004P15024-T3A (220V/60Hz)	Temperature :	23°C
Memo :	DC 24V/3.125A	Humidity :	51 %
Test Date :	2018.03.01	Transformer :	XF00722

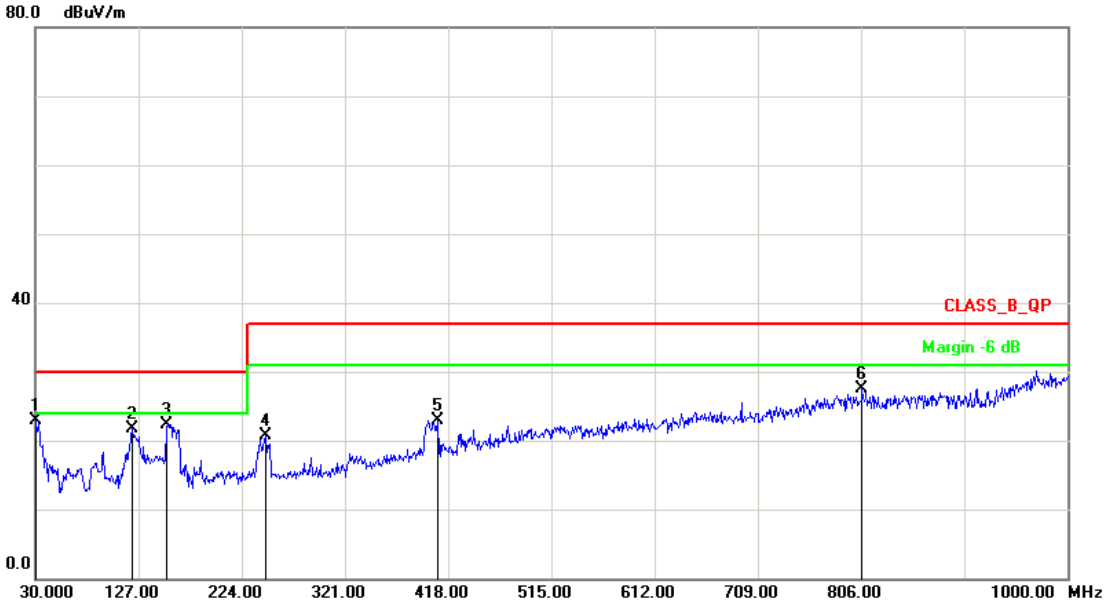

No.	Frequency (MHz)	Factor (dB/m)	Reading (dBuV)	Level (dBuV/m)	Limit (dBuV/m)	Margin (dB)	Det.	Height (cm)	Azimuth (deg)
1	30.0000	-3.26	26.07	22.81	30.00	-7.19	peak	400	157
2	121.1800	-9.60	31.22	21.62	30.00	-8.38	peak	400	360
3	154.1598	-10.73	32.98	22.25	30.00	-7.75	peak	100	2
4	246.3100	-10.59	31.21	20.62	37.00	-16.38	peak	400	11
5	408.3000	-5.26	28.17	22.91	37.00	-14.09	peak	200	269
6	806.9699	2.16	25.30	27.46	37.00	-9.54	peak	100	325

Note: Level = Reading + Factor

Margin = Level – Limit

Factor= Antenna Factor + Cable Loss - Amplifier Factor

Power :	AC 220V	Pol/Phase :	Vertical
Test Mode 5 :	Half Load 24V/3.125A with GT-43004P15024-T3A (220V/60Hz)	Temperature :	23°C
Memo :	DC 24V/3.125A	Humidity :	51 %
Test Date :	2018.03.01	Transformer :	XF00722

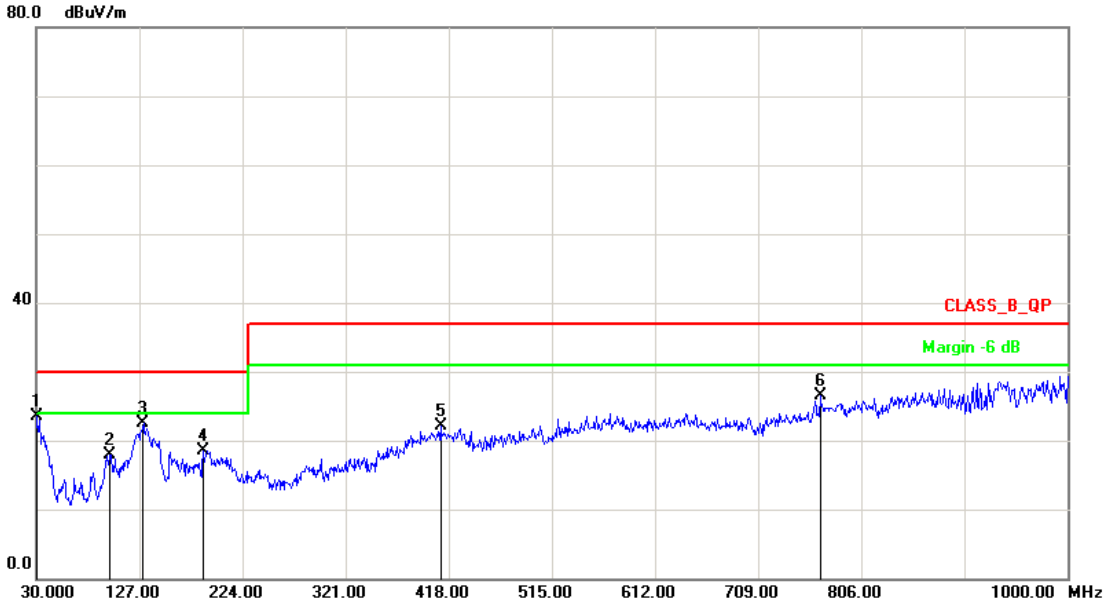

No.	Frequency (MHz)	Factor (dB/m)	Reading (dBuV)	Level (dBuV/m)	Limit (dBuV/m)	Margin (dB)	Det.	Height (cm)	Azimuth (deg)
1	30.0000	-3.26	26.73	23.47	30.00	-6.53	peak	400	164
2	98.8700	-14.08	32.03	17.95	30.00	-12.05	peak	100	26
3	130.8798	-10.02	32.45	22.43	30.00	-7.57	peak	100	153
4	187.1399	-10.92	29.51	18.59	30.00	-11.41	peak	100	0
5	410.2400	-5.26	27.34	22.08	37.00	-14.92	peak	100	322
6	767.2000	1.50	25.03	26.53	37.00	-10.47	peak	100	175

Note: Level = Reading + Factor

Margin = Level – Limit

Factor= Antenna Factor + Cable Loss - Amplifier Factor

測試工程師: 張秀錄

4.6. 輻射量測之配置照片(30MHz-1GHz)

正面照



背面照



5. 對策元件及干擾源一覽表

5.1. 對策元件

詳如申請文件之附件。

5.2. 干擾源

詳如申請文件之附件。