德凱認證股份有限公司 林口實驗室

標準檢驗局指定試驗室認可編號：

SL2-IS/IN/R1/R2/A1 –E-0061

SL2-R1-F-0012

BSMI 商品電磁相容型式試驗報告

產品名稱 ： 電源供應器

型　　號 ： GTM96900P8512-T3, GTM96900P8512-T3A, GTM96900P8512-T3TAB, GTM96900P9012-T3, GTM96900P9012-T3A, GTM96900P9012-T3TAB, GTM96900P9015-T3, GTM96900P9015-T3A, GTM96900P9015-T3TAB, GTM96900P9019-T3, GTM96900P9019-T3A, GTM96900P9019-T3TAB, GTM96900P4524-T3, GTM96900P4524-T3A, GTM96900P4524-T3TAB, GTM96900P6024-T3, GTM96900P6024-T3A, GTM96900P6024-T3TAB, GTM96900P9024-T3, GTM96900P9024-T3A, GTM96900P9024-T3TAB, GTM96900P6048-T3, GTM96900P6048-T3A, GTM96900P6048-T3TAB, GTM96900P9048-T3, GTM96900P9048-T3A, GTM96900P9048-T3TAB, GTM96900P9054-T3, GTM96900P9054-T3A, GTM96900P9054-T3TAB

申請者 ： 泓澤檢測設備股份有限公司

地址 ： 新北市汐止區汐萬路 3 段 199 巷 1 弄 18 號

樣品日期 ： 110 年 06 月 11 日

報告發行日期 ： 110 年 07 月 01 日

報告編號 ： 2160507R-E3012120001

報告版本 ： V1.0

Testing Laboratory

3023

本測試報告只針對受測樣品有效。
本測試報告內之測試結果可藉由測試儀器設備之校正報告與本報告內所評估量測不確定度追溯至國家或國際標準。
不得使用本報告宣稱產品是由 TAF 或任何政府機構背書。
本測試報告非經德凱認證股份有限公司同意不可複製使用。
對各個測試系統與伴隨的連接設施，所執行的量測項目的量測不確定度，在此提供做為系統資訊的參考，符合性決定不考慮測試系統的不確定度而是基於符合性測試的結果決定。

電磁相容量測報告

報告發行日期: 110 年 07 月 01 日
報告編號 : 2160507R-E3012120001

產品名稱	:	電源供應器
申請者	:	泓澤檢測設備股份有限公司
地址	:	新北市汐止區汐萬路3段199巷1弄18號
製造廠商	:	環球特科(蘇州)電源科技有限公司
地址	:	中國江蘇蘇州工業園區金陵東路 76 號 4 棟
型號	:	GTM96900P8512-T3, GTM96900P8512-T3A, GTM96900P8512-T3TAB, GTM96900P9012-T3, GTM96900P9012-T3A, GTM96900P9012-T3TAB, GTM96900P9015-T3, GTM96900P9015-T3A, GTM96900P9015-T3TAB, GTM96900P9019-T3, GTM96900P9019-T3A, GTM96900P9019-T3TAB, GTM96900P4524-T3, GTM96900P4524-T3A, GTM96900P4524-T3TAB, GTM96900P6024-T3, GTM96900P6024-T3A, GTM96900P6024-T3TAB, GTM96900P9024-T3, GTM96900P9024-T3A, GTM96900P9024-T3TAB, GTM96900P6048-T3, GTM96900P6048-T3A, GTM96900P6048-T3TAB, GTM96900P9048-T3, GTM96900P9048-T3A, GTM96900P9048-T3TAB, GTM96900P9054-T3, GTM96900P9054-T3A, GTM96900P9054-T3TAB
商標或廠牌	:	GlobTek, Inc.
待測物額定電壓	:	AC 100-240Vac, 50-60Hz, 1.5A
待測物測試電壓	:	AC 110 V / 60 Hz
該產品樣品試驗依據之試驗標準	:	CNS 13438 (95年完整版) 乙類
試驗結果	:	符合
測試實驗室	:	德凱認證股份有限公司 林口實驗室 新北市林口區瑞平里瑞樹坑 5-22 號 Tel: +886 2 8601 3788 / Fax: +886 2 8601 3789

報告製作者 : 周家琪

(高級工程行政專員 / 周家琪)

測試工程師 : 謝億偉

(高級工程師 / 謝億偉)

實驗室簽署人 : 林介書

(協理 / 林介書)

實 驗 室 基 本 資 料

德凱認證股份有限公司是家專為無線產品、手機、通訊、電磁相容及安全規範的技術測試暨認證顧問之專業實驗室，實驗室秉持著公正客觀的態度及全套完整測試設備，和本身完善的品質系統，實驗室皆依 ISO/IEC 17025、EN 45001 及 ISO/IEC Guide 25 管理實驗室，並取得各國認證機構之合格證書
實驗室之詳細地址、位置與聯絡方式，可由德凱認證股份有限公司的網站查詢，網址:
http://www.dekra.com.tw

新竹實驗室	臺灣新竹縣芎林鄉永興村王爺坑 3 鄰 75-2 號
	TEL : 886-3-592-8858 / FAX : 886-3-592-8859
	臺灣新竹市埔頂路 22 號
	TEL : 886-3-579-5766 / FAX : 886-3-579-5756
	E-Mail : info.tw@dekra.com
	財團法人全國認證基金會 認證
認證編號	3024
特定服務計劃	商品檢驗指定試驗室認證服務計劃
BSMI 認可代號	SL2-IS/IN/R1/R2/A1/L1-E-0062
認證有效期限	民國一百一十一年十二月二十七日
林口實驗室	臺灣新北市林口區瑞樹坑 5-22 號
	TEL : 886-2-8601-3788 / FAX : 886-2-8601-3789
	E-Mail : info.tw@dekra.com
	財團法人全國認證基金會 認證
認證編號	3023
特定服務計劃	商品檢驗指定試驗室認證服務計劃
林口實驗室	中国蘇州市蘇州工業園區宏業路 99 號
延伸測試場地	
	TEL:+86-512-6251-5088 / FAX:+86-512-6251-5098
BSMI 認可代號	SL2-IS/IN/R1/R2/A1-E-0061
認證有效期限	民國一百一十二年十二月十二日
蘇州實驗室	中国蘇州市蘇州工業園區宏業路 99 號
	TEL:+86-512-6251-5088 / FAX:+86-512-6251-5098
	E-Mail : info.tw@dekra.com
	財團法人全國認證基金會 認證
認證編號	1596
特定服務計劃	商品檢驗指定試驗室認證服務計劃
BSMI 認可代號	SL2-IS/IN/R1/R2/A1-E-0061
認證有效期限	民國一百一十年七月二十五日

目　　錄

項目　　頁數
1.　基本資料.....6
1.1. 待測裝置描述.....6
1.2. 型號差異說明.....7
1.3. 待測裝置驗證說明.....8
1.4. 待測裝置之試驗條件.....9
1.5. 測試時之週邊裝置.....10
1.6. 系統測試時之組合圖.....10
1.7. 測試結果待測裝置測試時之典型操作程序.....11
2.　量測條件.....12
2.1. 量測結論.....12
2.2. 測試設備.....13
2.3. 量測不確定性.....14
2.4. 試驗環境.....15
3.　電源端點干擾測試.....16
3.1. 引用標準.....16
3.2. 電源端點干擾測試架構圖.....16
3.3. 電源端點干擾限制值.....16
3.4. 電源端點干擾量測程序.....17
3.5. 測試結果.....18
3.6. 測試相片.....66
4.　輻射干擾(1GHz 以下).....90
4.1. 引用標準.....90
4.2. 測試架構圖.....90
4.3. 限制值.....90
4.4. 量測程序.....91
4.5. 測試結果.....92
4.6. 測試相片.....140
5. 附錄
➢ 待測裝置相片

Revision History

Report No.	Version	Description	Issued Date
2160507R-E3012120001	V1.0	Initial issue of report	2021-07-01

1. 基本資料

1.1. 待測裝置描述

產品名稱	電源供應器
商標或廠牌	GlobTek, Inc.
型號	GTM96900P8512-T3, GTM96900P8512-T3A, GTM96900P8512-T3TAB, GTM96900P9012-T3, GTM96900P9012-T3A, GTM96900P9012-T3TAB, GTM96900P9015-T3, GTM96900P9015-T3A, GTM96900P9015-T3TAB, GTM96900P9019-T3, GTM96900P9019-T3A, GTM96900P9019-T3TAB, GTM96900P4524-T3, GTM96900P4524-T3A, GTM96900P4524-T3TAB, GTM96900P6024-T3, GTM96900P6024-T3A, GTM96900P6024-T3TAB, GTM96900P9024-T3, GTM96900P9024-T3A, GTM96900P9024-T3TAB, GTM96900P6048-T3, GTM96900P6048-T3A, GTM96900P6048-T3TAB, GTM96900P9048-T3, GTM96900P9048-T3A, GTM96900P9048-T3TAB, GTM96900P9054-T3, GTM96900P9054-T3A, GTM96900P9054-T3TAB

詳細如下	
Power Supply (1)	M/N: GTM96900P9012-T3 (12V 7.5A), Non-shielded, 1.26m
Power Supply (2)	M/N: GTM96900P9015-T3 (15V 6A), Non-shielded, 1.2m
Power Supply (3)	M/N: GTM96900P9019-T3 (19V 4.73A), Non-shielded, 1.25m
Power Supply (4)	M/N: GTM96900P9024-T3 (24V 3.75A), Non-shielded, 1.5m
Power Supply (5)	M/N: GTM96900P9048-T3 (48V 1.875A), Non-shielded, 1.5m
Power Supply (6)	M/N: GTM96900P9054-T3 (54V 1.66A), Non-shielded, 1.5m

主測型號為 GTM96900P9012-T3, GTM96900P9015-T3, GTM96900P9019-T3, GTM96900P9024-T3, GTM96900P9048-T3 與 GTM96900P9054-T3.

1.2. 型號差異說明

型號差異只在於型號名稱、輸出電壓電流、變壓器以及電源插接器類型不同，其它皆相同，具體詳見如下表格:

No.	型號	輸入額定	輸出額定	電源插接器類型	變壓器
1	GTM96900P8512-T3	100-240Vac, 50-60Hz, 1.5A	12Vdc, 7.08A, 85W	C14	TF047
2	GTM96900P8512-T3A		12Vdc, 7.08A, 85W	C6	
3	GTM96900P8512-T3TAB		12Vdc, 7.08A, 85W	C14	
4	GTM96900P9012-T3		12Vdc, 7.5A, 90W	C14	
5	GTM96900P9012-T3A		12Vdc, 7.5A, 90W	C6	
6	GTM96900P9012-T3TAB		12Vdc, 7.5A, 90W	C14	
7	GTM96900P9015-T3		15Vdc, 6.0A, 90W	C14	TF048
8	GTM96900P9015-T3A		15Vdc, 6.0A, 90W	C6	
9	GTM96900P9015-T3TAB		15Vdc, 6.0A, 90W	C14	
10	GTM96900P9019-T3		19Vdc, 4.73A, 90W	C14	TF072
11	GTM96900P9019-T3A		19Vdc, 4.73A, 90W	C6	
12	GTM96900P9019-T3TAB		19Vdc, 4.73A, 90W	C14	
13	GTM96900P4524-T3		24Vdc, 1.87A, 45W	C14	TF049
14	GTM96900P4524-T3A		24Vdc, 1.87A, 45W	C6	
15	GTM96900P4524-T3TAB		24Vdc, 1.87A, 45W	C14	
16	GTM96900P6024-T3		24Vdc, 2.5A, 60W	C14	
17	GTM96900P6024-T3A		24Vdc, 2.5A, 60W	C6	
18	GTM96900P6024-T3TAB		24Vdc, 2.5A, 60W	C14	
19	GTM96900P9024-T3		24Vdc, 3.75A, 90W	C14	
20	GTM96900P9024-T3A		24Vdc, 3.75A, 90W	C6	
21	GTM96900P9024-T3TAB		24Vdc, 3.75A, 90W	C14	
22	GTM96900P6048-T3		48Vdc, 1.25A, 60W	C14	TF050
23	GTM96900P6048-T3A		48Vdc, 1.25A, 60W	C6	
24	GTM96900P6048-T3TAB		48Vdc, 1.25A, 60W	C14	
25	GTM96900P9048-T3		48Vdc, 1.875A, 90W	C14	
26	GTM96900P9048-T3A		48Vdc, 1.875A, 90W	C6	
27	GTM96900P9048-T3TAB		48Vdc, 1.875A, 90W	C14	
28	GTM96900P9054-T3		54Vdc, 1.66A, 90W	C14	TF074
29	GTM96900P9054-T3A		54Vdc, 1.66A, 90W	C6	
30	GTM96900P9054-T3TAB		54Vdc, 1.66A, 90W	C14	

設備型號均有兩種保護接地的方式見如下：

1) 電源插接器的地腳連接 20AWG 的線至二次側零件 R37 後，詳見照片.
2) 電源插接器的地腳連接 20AWG 的線至 CY2 後，詳見照片.

1.3. 待測裝置驗證說明

待測裝置規格說明:
待測裝置帶有多個輸出/入介面,其介面規格如下說明:

	介面名稱		數量	介面內容說明
(1)	輸出	DC Out Port	1	接至 Load

1.4. 待測裝置之試驗條件

待測裝置依功能特性，驗證其各種功能組合並執行下列電磁干擾驗證測試.

<table>
<tr><td colspan="2">(1) 依功能特性,經交叉組合測試,選擇下列試驗模式為初測模式,如下所示</td></tr>
<tr><td colspan="2">Mode 1: GTM96900P9012-T3, Full Load, 12V/7.5A(1.6Ω), AC 110V
Mode 2: GTM96900P9012-T3, Half Load, 12V/3.75A(3.2Ω), AC 110V
Mode 3: GTM96900P9012-T3, Full Load, 12V/7.5A(1.6Ω), AC 220V
Mode 4: GTM96900P9012-T3, Half Load, 12V/3.75A(3.2Ω), AC 220V
Mode 5: GTM96900P9015-T3, Full Load, 15V/6A(2.5Ω), AC 110V
Mode 6: GTM96900P9015-T3, Half Load, 15V/3A(5Ω), AC 110V
Mode 7: GTM96900P9015-T3, Full Load, 15V/6A(2.5Ω), AC 220V
Mode 8: GTM96900P9015-T3, Half Load, 15V/3A(5Ω), AC 220V
Mode 9: GTM96900P9019-T3, Full Load, 19V/4.73A(4Ω), AC 110V
Mode 10: GTM96900P9019-T3, Half Load, 19V/2.36A(8Ω), AC 110V
Mode 11: GTM96900P9019-T3, Full Load, 19V/4.73A(4Ω), AC 220V
Mode 12: GTM96900P9019-T3, Half Load, 19V/2.36A(8Ω), AC 220V
Mode 13: GTM96900P9024-T3, Full Load, 24V/3.75A(6.4Ω), AC 110V
Mode 14: GTM96900P9024-T3, Half Load, 24V/1.87A(12.8Ω), AC 110V
Mode 15: GTM96900P9024-T3, Full Load, 24V/3.75A(6.4Ω), AC 220V
Mode 16: GTM96900P9024-T3, Half Load, 24V/1.87A(12.8Ω), AC 220V
Mode 17: GTM96900P9048-T3, Full Load, 48V/1.875A(25.6Ω), AC 110V
Mode 18: GTM96900P9048-T3, Half Load, 48V/0.937A(51.2Ω), AC 110V
Mode 19: GTM96900P9048-T3, Full Load, 48V/1.875A(25.6Ω), AC 220V
Mode 20: GTM96900P9048-T3, Half Load, 48V/0.937A(51.2Ω), AC 220V
Mode 21: GTM96900P9054-T3, Full Load, 54V/1.66A(32.5Ω), AC 110V
Mode 22: GTM96900P9054-T3, Half Load, 54V/0.83A(65Ω), AC 110V
Mode 23: GTM96900P9054-T3, Full Load, 54V/1.66A(32.5Ω), AC 220V
Mode 24: GTM96900P9054-T3, Half Load, 54V/0.83A(65Ω), AC 220V</td></tr>
<tr><td colspan="2">(2) 依上列初測模式選擇下列最差模式為最終測試並記錄於後</td></tr>
<tr><td>Emission</td><td>Mode 1: GTM96900P9012-T3, Full Load, 12V/7.5A(1.6Ω), AC 110V
Mode 2: GTM96900P9012-T3, Half Load, 12V/3.75A(3.2Ω), AC 110V
Mode 3: GTM96900P9012-T3, Full Load, 12V/7.5A(1.6Ω), AC 220V
Mode 4: GTM96900P9012-T3, Half Load, 12V/3.75A(3.2Ω), AC 220V
Mode 5: GTM96900P9015-T3, Full Load, 15V/6A(2.5Ω), AC 110V
Mode 6: GTM96900P9015-T3, Half Load, 15V/3A(5Ω), AC 110V
Mode 7: GTM96900P9015-T3, Full Load, 15V/6A(2.5Ω), AC 220V
Mode 8: GTM96900P9015-T3, Half Load, 15V/3A(5Ω), AC 220V
Mode 9: GTM96900P9019-T3, Full Load, 19V/4.73A(4Ω), AC 110V
Mode 10: GTM96900P9019-T3, Half Load, 19V/2.36A(8Ω), AC 110V
Mode 11: GTM96900P9019-T3, Full Load, 19V/4.73A(4Ω), AC 220V
Mode 12: GTM96900P9019-T3, Half Load, 19V/2.36A(8Ω), AC 220V
Mode 13: GTM96900P9024-T3, Full Load, 24V/3.75A(6.4Ω), AC 110V
Mode 14: GTM96900P9024-T3, Half Load, 24V/1.87A(12.8Ω), AC 110V
Mode 15: GTM96900P9024-T3, Full Load, 24V/3.75A(6.4Ω), AC 220V
Mode 16: GTM96900P9024-T3, Half Load, 24V/1.87A(12.8Ω), AC 220V
Mode 17: GTM96900P9048-T3, Full Load, 48V/1.875A(25.6Ω), AC 110V
Mode 18: GTM96900P9048-T3, Half Load, 48V/0.937A(51.2Ω), AC 110V
Mode 19: GTM96900P9048-T3, Full Load, 48V/1.875A(25.6Ω), AC 220V
Mode 20: GTM96900P9048-T3, Half Load, 48V/0.937A(51.2Ω), AC 220V
Mode 21: GTM96900P9054-T3, Full Load, 54V/1.66A(32.5Ω), AC 110V
Mode 22: GTM96900P9054-T3, Half Load, 54V/0.83A(65Ω), AC 110V
Mode 23: GTM96900P9054-T3, Full Load, 54V/1.66A(32.5Ω), AC 220V
Mode 24: GTM96900P9054-T3, Half Load, 54V/0.83A(65Ω), AC 220V</td></tr>
</table>

1.5. 測試時之週邊裝置

待測裝置測試時，其搭配系統測試時之週邊裝置包括如下:

週邊裝置名稱		製造商	產品型號	序號	電源線	檢磁
1	Load	N/A	N/A	N/A	Non-shielded, 0.9m	N/A

1.6. 系統測試時之組合圖

組合圖

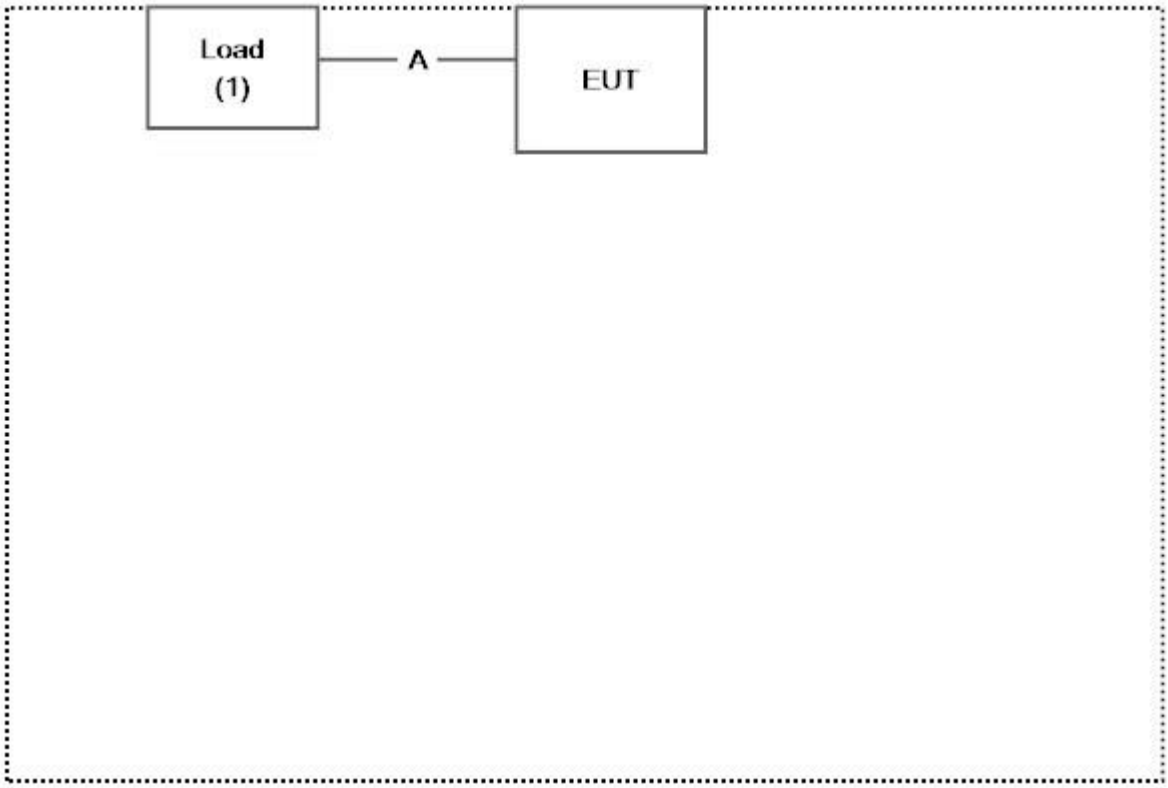

信號線名稱		信號線特性說明
A	DC Cable (Mode 1~Mode 4)	Non-shielded, 1.26m, with one ferrite core bonded.
A	DC Cable (Mode 5~Mode 8)	Non-shielded, 1.2m, with one ferrite core bonded.
A	DC Cable (Mode 9~Mode 12)	Non-shielded, 1.25m
A	DC Cable (Mode 13~Mode 24)	Non-shielded, 1.5m

1.7. 測試結果待測裝置測試時之典型操作程序

1	將 EUT 與週邊依接線圖所示,作其擺設。
2	調整負載數值至測試模式。
3	連接電源，確認 EUT 輸出電壓、電流正確。
4	開始測試。

2. 量測條件

2.1. 量測結論

測試項目	引用標準	是否測試	結論
電源端點傳導干擾	CNS 13438:95 年完整版	是	符合
電信埠之傳導干擾	CNS 13438:95 年完整版	否	不適用
輻射干擾(1GHz 以下)	CNS 13438:95 年完整版	是	符合
輻射干擾(1GHz 以上)	CNS 13438:95 年完整版	否	不適用

Note: 此待測物無通訊埠，電信埠之傳導干擾項目不需測試。

此待測物工作頻率未超過 108MHz，故輻射干擾(1GHz 以上) 項目不需測試。

2.2. 測試設備

電源端點傳導干擾 / SR1

儀器名稱	製造廠商	型號	序號	校正日期
EMI Test Receiver	R&S	ESR3	102473	2020/08/07
LISN	R&S	ENV216	101105	2021/05/04
LISN	R&S	ESH3-Z5	836679/023	2021/04/22
Coaxial Cable	DEKRA	RG 400	LC016-RG	2021/06/18

輻射干擾(1GHz 以下) / Site2

儀器名稱	製造廠商	型號	序號	校正日期
Bilog Antenna	Schaffner Chase	CBL6112B	2921	2020/07/09
EMI Test Receiver	R&S	ESCS 30	100369	2020/12/09
Coaxial Cable	DEKRA	RG 214	LC002-RG	2021/06/10
Pre-Amplifier	Jet-Power	JPA-10M1G33	170101000330009	2021/06/10
Coaxial signal switch	Anritsu	MP59B	6200436230	2021/06/10
Site2 NSA	DEKRA	N/A	N/A	2021/06/10

2.3. 量測不確定性

電源端點傳導干擾
此項測試之量測不確定度等於 ± 3.44 dB
輻射干擾(1GHz 以下)
此項測試之量測不確定度等於 ± 4.22 dB

2.4. 試驗環境

測試項目	項目	需求值
電源端點傳導干擾	溫度 Temperature (°C)	10-40
	濕度 Humidity (%RH)	10-90
輻射干擾(1GHz 以下)	溫度 Temperature (°C)	10-40
	濕度 Humidity (%RH)	10-90

3. 電源端點干擾測試

3.1. 引用標準

量測時引用標準依據：CNS 13438:95 年完整版

3.2. 電源端點干擾測試架構圖

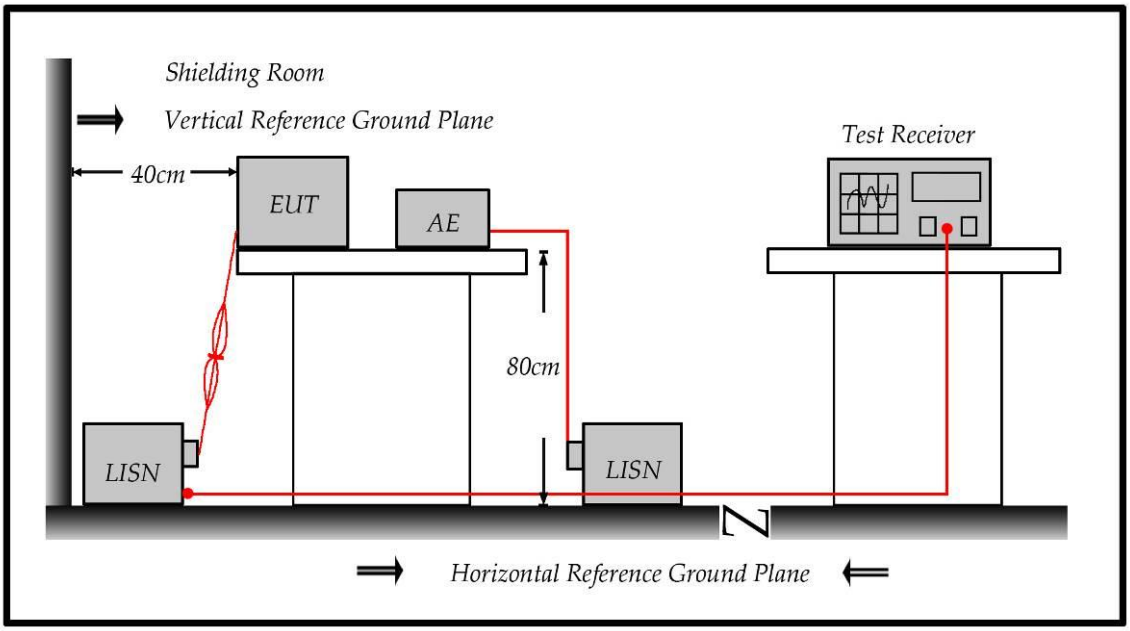

3.3. 電源端點干擾限制值

電源端點干擾限制值		
頻率範圍 (MHz)	準峰值 (dBuV)	平均值 (dBuV)
0.15 - 0.50	66 – 56	56 - 46
0.50 - 5.0	56	46
5.0 - 30	60	50

備註 ： 上表中，在頻帶交接處以較低之限制值為準。

3.4. 電源端點干擾量測程序

待測物置於高 80 公分之非導體桌面（落地型產品置於地上），將待測物之電源線接至電源阻抗網路器（LISN），同時保持待測物至 LISN 距 80 公分，並將電源線多餘部份以 30 至 40 公分之八字形捆綁於電源線中央，於在正常工作狀態下，執行待測物之火線與參考大地之間，以及中性線與參考大地之間各一次量測。

電源端點場強之測量範圍由 0.15MHz – 30MHz，所量測之讀值皆為準尖峰值（Quasi-Peak Value）及平均值（Average Value）。場強接收機之解析頻寬為 9kHz。

3.5. 測試結果

Model No	GTM96900P9012-T3	Site	SR1
Test Voltage	AC 110V/60Hz	Test Date	2021/6/18
Test Mode	Mode 1	Engineer	Star Hsu
Phase	L1	Temperature (℃)	24.9
Test Condition	--	Humidity (%RH)	51

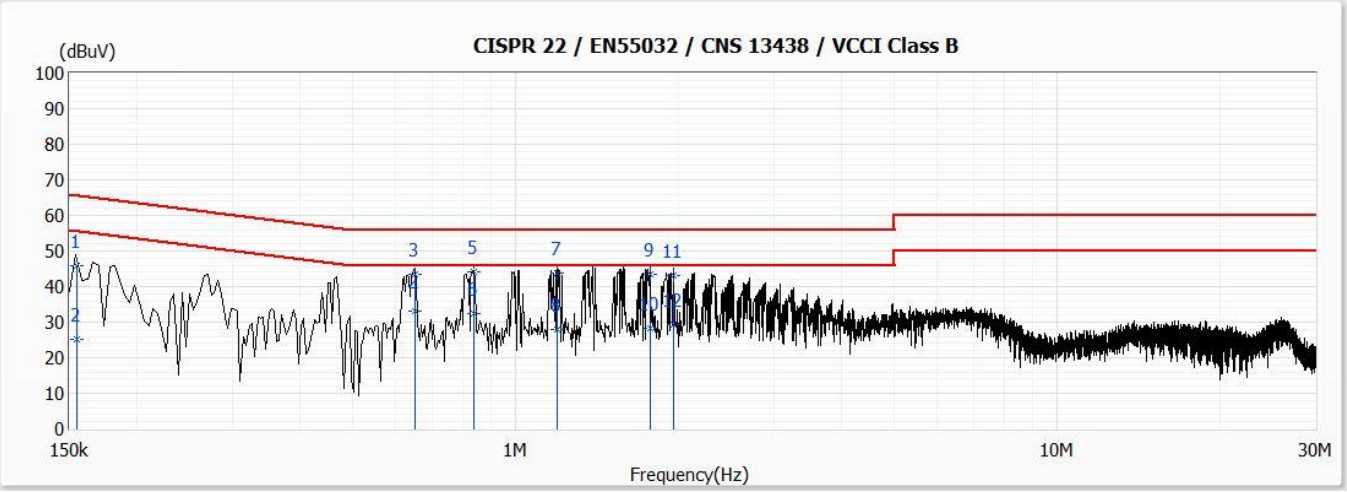

No	Frequency (MHz)	Emission Level (dBuV)	Limit (dBuV)	Margin (dB)	Reading Level (dBuV)	Correct Factor (dB)	Detector Type
1	0.155	45.70	65.73	-20.03	35.96	9.74	QP
2	0.155	25.30	55.73	-30.43	15.56	9.74	AV
3	0.650	43.36	56.00	-12.64	33.63	9.73	QP
4	0.650	32.98	46.00	-13.02	23.25	9.73	AV
*5	0.839	44.05	56.00	-11.95	34.29	9.76	QP
6	0.839	32.52	46.00	-13.48	22.76	9.76	AV
7	1.191	43.64	56.00	-12.36	33.87	9.77	QP
8	1.191	27.85	46.00	-18.15	18.08	9.77	AV
9	1.769	43.57	56.00	-12.43	33.79	9.78	QP
10	1.769	28.25	46.00	-17.75	18.47	9.78	AV
11	1.956	43.20	56.00	-12.80	33.42	9.78	QP
12	1.956	29.29	46.00	-16.71	19.51	9.78	AV

Remark:

1. "*" means this data is the worst emission level;"!" means this data is over limit.
2. Emission Level=Reading Level + Correct Factor(Correct Factor=LISN Factor+Cable Loss).
3. Margin=Emission Level-Limit.

Model No	GTM96900P9012-T3	Site	SR1
Test Voltage	AC 110V/60Hz	Test Date	2021/6/18
Test Mode	Mode 1	Engineer	Star Hsu
Phase	N	Temperature (℃)	24.9
Test Condition	--	Humidity (%RH)	51

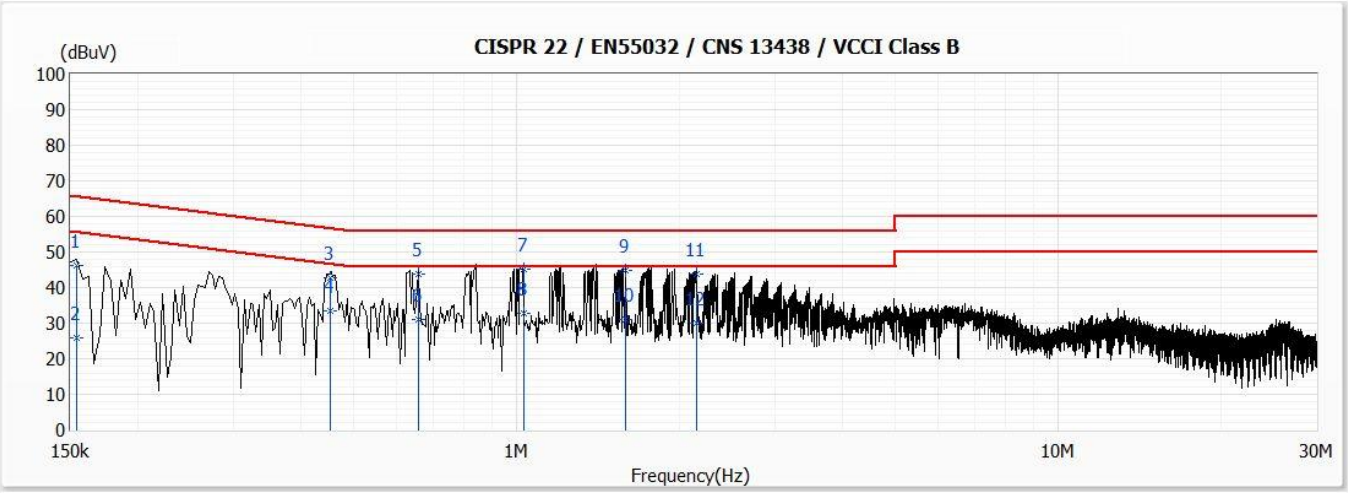

No	Frequency (MHz)	Emission Level (dBuV)	Limit (dBuV)	Margin (dB)	Reading Level (dBuV)	Correct Factor (dB)	Detector Type
1	0.154	46.26	65.79	-19.53	36.49	9.77	QP
2	0.154	25.89	55.79	-29.90	16.12	9.77	AV
3	0.453	42.89	56.81	-13.92	33.14	9.75	QP
4	0.453	33.34	46.81	-13.47	23.59	9.75	AV
5	0.657	43.66	56.00	-12.34	33.90	9.76	QP
6	0.657	31.13	46.00	-14.87	21.37	9.76	AV
*7	1.029	45.01	56.00	-10.99	35.21	9.80	QP
8	1.029	32.61	46.00	-13.39	22.81	9.80	AV
9	1.589	44.72	56.00	-11.28	34.91	9.81	QP
10	1.589	30.97	46.00	-15.03	21.16	9.81	AV
11	2.153	43.95	56.00	-12.05	34.14	9.81	QP
12	2.153	30.05	46.00	-15.95	20.24	9.81	AV

Remark:

1. "*" means this data is the worst emission level;"!" means this data is over limit.
2. Emission Level=Reading Level + Correct Factor(Correct Factor=LISN Factor+Cable Loss).
3. Margin=Emission Level-Limit.

Model No	GTM96900P9012-T3	Site	SR1
Test Voltage	AC 110V/60Hz	Test Date	2021/6/18
Test Mode	Mode 2	Engineer	Star Hsu
Phase	L1	Temperature (℃)	24.9
Test Condition	--	Humidity (%RH)	51

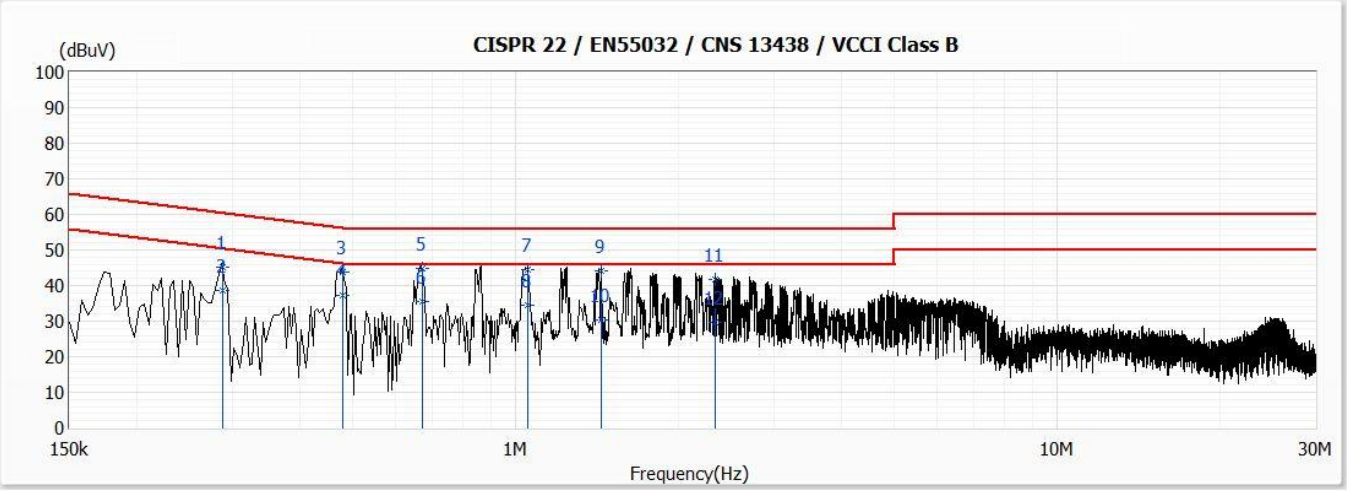

No	Frequency (MHz)	Emission Level (dBuV)	Limit (dBuV)	Margin (dB)	Reading Level (dBuV)	Correct Factor (dB)	Detector Type
1	0.287	45.21	60.61	-15.40	35.48	9.73	QP
2	0.287	38.45	50.61	-12.16	28.72	9.73	AV
3	0.478	43.90	56.37	-12.47	34.18	9.72	QP
*4	0.478	37.17	46.37	-9.20	27.45	9.72	AV
5	0.671	45.00	56.00	-11.00	35.27	9.73	QP
6	0.671	35.49	46.00	-10.51	25.76	9.73	AV
7	1.051	44.42	56.00	-11.58	34.65	9.77	QP
8	1.051	34.63	46.00	-11.37	24.86	9.77	AV
9	1.440	43.98	56.00	-12.02	34.21	9.77	QP
10	1.440	30.41	46.00	-15.59	20.64	9.77	AV
11	2.335	41.89	56.00	-14.11	32.10	9.79	QP
12	2.335	29.75	46.00	-16.25	19.96	9.79	AV

Remark:

1. "*" means this data is the worst emission level;"!" means this data is over limit.
2. Emission Level=Reading Level + Correct Factor(Correct Factor=LISN Factor+Cable Loss).
3. Margin=Emission Level-Limit.

Model No	GTM96900P9012-T3	Site	SR1
Test Voltage	AC 110V/60Hz	Test Date	2021/6/18
Test Mode	Mode 2	Engineer	Star Hsu
Phase	N	Temperature (℃)	24.9
Test Condition	--	Humidity (%RH)	51

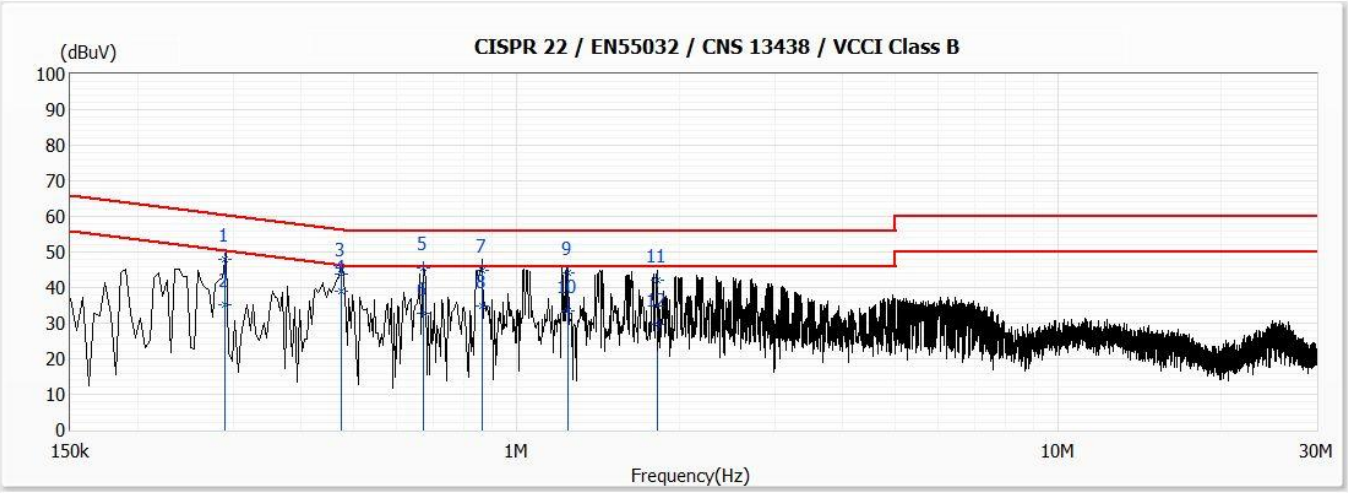

No	Frequency (MHz)	Emission Level (dBuV)	Limit (dBuV)	Margin (dB)	Reading Level (dBuV)	Correct Factor (dB)	Detector Type
1	0.290	47.98	60.54	-12.56	38.22	9.76	QP
2	0.290	35.24	50.54	-15.30	25.48	9.76	AV
3	0.475	43.66	56.43	-12.77	33.91	9.75	QP
*4	0.475	38.80	46.43	-7.63	29.05	9.75	AV
5	0.673	45.59	56.00	-10.41	35.83	9.76	QP
6	0.673	32.67	46.00	-13.33	22.91	9.76	AV
7	0.863	44.97	56.00	-11.03	35.18	9.79	QP
8	0.863	34.73	46.00	-11.27	24.94	9.79	AV
9	1.241	44.03	56.00	-11.97	34.23	9.80	QP
10	1.241	33.54	46.00	-12.46	23.74	9.80	AV
11	1.817	42.22	56.00	-13.78	32.41	9.81	QP
12	1.817	29.74	46.00	-16.26	19.93	9.81	AV

Remark:

1. "*" means this data is the worst emission level;"!" means this data is over limit.
2. Emission Level=Reading Level + Correct Factor(Correct Factor=LISN Factor+Cable Loss).
3. Margin=Emission Level-Limit.

Model No	GTM96900P9012-T3	Site	SR1
Test Voltage	AC 220V/60Hz	Test Date	2021/6/18
Test Mode	Mode 3	Engineer	Star Hsu
Phase	L1	Temperature (℃)	24.9
Test Condition	--	Humidity (%RH)	51

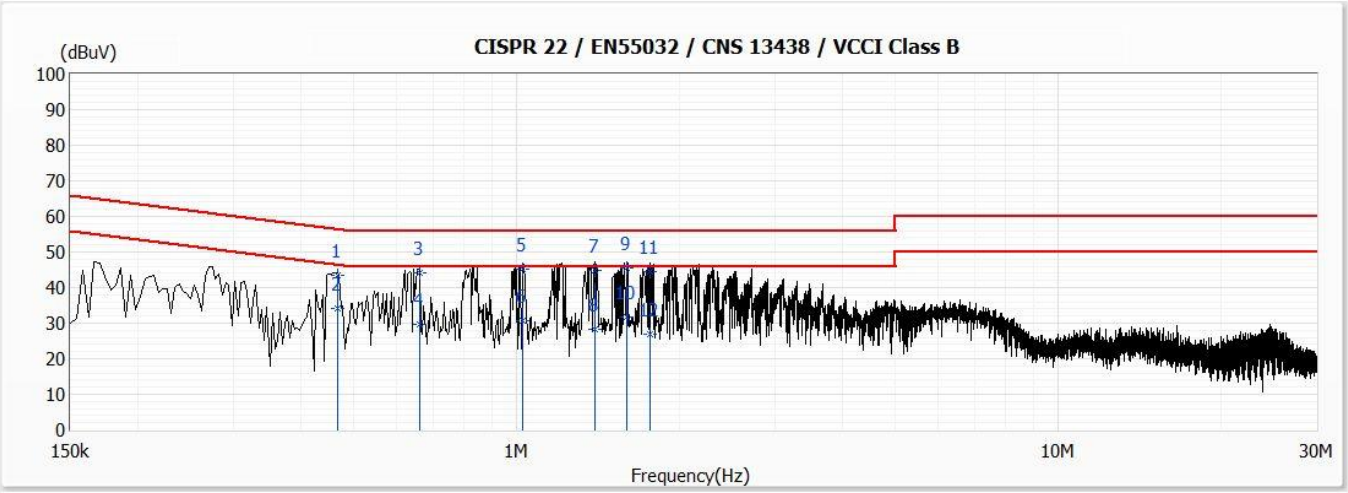

No	Frequency (MHz)	Emission Level (dBuV)	Limit (dBuV)	Margin (dB)	Reading Level (dBuV)	Correct Factor (dB)	Detector Type
1	0.467	43.51	56.57	-13.06	33.79	9.72	QP
2	0.467	33.98	46.57	-12.59	24.26	9.72	AV
3	0.661	44.17	56.00	-11.83	34.44	9.73	QP
4	0.661	29.61	46.00	-16.39	19.88	9.73	AV
5	1.028	45.11	56.00	-10.89	35.34	9.77	QP
6	1.028	30.85	46.00	-15.15	21.08	9.77	AV
7	1.396	44.96	56.00	-11.04	35.19	9.77	QP
8	1.396	28.40	46.00	-17.60	18.63	9.77	AV
*9	1.597	45.55	56.00	-10.45	35.77	9.78	QP
10	1.597	31.88	46.00	-14.12	22.10	9.78	AV
11	1.764	44.37	56.00	-11.63	34.59	9.78	QP
12	1.764	27.05	46.00	-18.95	17.27	9.78	AV

Remark:

1. "*" means this data is the worst emission level;"!" means this data is over limit.
2. Emission Level=Reading Level + Correct Factor(Correct Factor=LISN Factor+Cable Loss).
3. Margin=Emission Level-Limit.

Model No	GTM96900P9012-T3	Site	SR1
Test Voltage	AC 220V/60Hz	Test Date	2021/6/18
Test Mode	Mode 3	Engineer	Star Hsu
Phase	N	Temperature (℃)	24.9
Test Condition	--	Humidity (%RH)	51

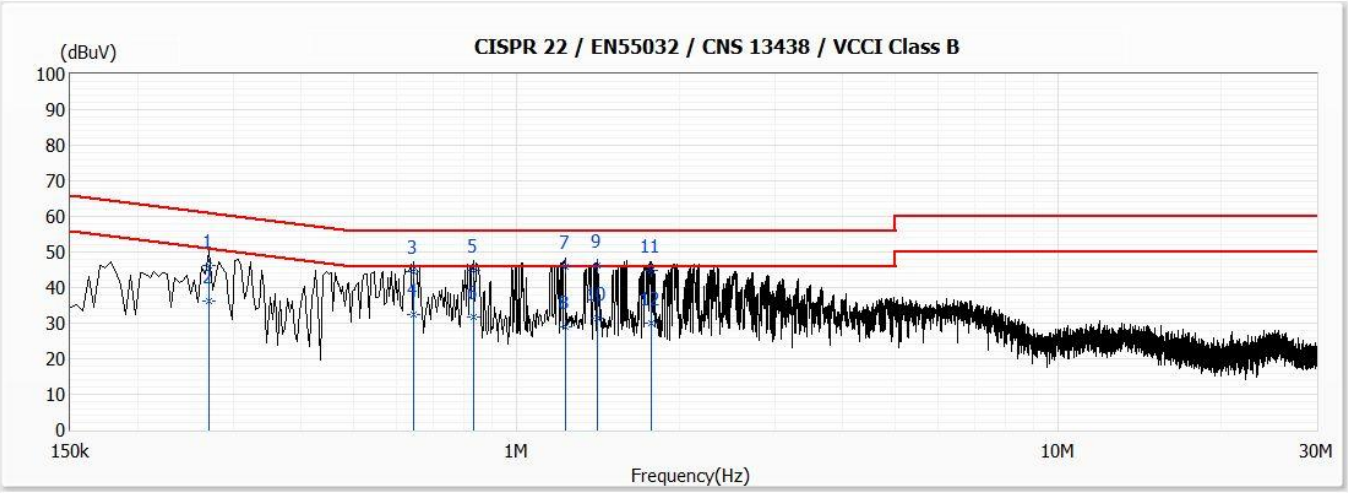

No	Frequency (MHz)	Emission Level (dBuV)	Limit (dBuV)	Margin (dB)	Reading Level (dBuV)	Correct Factor (dB)	Detector Type
1	0.270	46.14	61.11	-14.97	36.38	9.76	QP
2	0.270	36.06	51.11	-15.05	26.30	9.76	AV
3	0.645	44.33	56.00	-11.67	34.57	9.76	QP
4	0.645	32.31	46.00	-13.69	22.55	9.76	AV
5	0.835	45.00	56.00	-11.00	35.21	9.79	QP
6	0.835	31.71	46.00	-14.29	21.92	9.79	AV
7	1.229	46.01	56.00	-9.99	36.21	9.80	QP
8	1.229	29.10	46.00	-16.90	19.30	9.80	AV
*9	1.411	46.12	56.00	-9.88	36.32	9.80	QP
10	1.411	31.40	46.00	-14.60	21.60	9.80	AV
11	1.776	44.88	56.00	-11.12	35.07	9.81	QP
12	1.776	29.83	46.00	-16.17	20.02	9.81	AV

Remark:

1. "*" means this data is the worst emission level;"!" means this data is over limit.
2. Emission Level=Reading Level + Correct Factor(Correct Factor=LISN Factor+Cable Loss).
3. Margin=Emission Level-Limit.

Model No	GTM96900P9012-T3	Site	SR1
Test Voltage	AC 220V/60Hz	Test Date	2021/6/18
Test Mode	Mode 4	Engineer	Star Hsu
Phase	L1	Temperature (℃)	24.9
Test Condition	--	Humidity (%RH)	51

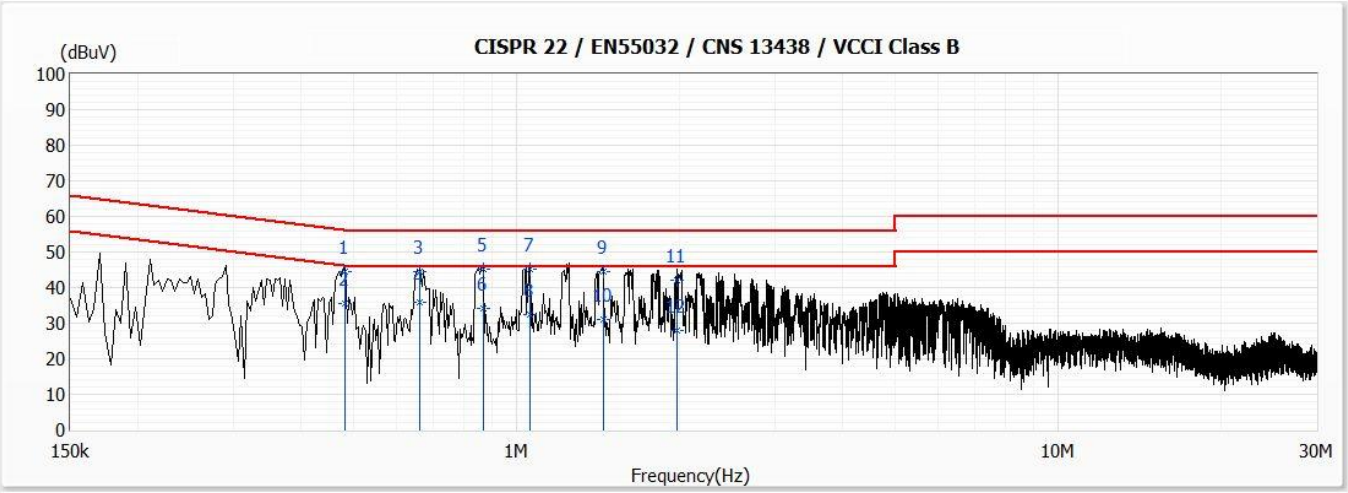

No	Frequency (MHz)	Emission Level (dBuV)	Limit (dBuV)	Margin (dB)	Reading Level (dBuV)	Correct Factor (dB)	Detector Type
1	0.482	44.36	56.31	-11.95	34.64	9.72	QP
2	0.482	35.57	46.31	-10.74	25.85	9.72	AV
3	0.661	44.40	56.00	-11.60	34.67	9.73	QP
*4	0.661	35.95	46.00	-10.05	26.22	9.73	AV
5	0.867	45.26	56.00	-10.74	35.50	9.76	QP
6	0.867	34.08	46.00	-11.92	24.32	9.76	AV
7	1.060	45.21	56.00	-10.79	35.44	9.77	QP
8	1.060	32.27	46.00	-13.73	22.50	9.77	AV
9	1.445	44.58	56.00	-11.42	34.81	9.77	QP
10	1.445	31.06	46.00	-14.94	21.29	9.77	AV
11	1.979	42.20	56.00	-13.80	32.42	9.78	QP
12	1.979	27.81	46.00	-18.19	18.03	9.78	AV

Remark:

1. "*" means this data is the worst emission level;"!" means this data is over limit.
2. Emission Level=Reading Level + Correct Factor(Correct Factor=LISN Factor+Cable Loss).
3. Margin=Emission Level-Limit.

Model No	GTM96900P9012-T3	Site	SR1
Test Voltage	AC 220V/60Hz	Test Date	2021/6/18
Test Mode	Mode 4	Engineer	Star Hsu
Phase	N	Temperature (℃)	24.9
Test Condition	--	Humidity (%RH)	51

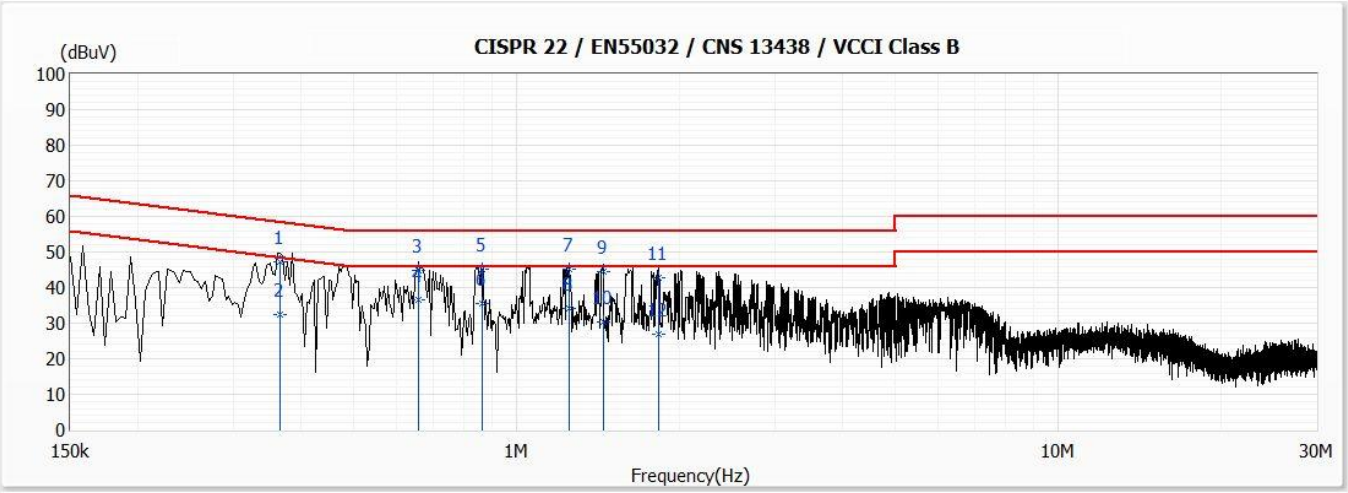

No	Frequency (MHz)	Emission Level (dBuV)	Limit (dBuV)	Margin (dB)	Reading Level (dBuV)	Correct Factor (dB)	Detector Type
1	0.366	47.24	58.59	-11.35	37.49	9.75	QP
2	0.366	32.31	48.59	-16.28	22.56	9.75	AV
3	0.659	44.79	56.00	-11.21	35.03	9.76	QP
*4	0.659	36.52	46.00	-9.48	26.76	9.76	AV
5	0.865	45.34	56.00	-10.66	35.55	9.79	QP
6	0.865	35.39	46.00	-10.61	25.60	9.79	AV
7	1.249	45.15	56.00	-10.85	35.35	9.80	QP
8	1.249	34.04	46.00	-11.96	24.24	9.80	AV
9	1.445	44.64	56.00	-11.36	34.84	9.80	QP
10	1.445	30.45	46.00	-15.55	20.65	9.80	AV
11	1.832	42.68	56.00	-13.32	32.87	9.81	QP
12	1.832	27.01	46.00	-18.99	17.20	9.81	AV

Remark:

1. "*" means this data is the worst emission level;"!" means this data is over limit.
2. Emission Level=Reading Level + Correct Factor(Correct Factor=LISN Factor+Cable Loss).
3. Margin=Emission Level-Limit.

Model No	GTM96900P9015-T3	Site	SR1
Test Voltage	AC 110V/60Hz	Test Date	2021/6/18
Test Mode	Mode 5	Engineer	Star Hsu
Phase	L1	Temperature (℃)	24.9
Test Condition	--	Humidity (%RH)	51

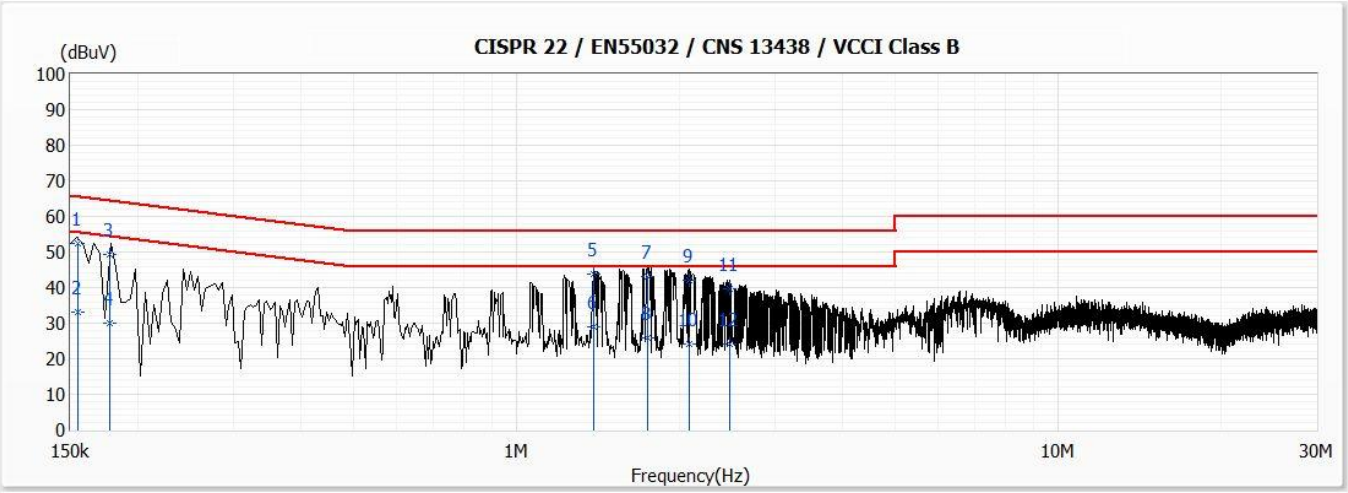

No	Frequency (MHz)	Emission Level (dBuV)	Limit (dBuV)	Margin (dB)	Reading Level (dBuV)	Correct Factor (dB)	Detector Type
1	0.154	52.37	65.76	-13.39	42.63	9.74	QP
2	0.154	32.94	55.76	-22.82	23.20	9.74	AV
3	0.177	49.30	64.61	-15.31	39.57	9.73	QP
4	0.177	30.03	54.61	-24.58	20.30	9.73	AV
*5	1.387	43.79	56.00	-12.21	34.02	9.77	QP
6	1.387	28.95	46.00	-17.05	19.18	9.77	AV
7	1.747	43.23	56.00	-12.77	33.45	9.78	QP
8	1.747	25.70	46.00	-20.30	15.92	9.78	AV
9	2.080	41.94	56.00	-14.06	32.16	9.78	QP
10	2.080	24.30	46.00	-21.70	14.52	9.78	AV
11	2.476	39.63	56.00	-16.37	29.84	9.79	QP
12	2.476	24.16	46.00	-21.84	14.37	9.79	AV

Remark:

1. "*" means this data is the worst emission level;"!" means this data is over limit.
2. Emission Level=Reading Level + Correct Factor(Correct Factor=LISN Factor+Cable Loss).
3. Margin=Emission Level-Limit.

Model No	GTM96900P9015-T3	Site	SR1
Test Voltage	AC 110V/60Hz	Test Date	2021/6/18
Test Mode	Mode 5	Engineer	Star Hsu
Phase	N	Temperature (℃)	24.9
Test Condition	--	Humidity (%RH)	51

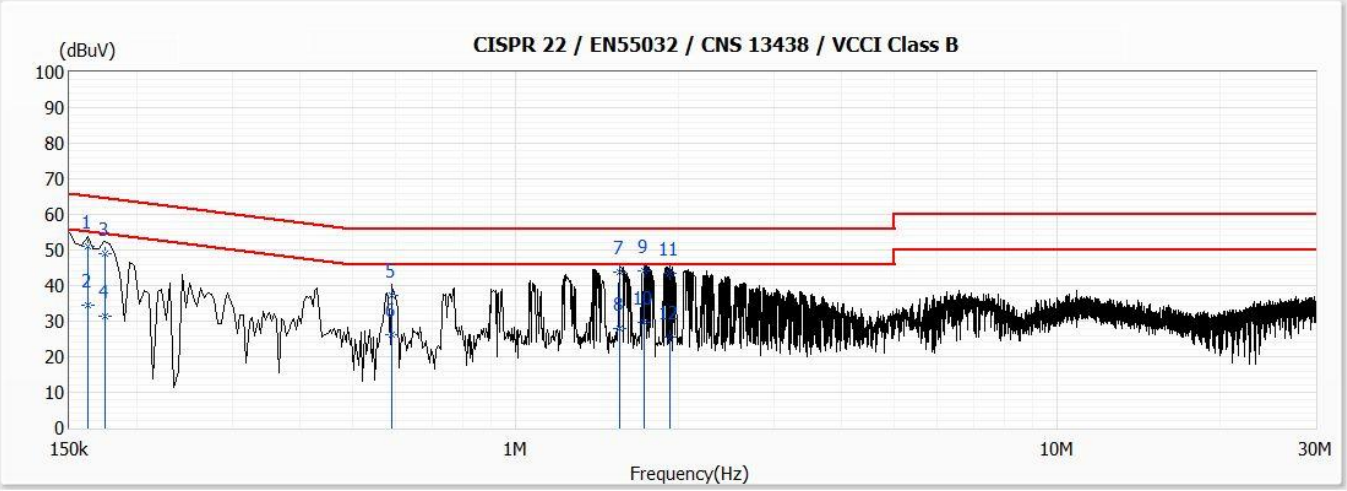

No	Frequency (MHz)	Emission Level (dBuV)	Limit (dBuV)	Margin (dB)	Reading Level (dBuV)	Correct Factor (dB)	Detector Type
1	0.162	51.13	65.34	-14.21	41.36	9.77	QP
2	0.162	34.50	55.34	-20.84	24.73	9.77	AV
3	0.175	48.99	64.72	-15.73	39.22	9.77	QP
4	0.175	31.26	54.72	-23.46	21.49	9.77	AV
5	0.591	37.20	56.00	-18.80	27.44	9.76	QP
6	0.591	26.25	46.00	-19.75	16.49	9.76	AV
7	1.552	43.64	56.00	-12.36	33.83	9.81	QP
8	1.552	28.00	46.00	-18.00	18.19	9.81	AV
*9	1.724	44.15	56.00	-11.85	34.34	9.81	QP
10	1.724	29.61	46.00	-16.39	19.80	9.81	AV
11	1.923	43.37	56.00	-12.63	33.56	9.81	QP
12	1.923	25.43	46.00	-20.57	15.62	9.81	AV

Remark:

1. "*" means this data is the worst emission level;"!" means this data is over limit.
2. Emission Level=Reading Level + Correct Factor(Correct Factor=LISN Factor+Cable Loss).
3. Margin=Emission Level-Limit.

Model No	GTM96900P9015-T3	Site	SR1
Test Voltage	AC 110V/60Hz	Test Date	2021/6/18
Test Mode	Mode 6	Engineer	Star Hsu
Phase	L1	Temperature (℃)	24.9
Test Condition	--	Humidity (%RH)	51

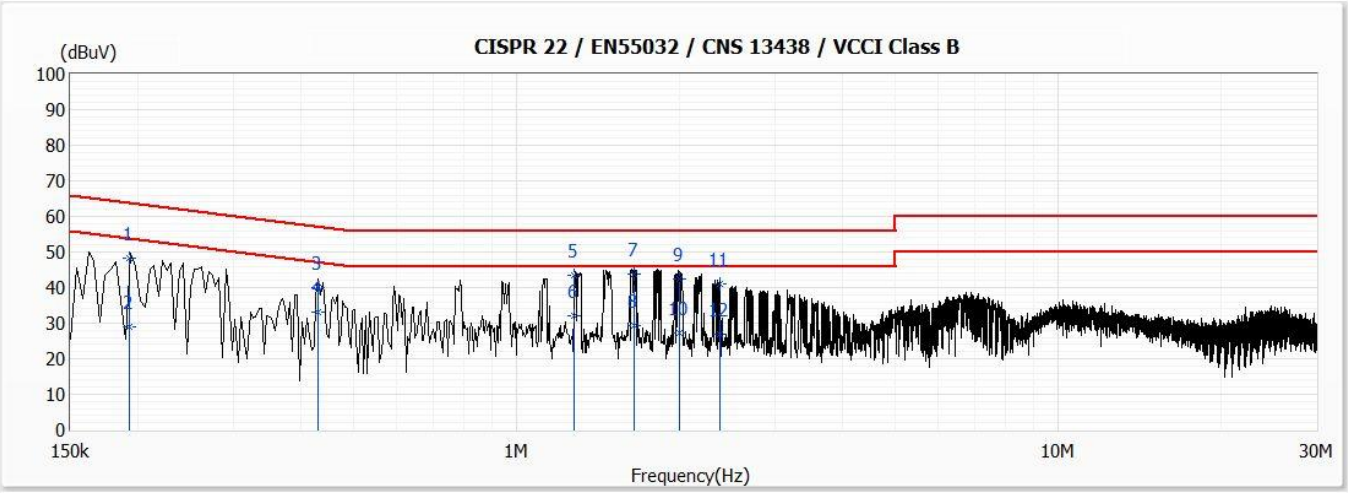

No	Frequency (MHz)	Emission Level (dBuV)	Limit (dBuV)	Margin (dB)	Reading Level (dBuV)	Correct Factor (dB)	Detector Type
1	0.193	48.41	63.90	-15.49	38.68	9.73	QP
2	0.193	28.92	53.90	-24.98	19.19	9.73	AV
3	0.430	40.00	57.25	-17.25	30.28	9.72	QP
4	0.430	32.94	47.25	-14.31	23.22	9.72	AV
5	1.279	43.43	56.00	-12.57	33.66	9.77	QP
6	1.279	31.97	46.00	-14.03	22.20	9.77	AV
*7	1.649	43.77	56.00	-12.23	33.99	9.78	QP
8	1.649	29.29	46.00	-16.71	19.51	9.78	AV
9	1.997	42.36	56.00	-13.64	32.58	9.78	QP
10	1.997	27.33	46.00	-18.67	17.55	9.78	AV
11	2.373	40.96	56.00	-15.04	31.17	9.79	QP
12	2.373	26.96	46.00	-19.04	17.17	9.79	AV

Remark:

1. "*" means this data is the worst emission level;"!" means this data is over limit.
2. Emission Level=Reading Level + Correct Factor(Correct Factor=LISN Factor+Cable Loss).
3. Margin=Emission Level-Limit.

Model No	GTM96900P9015-T3	Site	SR1
Test Voltage	AC 110V/60Hz	Test Date	2021/6/18
Test Mode	Mode 6	Engineer	Star Hsu
Phase	N	Temperature (℃)	24.9
Test Condition	--	Humidity (%RH)	51

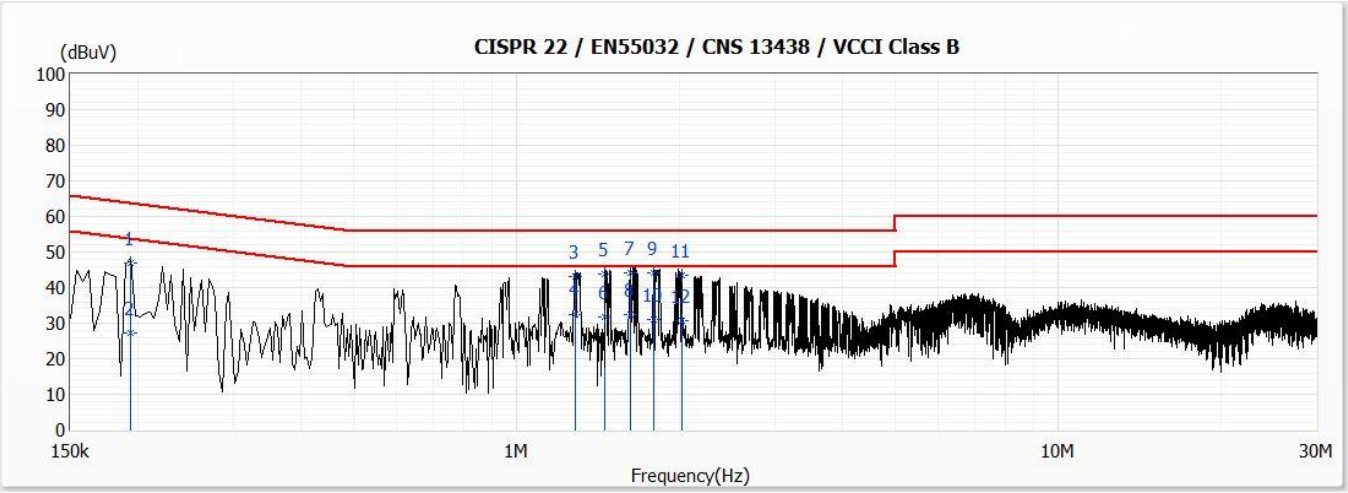

No	Frequency (MHz)	Emission Level (dBuV)	Limit (dBuV)	Margin (dB)	Reading Level (dBuV)	Correct Factor (dB)	Detector Type
1	0.194	46.99	63.87	-16.88	37.23	9.76	QP
2	0.194	27.28	53.87	-26.59	17.52	9.76	AV
3	1.284	43.17	56.00	-12.83	33.37	9.80	QP
4	1.284	32.43	46.00	-13.57	22.63	9.80	AV
5	1.456	43.85	56.00	-12.15	34.05	9.80	QP
6	1.456	31.86	46.00	-14.14	22.06	9.80	AV
*7	1.623	44.16	56.00	-11.84	34.35	9.81	QP
8	1.623	32.58	46.00	-13.42	22.77	9.81	AV
9	1.791	44.05	56.00	-11.95	34.24	9.81	QP
10	1.791	31.19	46.00	-14.81	21.38	9.81	AV
11	2.021	43.47	56.00	-12.53	33.66	9.81	QP
12	2.021	30.70	46.00	-15.30	20.89	9.81	AV

Remark:

1. "*" means this data is the worst emission level;"!" means this data is over limit.
2. Emission Level=Reading Level + Correct Factor(Correct Factor=LISN Factor+Cable Loss).
3. Margin=Emission Level-Limit.

Model No	GTM96900P9015-T3	Site	SR1
Test Voltage	AC 220V/60Hz	Test Date	2021/6/18
Test Mode	Mode 7	Engineer	Star Hsu
Phase	L1	Temperature (℃)	24.9
Test Condition	--	Humidity (%RH)	51

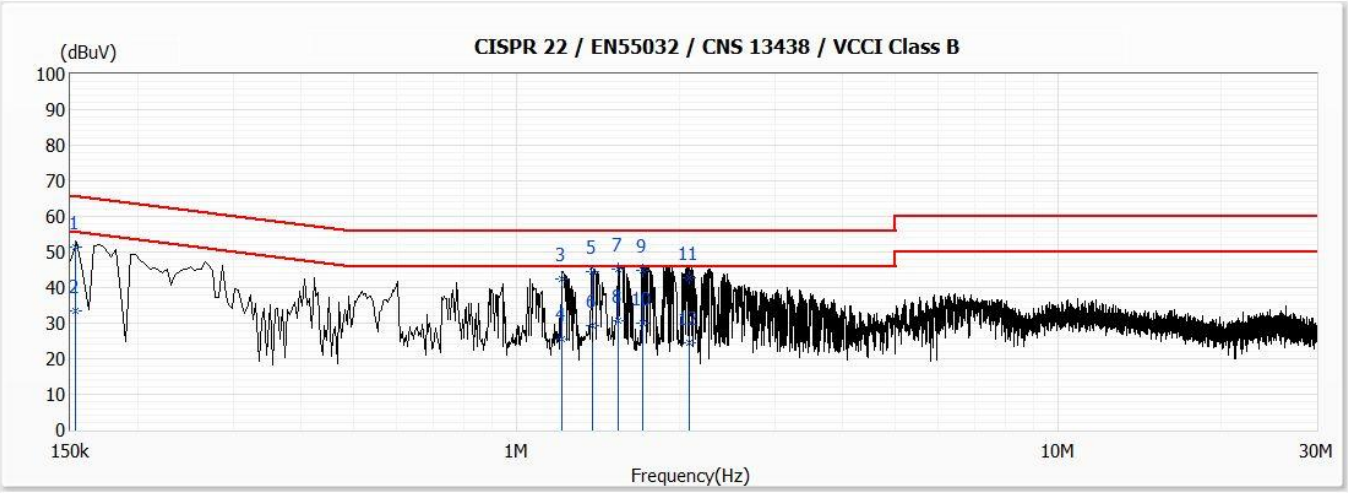

No	Frequency (MHz)	Emission Level (dBuV)	Limit (dBuV)	Margin (dB)	Reading Level (dBuV)	Correct Factor (dB)	Detector Type
1	0.154	51.44	65.81	-14.37	41.70	9.74	QP
2	0.154	33.51	55.81	-22.30	23.77	9.74	AV
3	1.213	42.44	56.00	-13.56	32.67	9.77	QP
4	1.213	25.60	46.00	-20.40	15.83	9.77	AV
5	1.377	44.55	56.00	-11.45	34.78	9.77	QP
6	1.377	29.25	46.00	-16.75	19.48	9.77	AV
*7	1.541	45.25	56.00	-10.75	35.47	9.78	QP
8	1.541	30.79	46.00	-15.21	21.01	9.78	AV
9	1.708	44.69	56.00	-11.31	34.91	9.78	QP
10	1.708	29.96	46.00	-16.04	20.18	9.78	AV
11	2.085	42.69	56.00	-13.31	32.91	9.78	QP
12	2.085	24.39	46.00	-21.61	14.61	9.78	AV

Remark:

1. "*" means this data is the worst emission level;"!" means this data is over limit.
2. Emission Level=Reading Level + Correct Factor(Correct Factor=LISN Factor+Cable Loss).
3. Margin=Emission Level-Limit.

Model No	GTM96900P9015-T3	Site	SR1
Test Voltage	AC 220V/60Hz	Test Date	2021/6/18
Test Mode	Mode 7	Engineer	Star Hsu
Phase	N	Temperature (℃)	24.9
Test Condition	--	Humidity (%RH)	51

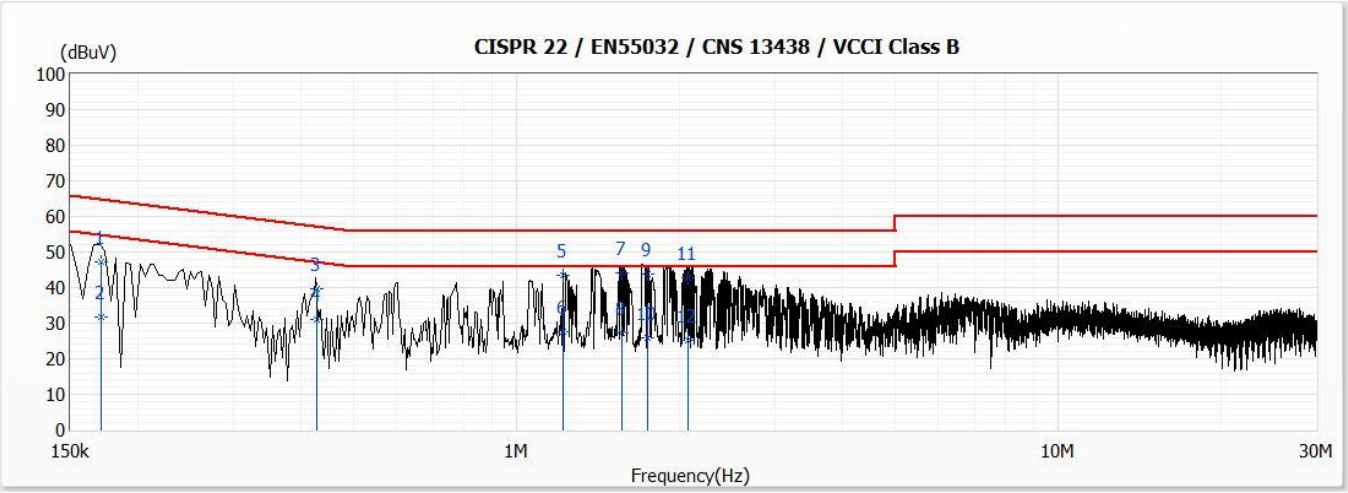

No	Frequency (MHz)	Emission Level (dBuV)	Limit (dBuV)	Margin (dB)	Reading Level (dBuV)	Correct Factor (dB)	Detector Type
1	0.171	47.39	64.93	-17.54	37.62	9.77	QP
2	0.171	31.62	54.93	-23.31	21.85	9.77	AV
3	0.427	39.53	57.32	-17.79	29.78	9.75	QP
4	0.427	30.92	47.32	-16.40	21.17	9.75	AV
5	1.216	43.34	56.00	-12.66	33.54	9.80	QP
6	1.216	27.54	46.00	-18.46	17.74	9.80	AV
*7	1.560	44.23	56.00	-11.77	34.42	9.81	QP
8	1.560	27.25	46.00	-18.75	17.44	9.81	AV
9	1.748	43.87	56.00	-12.13	34.06	9.81	QP
10	1.748	25.99	46.00	-20.01	16.18	9.81	AV
11	2.068	42.73	56.00	-13.27	32.92	9.81	QP
12	2.068	25.19	46.00	-20.81	15.38	9.81	AV

Remark:

1. "*" means this data is the worst emission level;"!" means this data is over limit.
2. Emission Level=Reading Level + Correct Factor(Correct Factor=LISN Factor+Cable Loss).
3. Margin=Emission Level-Limit.

Model No	GTM96900P9015-T3	Site	SR1
Test Voltage	AC 220V/60Hz	Test Date	2021/6/18
Test Mode	Mode 8	Engineer	Star Hsu
Phase	L1	Temperature (℃)	24.9
Test Condition	--	Humidity (%RH)	51

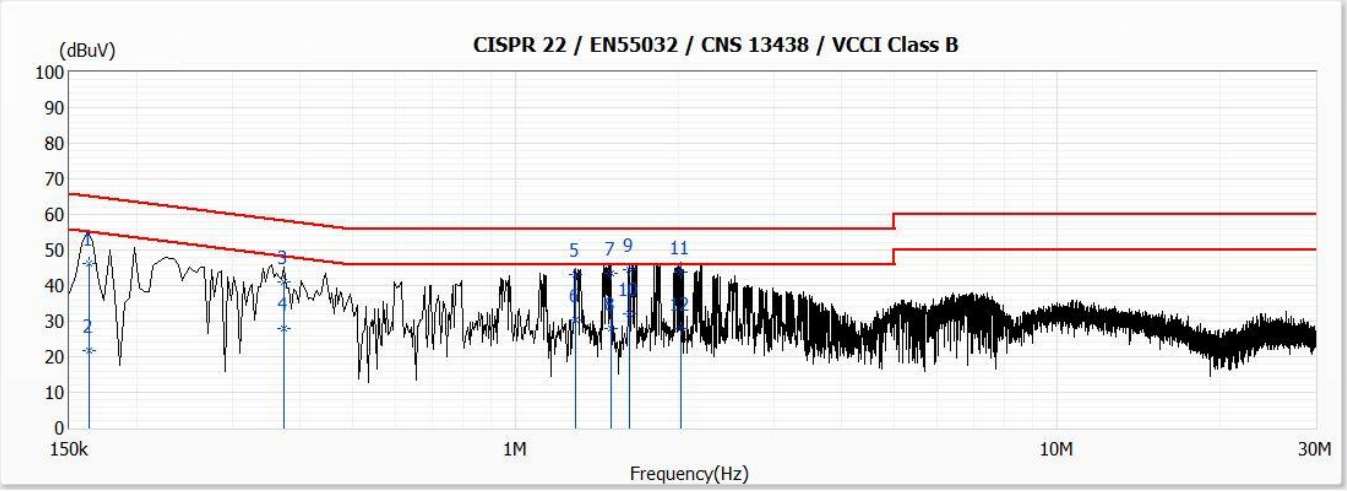

No	Frequency (MHz)	Emission Level (dBuV)	Limit (dBuV)	Margin (dB)	Reading Level (dBuV)	Correct Factor (dB)	Detector Type
1	0.163	46.13	65.33	-19.20	36.39	9.74	QP
2	0.163	21.84	55.33	-33.49	12.10	9.74	AV
3	0.374	41.20	58.41	-17.21	31.48	9.72	QP
4	0.374	27.85	48.41	-20.56	18.13	9.72	AV
5	1.288	43.22	56.00	-12.78	33.45	9.77	QP
6	1.288	30.19	46.00	-15.81	20.42	9.77	AV
7	1.504	43.45	56.00	-12.55	33.67	9.78	QP
8	1.504	27.89	46.00	-18.11	18.11	9.78	AV
*9	1.623	44.57	56.00	-11.43	34.79	9.78	QP
10	1.623	32.00	46.00	-14.00	22.22	9.78	AV
11	2.016	43.79	56.00	-12.21	34.01	9.78	QP
12	2.016	28.01	46.00	-17.99	18.23	9.78	AV

Remark:

1. "*" means this data is the worst emission level;"!" means this data is over limit.
2. Emission Level=Reading Level + Correct Factor(Correct Factor=LISN Factor+Cable Loss).
3. Margin=Emission Level-Limit.

Model No	GTM96900P9015-T3	Site	SR1
Test Voltage	AC 220V/60Hz	Test Date	2021/6/18
Test Mode	Mode 8	Engineer	Star Hsu
Phase	N	Temperature (℃)	24.9
Test Condition	--	Humidity (%RH)	51

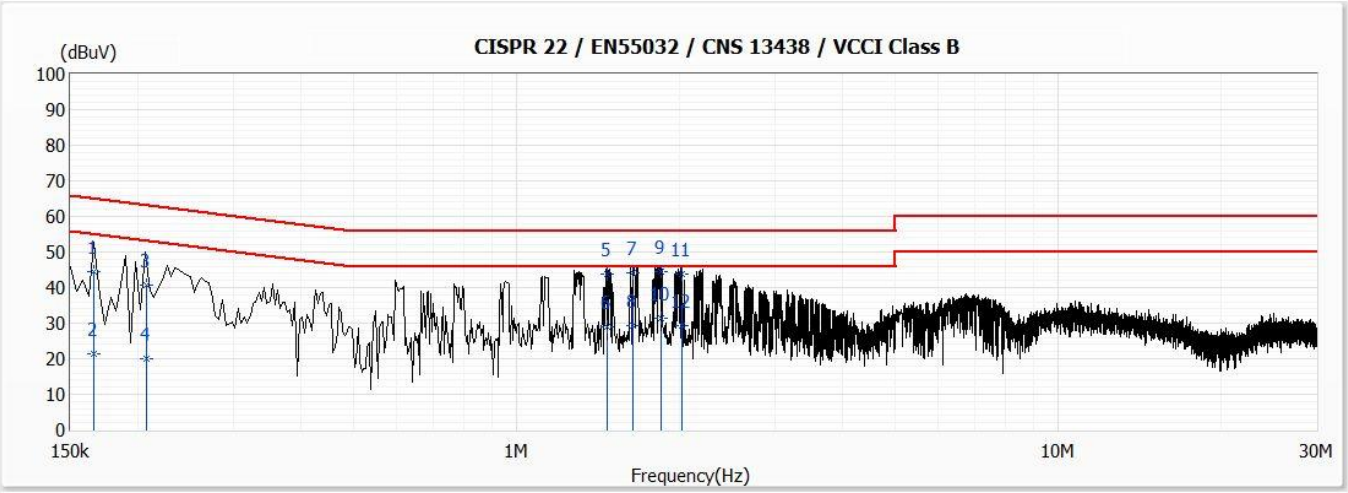

No	Frequency (MHz)	Emission Level (dBuV)	Limit (dBuV)	Margin (dB)	Reading Level (dBuV)	Correct Factor (dB)	Detector Type
1	0.165	44.38	65.20	-20.82	34.61	9.77	QP
2	0.165	21.53	55.20	-33.67	11.76	9.77	AV
3	0.207	40.62	63.34	-22.72	30.86	9.76	QP
4	0.207	20.13	53.34	-33.21	10.37	9.76	AV
5	1.473	43.79	56.00	-12.21	33.99	9.80	QP
6	1.473	29.09	46.00	-16.91	19.29	9.80	AV
7	1.636	44.24	56.00	-11.76	34.43	9.81	QP
8	1.636	29.30	46.00	-16.70	19.49	9.81	AV
*9	1.848	44.53	56.00	-11.47	34.72	9.81	QP
10	1.848	31.45	46.00	-14.55	21.64	9.81	AV
11	2.020	43.94	56.00	-12.06	34.13	9.81	QP
12	2.020	29.38	46.00	-16.62	19.57	9.81	AV

Remark:

1. "*" means this data is the worst emission level;"!" means this data is over limit.
2. Emission Level=Reading Level + Correct Factor(Correct Factor=LISN Factor+Cable Loss).
3. Margin=Emission Level-Limit.

Model No	GTM96900P9019-T3	Site	SR1
Test Voltage	AC 110V/60Hz	Test Date	2021/6/18
Test Mode	Mode 9	Engineer	Star Hsu
Phase	L1	Temperature (℃)	24.9
Test Condition	--	Humidity (%RH)	51

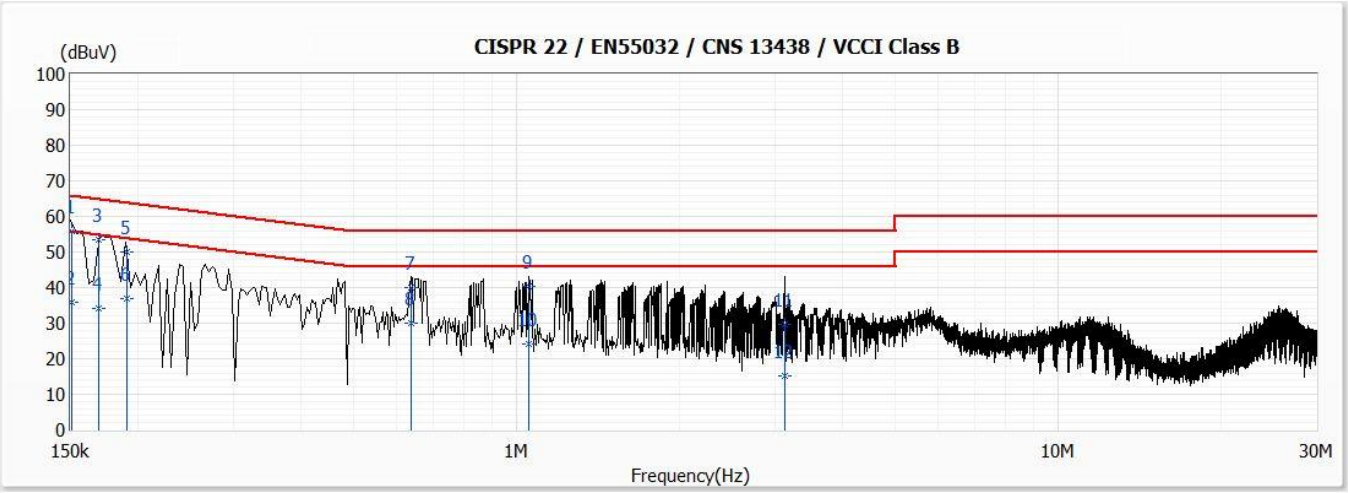

No	Frequency (MHz)	Emission Level (dBuV)	Limit (dBuV)	Margin (dB)	Reading Level (dBuV)	Correct Factor (dB)	Detector Type
*1	0.151	55.72	65.96	-10.24	45.98	9.74	QP
2	0.151	35.74	55.96	-20.22	26.00	9.74	AV
3	0.169	53.50	64.99	-11.49	43.76	9.74	QP
4	0.169	34.26	54.99	-20.73	24.52	9.74	AV
5	0.191	50.04	64.00	-13.96	40.31	9.73	QP
6	0.191	37.05	54.00	-16.95	27.32	9.73	AV
7	0.637	39.98	56.00	-16.02	30.25	9.73	QP
8	0.637	30.07	46.00	-15.93	20.34	9.73	AV
9	1.053	40.26	56.00	-15.74	30.49	9.77	QP
10	1.053	24.07	46.00	-21.93	14.30	9.77	AV
11	3.120	29.66	56.00	-26.34	19.85	9.81	QP
12	3.120	15.18	46.00	-30.82	5.37	9.81	AV

Remark:

1. "*" means this data is the worst emission level;"!" means this data is over limit.
2. Emission Level=Reading Level + Correct Factor(Correct Factor=LISN Factor+Cable Loss).
3. Margin=Emission Level-Limit.

Model No	GTM96900P9019-T3	Site	SR1
Test Voltage	AC 110V/60Hz	Test Date	2021/6/18
Test Mode	Mode 9	Engineer	Star Hsu
Phase	N	Temperature (℃)	24.9
Test Condition	--	Humidity (%RH)	51

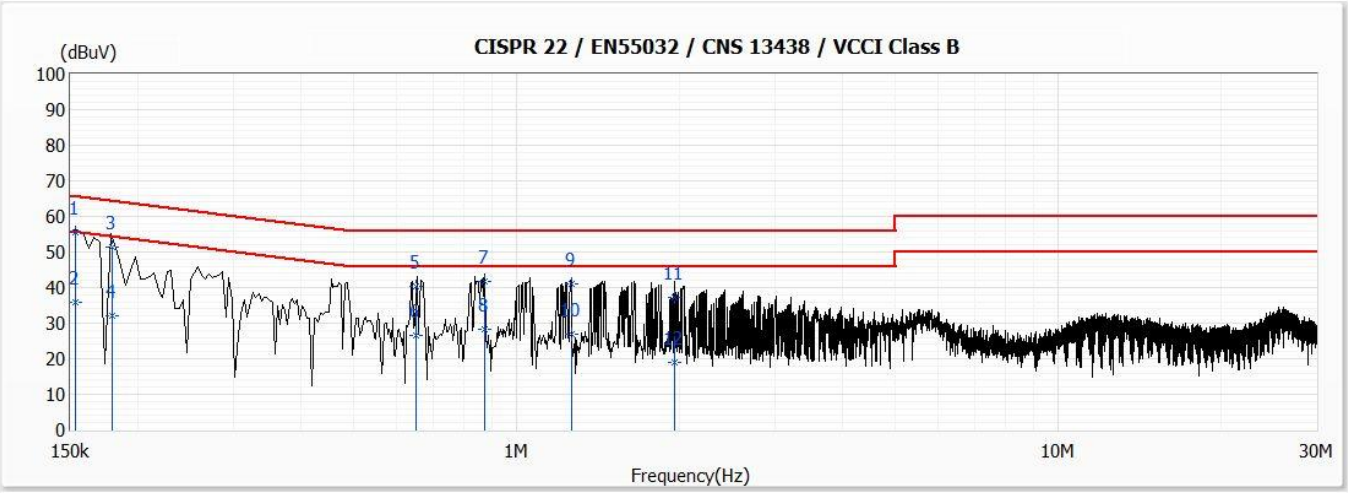

No	Frequency (MHz)	Emission Level (dBuV)	Limit (dBuV)	Margin (dB)	Reading Level (dBuV)	Correct Factor (dB)	Detector Type
*1	0.153	55.45	65.83	-10.38	45.68	9.77	QP
2	0.153	35.84	55.83	-19.99	26.07	9.77	AV
3	0.179	51.33	64.54	-13.21	41.57	9.76	QP
4	0.179	32.05	54.54	-22.49	22.29	9.76	AV
5	0.654	40.49	56.00	-15.51	30.73	9.76	QP
6	0.654	26.67	46.00	-19.33	16.91	9.76	AV
7	0.875	41.82	56.00	-14.18	32.03	9.79	QP
8	0.875	28.39	46.00	-17.61	18.60	9.79	AV
9	1.260	40.93	56.00	-15.07	31.13	9.80	QP
10	1.260	26.85	46.00	-19.15	17.05	9.80	AV
11	1.961	37.33	56.00	-18.67	27.52	9.81	QP
12	1.961	18.90	46.00	-27.10	9.09	9.81	AV

Remark:

1. "*" means this data is the worst emission level;"!" means this data is over limit.
2. Emission Level=Reading Level + Correct Factor(Correct Factor=LISN Factor+Cable Loss).
3. Margin=Emission Level-Limit.

Model No	GTM96900P9019-T3	Site	SR1
Test Voltage	AC 110V/60Hz	Test Date	2021/6/18
Test Mode	Mode 10	Engineer	Star Hsu
Phase	L1	Temperature (℃)	24.9
Test Condition	--	Humidity (%RH)	51

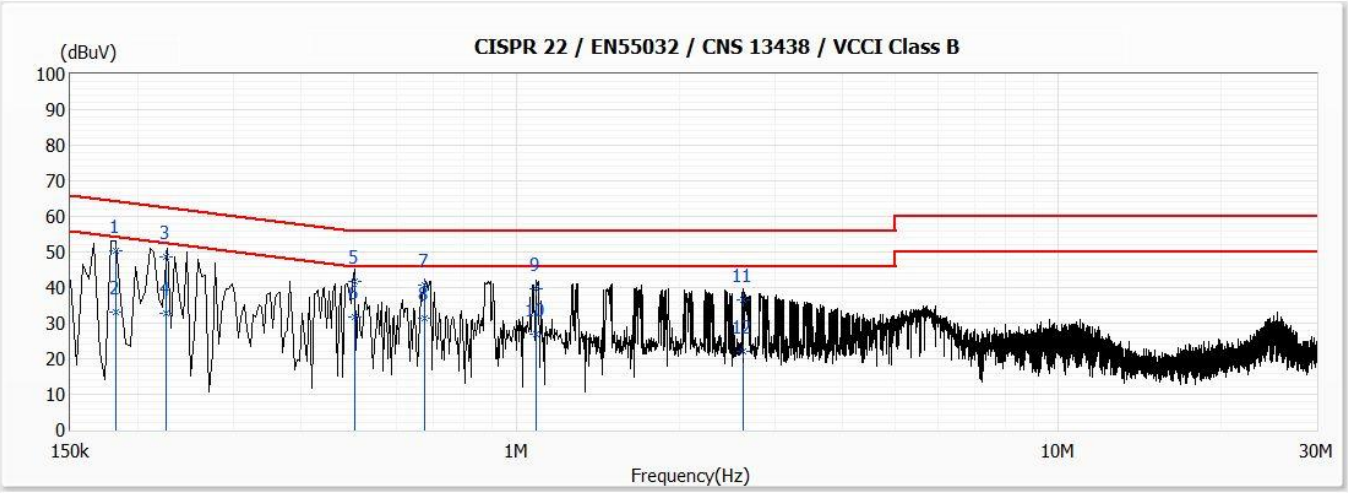

No	Frequency (MHz)	Emission Level (dBuV)	Limit (dBuV)	Margin (dB)	Reading Level (dBuV)	Correct Factor (dB)	Detector Type
*1	0.182	50.41	64.39	-13.98	40.68	9.73	QP
2	0.182	33.04	54.39	-21.35	23.31	9.73	AV
3	0.225	48.46	62.63	-14.17	38.73	9.73	QP
4	0.225	32.66	52.63	-19.97	22.93	9.73	AV
5	0.501	41.68	56.00	-14.32	31.96	9.72	QP
6	0.501	31.68	46.00	-14.32	21.96	9.72	AV
7	0.678	40.86	56.00	-15.14	31.13	9.73	QP
8	0.678	31.51	46.00	-14.49	21.78	9.73	AV
9	1.085	39.58	56.00	-16.42	29.81	9.77	QP
10	1.085	26.97	46.00	-19.03	17.20	9.77	AV
11	2.624	36.61	56.00	-19.39	26.81	9.80	QP
12	2.624	21.92	46.00	-24.08	12.12	9.80	AV

Remark:

1. "*" means this data is the worst emission level;"!" means this data is over limit.
2. Emission Level=Reading Level + Correct Factor(Correct Factor=LISN Factor+Cable Loss).
3. Margin=Emission Level-Limit.

Model No	GTM96900P9019-T3	Site	SR1
Test Voltage	AC 110V/60Hz	Test Date	2021/6/18
Test Mode	Mode 10	Engineer	Star Hsu
Phase	N	Temperature (℃)	24.9
Test Condition	--	Humidity (%RH)	51

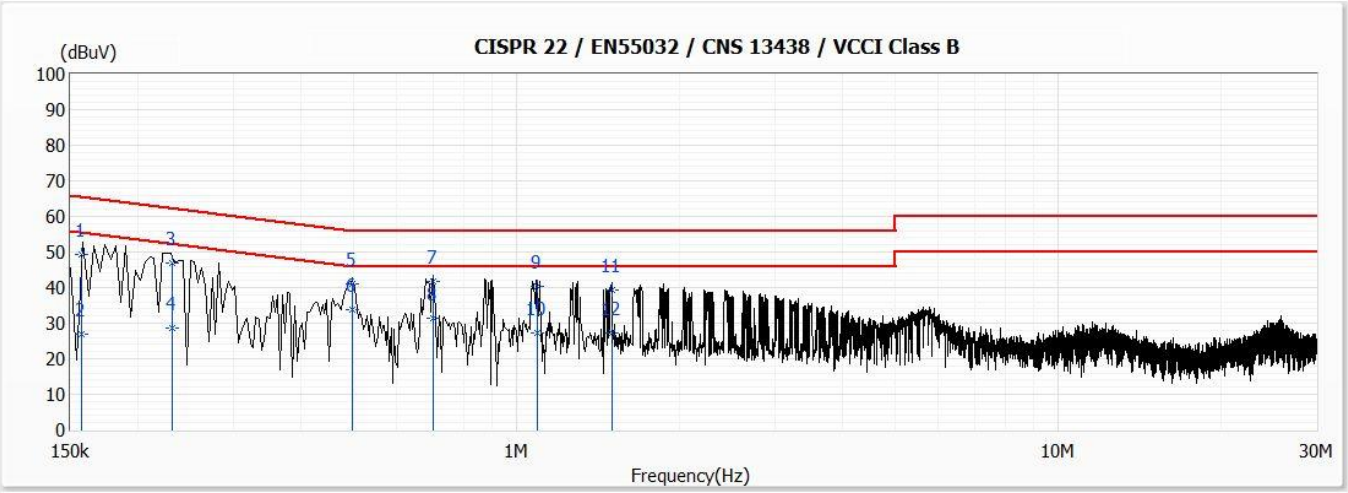

No	Frequency (MHz)	Emission Level (dBuV)	Limit (dBuV)	Margin (dB)	Reading Level (dBuV)	Correct Factor (dB)	Detector Type
1	0.158	49.29	65.59	-16.30	39.52	9.77	QP
2	0.158	26.90	55.59	-28.69	17.13	9.77	AV
3	0.231	46.87	62.43	-15.56	37.11	9.76	QP
4	0.231	28.78	52.43	-23.65	19.02	9.76	AV
5	0.498	41.01	56.03	-15.02	31.26	9.75	QP
*6	0.498	33.64	46.03	-12.39	23.89	9.75	AV
7	0.702	41.68	56.00	-14.32	31.90	9.78	QP
8	0.702	31.54	46.00	-14.46	21.76	9.78	AV
9	1.089	40.28	56.00	-15.72	30.48	9.80	QP
10	1.089	27.20	46.00	-18.80	17.40	9.80	AV
11	1.501	39.32	56.00	-16.68	29.51	9.81	QP
12	1.501	27.17	46.00	-18.83	17.36	9.81	AV

Remark:

1. "*" means this data is the worst emission level;"!" means this data is over limit.
2. Emission Level=Reading Level + Correct Factor(Correct Factor=LISN Factor+Cable Loss).
3. Margin=Emission Level-Limit.

Model No	GTM96900P9019-T3	Site	SR1
Test Voltage	AC 220V/60Hz	Test Date	2021/6/18
Test Mode	Mode 11	Engineer	Star Hsu
Phase	L1	Temperature (℃)	24.9
Test Condition	--	Humidity (%RH)	51

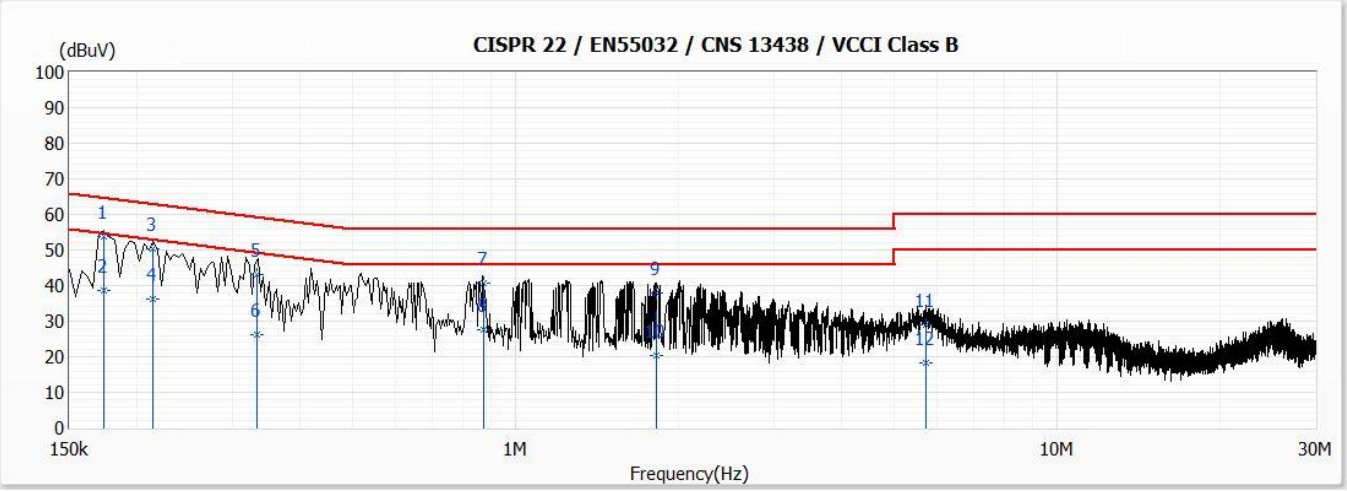

No	Frequency (MHz)	Emission Level (dBuV)	Limit (dBuV)	Margin (dB)	Reading Level (dBuV)	Correct Factor (dB)	Detector Type
*1	0.173	53.66	64.80	-11.14	43.92	9.74	QP
2	0.173	38.76	54.80	-16.04	29.02	9.74	AV
3	0.214	50.26	63.04	-12.78	40.53	9.73	QP
4	0.214	36.11	53.04	-16.93	26.38	9.73	AV
5	0.334	43.17	59.36	-16.19	33.45	9.72	QP
6	0.334	26.33	49.36	-23.03	16.61	9.72	AV
7	0.871	40.64	56.00	-15.36	30.88	9.76	QP
8	0.871	27.58	46.00	-18.42	17.82	9.76	AV
9	1.816	38.00	56.00	-18.00	28.22	9.78	QP
10	1.816	20.37	46.00	-25.63	10.59	9.78	AV
11	5.736	28.86	60.00	-31.14	18.97	9.89	QP
12	5.736	18.20	50.00	-31.80	8.31	9.89	AV

Remark:

1. "*" means this data is the worst emission level;"!" means this data is over limit.
2. Emission Level=Reading Level + Correct Factor(Correct Factor=LISN Factor+Cable Loss).
3. Margin=Emission Level-Limit.

Model No	GTM96900P9019-T3	Site	SR1
Test Voltage	AC 220V/60Hz	Test Date	2021/6/18
Test Mode	Mode 11	Engineer	Star Hsu
Phase	N	Temperature (℃)	24.9
Test Condition	--	Humidity (%RH)	51

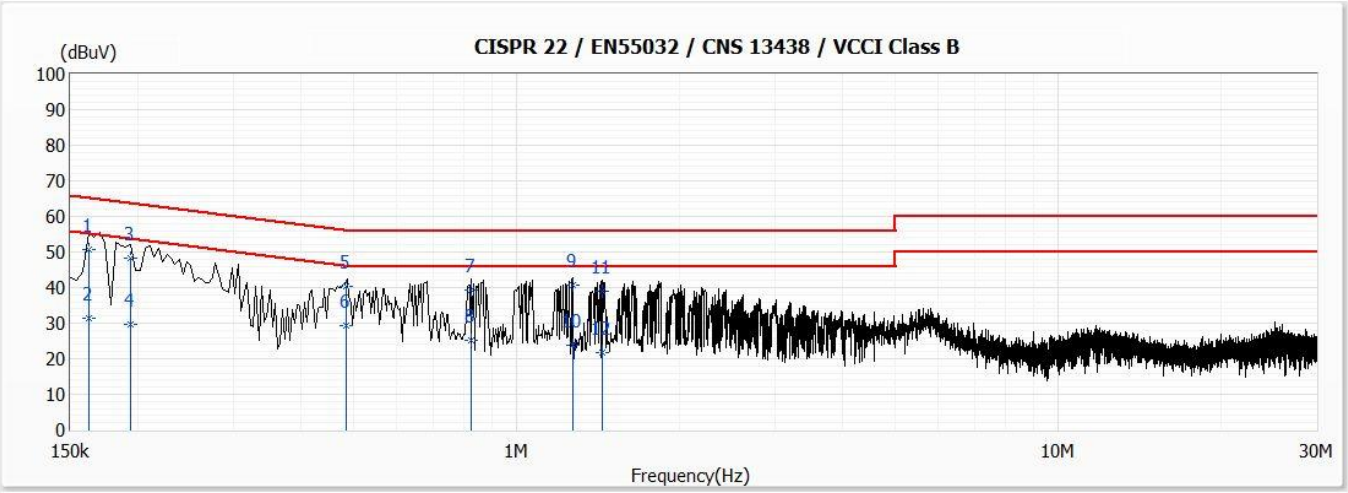

No	Frequency (MHz)	Emission Level (dBuV)	Limit (dBuV)	Margin (dB)	Reading Level (dBuV)	Correct Factor (dB)	Detector Type
*1	0.162	50.62	65.34	-14.72	40.85	9.77	QP
2	0.162	31.36	55.34	-23.98	21.59	9.77	AV
3	0.193	48.20	63.89	-15.69	38.44	9.76	QP
4	0.193	29.53	53.89	-24.36	19.77	9.76	AV
5	0.485	40.32	56.25	-15.93	30.57	9.75	QP
6	0.485	29.22	46.25	-17.03	19.47	9.75	AV
7	0.826	39.39	56.00	-16.61	29.60	9.79	QP
8	0.826	25.11	46.00	-20.89	15.32	9.79	AV
9	1.267	40.54	56.00	-15.46	30.74	9.80	QP
10	1.267	23.93	46.00	-22.07	14.13	9.80	AV
11	1.436	39.07	56.00	-16.93	29.27	9.80	QP
12	1.436	21.62	46.00	-24.38	11.82	9.80	AV

Remark:

1. "*" means this data is the worst emission level;"!" means this data is over limit.
2. Emission Level=Reading Level + Correct Factor(Correct Factor=LISN Factor+Cable Loss).
3. Margin=Emission Level-Limit.

Model No	GTM96900P9019-T3	Site	SR1
Test Voltage	AC 220V/60Hz	Test Date	2021/6/18
Test Mode	Mode 12	Engineer	Star Hsu
Phase	L1	Temperature (℃)	24.9
Test Condition	--	Humidity (%RH)	51

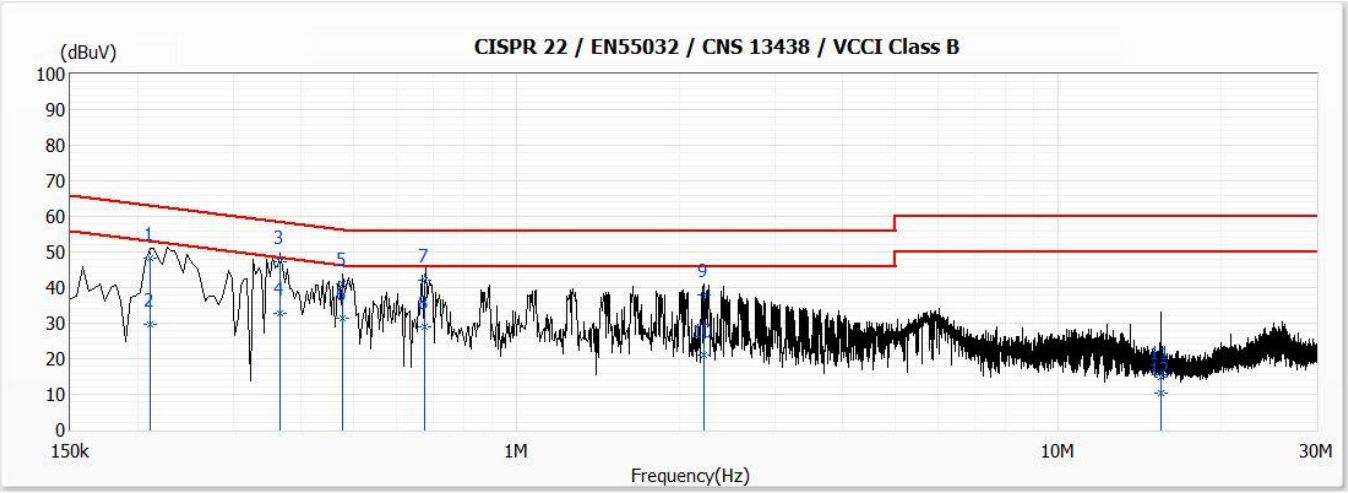

No	Frequency (MHz)	Emission Level (dBuV)	Limit (dBuV)	Margin (dB)	Reading Level (dBuV)	Correct Factor (dB)	Detector Type
1	0.210	48.32	63.19	-14.87	38.59	9.73	QP
2	0.210	29.63	53.19	-23.56	19.90	9.73	AV
*3	0.365	47.21	58.61	-11.40	37.49	9.72	QP
4	0.365	32.93	48.61	-15.68	23.21	9.72	AV
5	0.477	41.08	56.38	-15.30	31.36	9.72	QP
6	0.477	31.24	46.38	-15.14	21.52	9.72	AV
7	0.677	41.96	56.00	-14.04	32.23	9.73	QP
8	0.677	28.90	46.00	-17.10	19.17	9.73	AV
9	2.216	37.82	56.00	-18.18	28.04	9.78	QP
10	2.216	21.07	46.00	-24.93	11.29	9.78	AV
11	15.485	14.95	60.00	-45.05	4.85	10.10	QP
12	15.485	10.50	50.00	-39.50	0.40	10.10	AV

Remark:

1. "*" means this data is the worst emission level;"!" means this data is over limit.
2. Emission Level=Reading Level + Correct Factor(Correct Factor=LISN Factor+Cable Loss).
3. Margin=Emission Level-Limit.

Model No	GTM96900P9019-T3	Site	SR1
Test Voltage	AC 220V/60Hz	Test Date	2021/6/18
Test Mode	Mode 12	Engineer	Star Hsu
Phase	N	Temperature (℃)	24.9
Test Condition	--	Humidity (%RH)	51

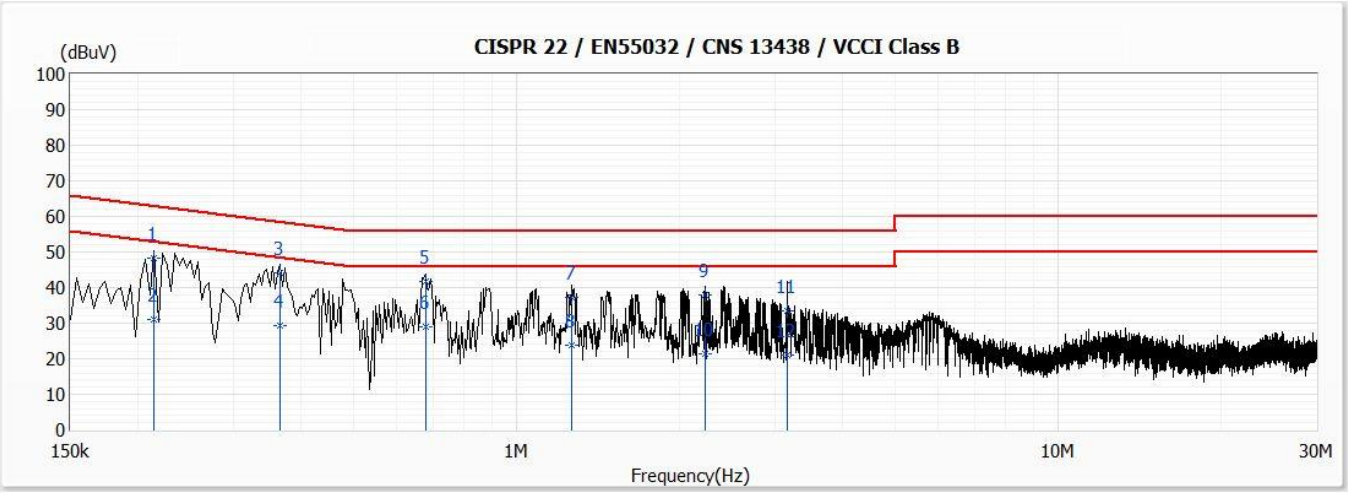

No	Frequency (MHz)	Emission Level (dBuV)	Limit (dBuV)	Margin (dB)	Reading Level (dBuV)	Correct Factor (dB)	Detector Type
1	0.214	48.15	63.06	-14.91	38.39	9.76	QP
2	0.214	30.88	53.06	-22.18	21.12	9.76	AV
3	0.366	44.16	58.60	-14.44	34.41	9.75	QP
4	0.366	29.28	48.60	-19.32	19.53	9.75	AV
*5	0.678	41.78	56.00	-14.22	32.02	9.76	QP
6	0.678	29.06	46.00	-16.94	19.30	9.76	AV
7	1.263	37.21	56.00	-18.79	27.41	9.80	QP
8	1.263	23.73	46.00	-22.27	13.93	9.80	AV
9	2.224	38.10	56.00	-17.90	28.29	9.81	QP
10	2.224	21.46	46.00	-24.54	11.65	9.81	AV
11	3.155	33.40	56.00	-22.60	23.56	9.84	QP
12	3.155	20.96	46.00	-25.04	11.12	9.84	AV

Remark:

1. "*" means this data is the worst emission level;"!" means this data is over limit.
2. Emission Level=Reading Level + Correct Factor(Correct Factor=LISN Factor+Cable Loss).
3. Margin=Emission Level-Limit.

Model No	GTM96900P9024-T3	Site	SR1
Test Voltage	AC 110V/60Hz	Test Date	2021/6/18
Test Mode	Mode 13	Engineer	Star Hsu
Phase	L1	Temperature (℃)	24.9
Test Condition	--	Humidity (%RH)	51

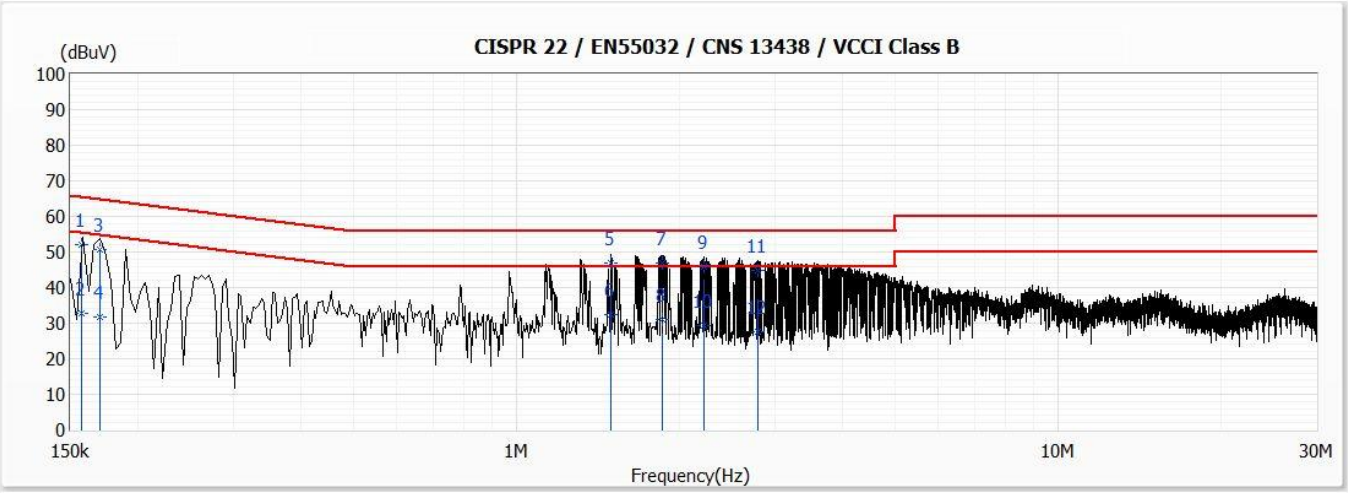

No	Frequency (MHz)	Emission Level (dBuV)	Limit (dBuV)	Margin (dB)	Reading Level (dBuV)	Correct Factor (dB)	Detector Type
1	0.157	52.16	65.60	-13.44	42.42	9.74	QP
2	0.157	32.91	55.60	-22.69	23.17	9.74	AV
3	0.170	50.56	64.96	-14.40	40.82	9.74	QP
4	0.170	31.56	54.96	-23.40	21.82	9.74	AV
*5	1.496	46.95	56.00	-9.05	37.18	9.77	QP
6	1.496	32.39	46.00	-13.61	22.62	9.77	AV
7	1.860	46.93	56.00	-9.07	37.15	9.78	QP
8	1.860	30.87	46.00	-15.13	21.09	9.78	AV
9	2.216	45.89	56.00	-10.11	36.11	9.78	QP
10	2.216	29.48	46.00	-16.52	19.70	9.78	AV
11	2.784	44.91	56.00	-11.09	35.10	9.81	QP
12	2.784	27.50	46.00	-18.50	17.69	9.81	AV

Remark:

1. "*" means this data is the worst emission level;"!" means this data is over limit.
2. Emission Level=Reading Level + Correct Factor(Correct Factor=LISN Factor+Cable Loss).
3. Margin=Emission Level-Limit.

Model No	GTM96900P9024-T3	Site	SR1
Test Voltage	AC 110V/60Hz	Test Date	2021/6/18
Test Mode	Mode 13	Engineer	Star Hsu
Phase	N	Temperature (℃)	24.9
Test Condition	--	Humidity (%RH)	51

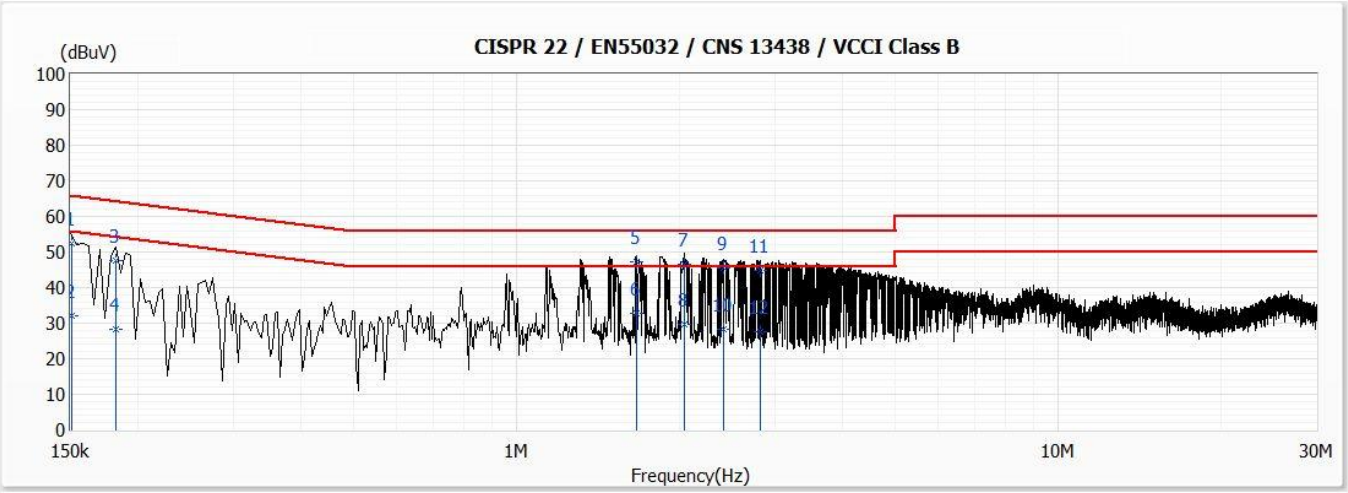

No	Frequency (MHz)	Emission Level (dBuV)	Limit (dBuV)	Margin (dB)	Reading Level (dBuV)	Correct Factor (dB)	Detector Type
1	0.151	52.27	65.97	-13.70	42.50	9.77	QP
2	0.151	32.16	55.97	-23.81	22.39	9.77	AV
3	0.182	47.52	64.39	-16.87	37.76	9.76	QP
4	0.182	28.33	54.39	-26.06	18.57	9.76	AV
*5	1.667	47.21	56.00	-8.79	37.40	9.81	QP
6	1.667	32.81	46.00	-13.19	23.00	9.81	AV
7	2.043	46.55	56.00	-9.45	36.74	9.81	QP
8	2.043	29.68	46.00	-16.32	19.87	9.81	AV
9	2.404	45.39	56.00	-10.61	35.57	9.82	QP
10	2.404	28.23	46.00	-17.77	18.41	9.82	AV
11	2.812	44.69	56.00	-11.31	34.85	9.84	QP
12	2.812	27.75	46.00	-18.25	17.91	9.84	AV

Remark:

1. "*" means this data is the worst emission level;"!" means this data is over limit.
2. Emission Level=Reading Level + Correct Factor(Correct Factor=LISN Factor+Cable Loss).
3. Margin=Emission Level-Limit.

Model No	GTM96900P9024-T3	Site	SR1
Test Voltage	AC 110V/60Hz	Test Date	2021/6/18
Test Mode	Mode 14	Engineer	Star Hsu
Phase	L1	Temperature (℃)	24.9
Test Condition	--	Humidity (%RH)	51

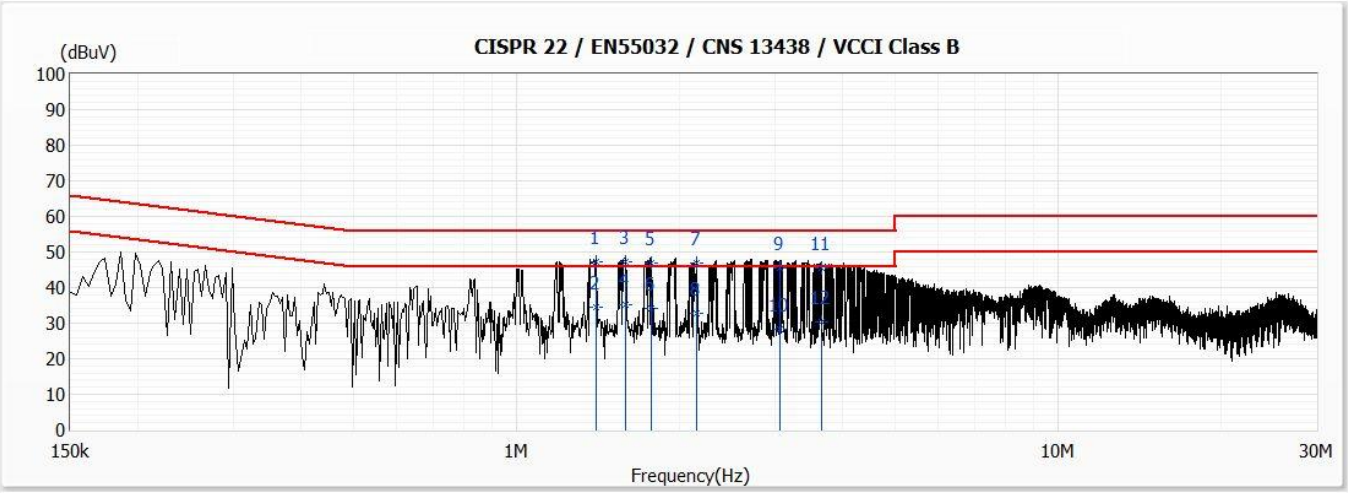

No	Frequency (MHz)	Emission Level (dBuV)	Limit (dBuV)	Margin (dB)	Reading Level (dBuV)	Correct Factor (dB)	Detector Type
1	1.404	47.19	56.00	-8.81	37.42	9.77	QP
2	1.404	34.43	46.00	-11.57	24.66	9.77	AV
*3	1.588	47.27	56.00	-8.73	37.49	9.78	QP
4	1.588	35.09	46.00	-10.91	25.31	9.78	AV
5	1.773	46.98	56.00	-9.02	37.20	9.78	QP
6	1.773	34.17	46.00	-11.83	24.39	9.78	AV
7	2.153	46.85	56.00	-9.15	37.07	9.78	QP
8	2.153	32.79	46.00	-13.21	23.01	9.78	AV
9	3.057	45.51	56.00	-10.49	35.70	9.81	QP
10	3.057	28.40	46.00	-17.60	18.59	9.81	AV
11	3.648	45.53	56.00	-10.47	35.70	9.83	QP
12	3.648	30.41	46.00	-15.59	20.58	9.83	AV

Remark:

1. "*" means this data is the worst emission level;"!" means this data is over limit.
2. Emission Level=Reading Level + Correct Factor(Correct Factor=LISN Factor+Cable Loss).
3. Margin=Emission Level-Limit.

Model No	GTM96900P9024-T3	Site	SR1
Test Voltage	AC 110V/60Hz	Test Date	2021/6/18
Test Mode	Mode 14	Engineer	Star Hsu
Phase	N	Temperature (℃)	24.9
Test Condition	--	Humidity (%RH)	51

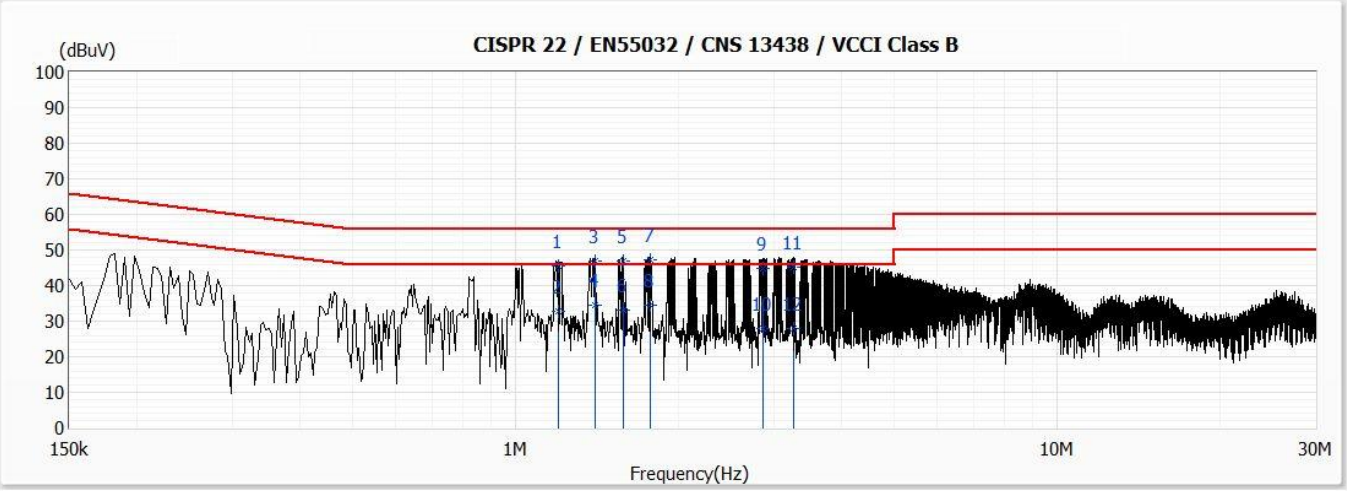

No	Frequency (MHz)	Emission Level (dBuV)	Limit (dBuV)	Margin (dB)	Reading Level (dBuV)	Correct Factor (dB)	Detector Type
1	1.200	45.44	56.00	-10.56	35.64	9.80	QP
2	1.200	32.62	46.00	-13.38	22.82	9.80	AV
3	1.405	46.96	56.00	-9.04	37.16	9.80	QP
4	1.405	34.54	46.00	-11.46	24.74	9.80	AV
5	1.583	46.86	56.00	-9.14	37.05	9.81	QP
6	1.583	33.12	46.00	-12.88	23.31	9.81	AV
*7	1.776	47.07	56.00	-8.93	37.26	9.81	QP
8	1.776	34.59	46.00	-11.41	24.78	9.81	AV
9	2.860	44.86	56.00	-11.14	35.02	9.84	QP
10	2.860	27.87	46.00	-18.13	18.03	9.84	AV
11	3.252	45.30	56.00	-10.70	35.45	9.85	QP
12	3.252	27.90	46.00	-18.10	18.05	9.85	AV

Remark:

1. "*" means this data is the worst emission level;"!" means this data is over limit.
2. Emission Level=Reading Level + Correct Factor(Correct Factor=LISN Factor+Cable Loss).
3. Margin=Emission Level-Limit.

Model No	GTM96900P9024-T3	Site	SR1
Test Voltage	AC 220V/60Hz	Test Date	2021/6/18
Test Mode	Mode 15	Engineer	Star Hsu
Phase	L1	Temperature (℃)	24.9
Test Condition	--	Humidity (%RH)	51

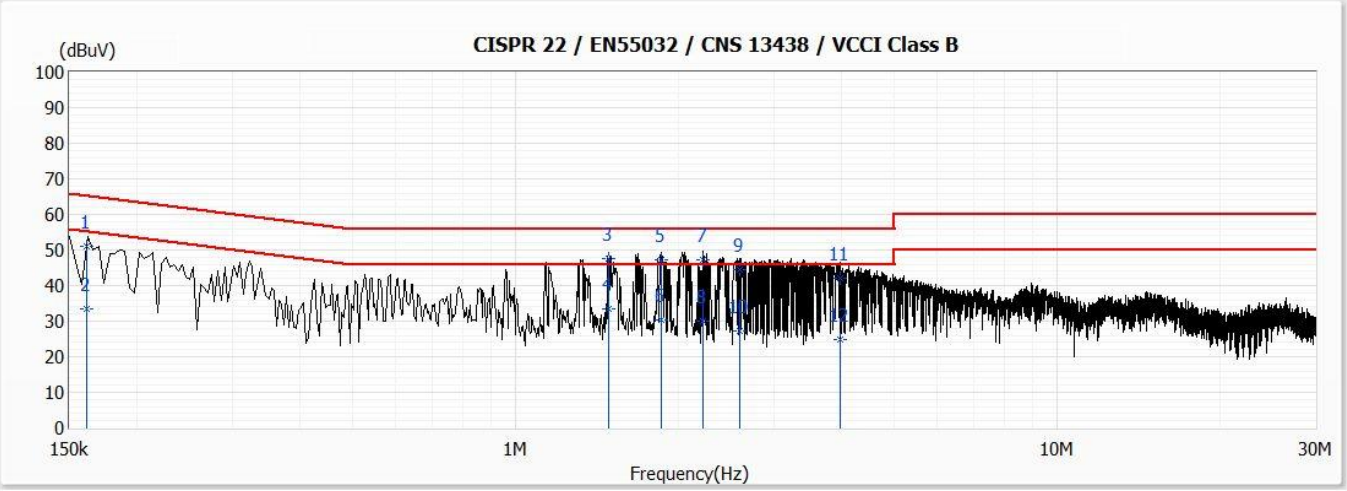

No	Frequency (MHz)	Emission Level (dBuV)	Limit (dBuV)	Margin (dB)	Reading Level (dBuV)	Correct Factor (dB)	Detector Type
1	0.162	50.91	65.38	-14.47	41.17	9.74	QP
2	0.162	33.61	55.38	-21.77	23.87	9.74	AV
*3	1.483	47.43	56.00	-8.57	37.66	9.77	QP
4	1.483	33.49	46.00	-12.51	23.72	9.77	AV
5	1.860	47.10	56.00	-8.90	37.32	9.78	QP
6	1.860	30.48	46.00	-15.52	20.70	9.78	AV
7	2.217	47.09	56.00	-8.91	37.31	9.78	QP
8	2.217	29.92	46.00	-16.08	20.14	9.78	AV
9	2.591	44.64	56.00	-11.36	34.84	9.80	QP
10	2.591	27.36	46.00	-18.64	17.56	9.80	AV
11	3.971	41.94	56.00	-14.06	32.10	9.84	QP
12	3.971	24.88	46.00	-21.12	15.04	9.84	AV

Remark:

1. "*" means this data is the worst emission level;"!" means this data is over limit.
2. Emission Level=Reading Level + Correct Factor(Correct Factor=LISN Factor+Cable Loss).
3. Margin=Emission Level-Limit.

Model No	GTM96900P9024-T3	Site	SR1
Test Voltage	AC 220V/60Hz	Test Date	2021/6/18
Test Mode	Mode 15	Engineer	Star Hsu
Phase	N	Temperature (℃)	24.9
Test Condition	--	Humidity (%RH)	51

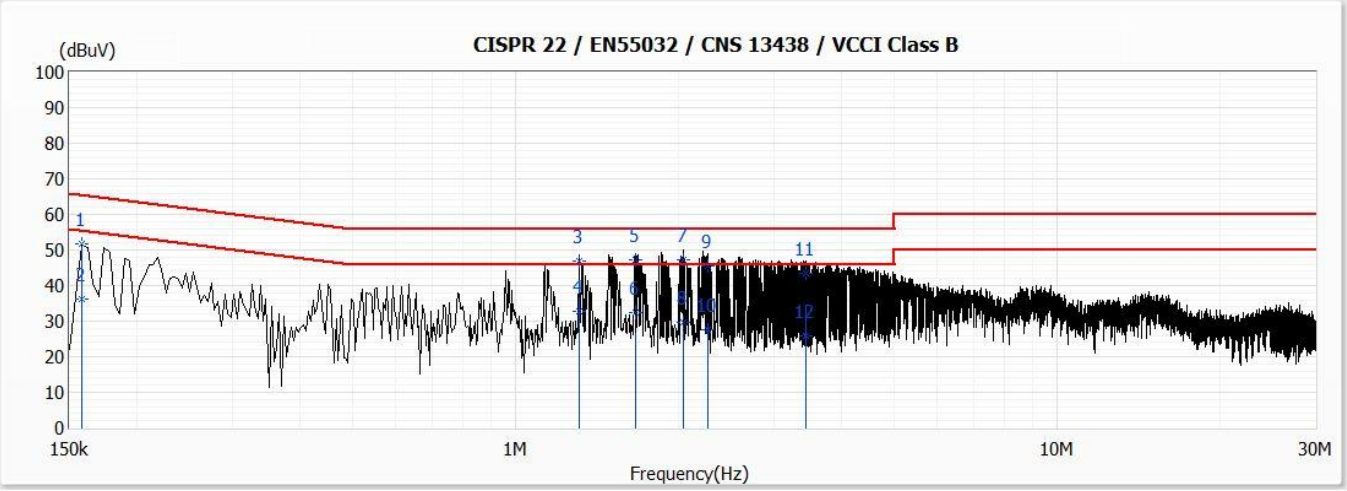

No	Frequency (MHz)	Emission Level (dBuV)	Limit (dBuV)	Margin (dB)	Reading Level (dBuV)	Correct Factor (dB)	Detector Type
1	0.158	51.65	65.58	-13.93	41.88	9.77	QP
2	0.158	36.16	55.58	-19.42	26.39	9.77	AV
3	1.307	47.03	56.00	-8.97	37.23	9.80	QP
4	1.307	32.77	46.00	-13.23	22.97	9.80	AV
5	1.663	47.12	56.00	-8.88	37.31	9.81	QP
6	1.663	32.25	46.00	-13.75	22.44	9.81	AV
*7	2.040	47.16	56.00	-8.84	37.35	9.81	QP
8	2.040	29.82	46.00	-16.18	20.01	9.81	AV
9	2.261	45.45	56.00	-10.55	35.63	9.82	QP
10	2.261	27.64	46.00	-18.36	17.82	9.82	AV
11	3.428	43.55	56.00	-12.45	33.70	9.85	QP
12	3.428	25.84	46.00	-20.16	15.99	9.85	AV

Remark:

1. "*" means this data is the worst emission level;"!" means this data is over limit.
2. Emission Level=Reading Level + Correct Factor(Correct Factor=LISN Factor+Cable Loss).
3. Margin=Emission Level-Limit.

Model No	GTM96900P9024-T3	Site	SR1
Test Voltage	AC 220V/60Hz	Test Date	2021/6/18
Test Mode	Mode 16	Engineer	Star Hsu
Phase	L1	Temperature (℃)	24.9
Test Condition	--	Humidity (%RH)	51

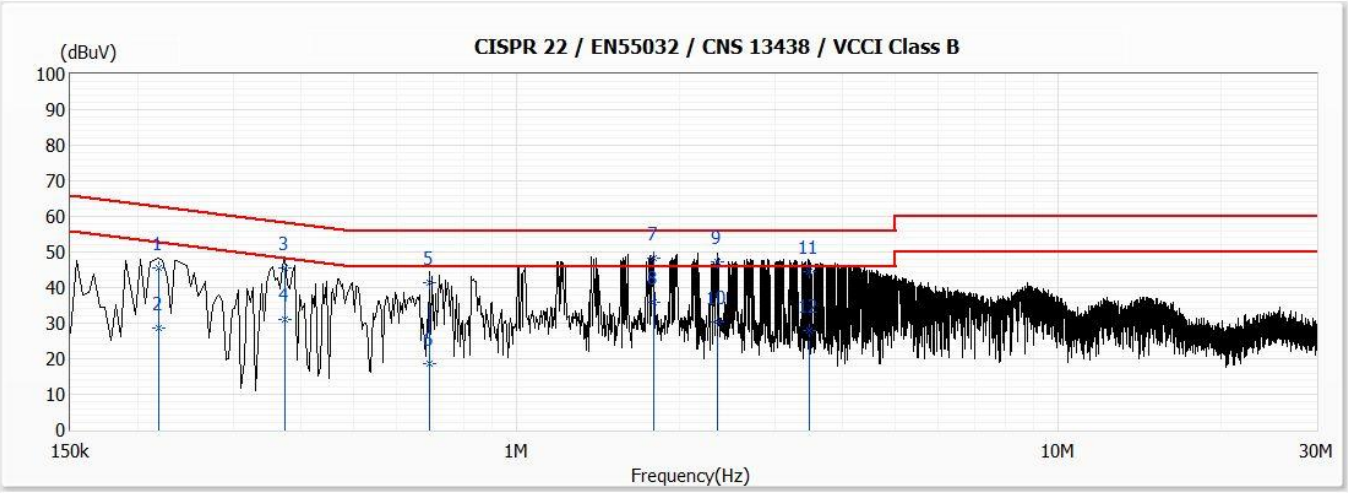

No	Frequency (MHz)	Emission Level (dBuV)	Limit (dBuV)	Margin (dB)	Reading Level (dBuV)	Correct Factor (dB)	Detector Type
1	0.219	45.68	62.86	-17.18	35.95	9.73	QP
2	0.219	28.62	52.86	-24.24	18.89	9.73	AV
3	0.373	45.46	58.42	-12.96	35.74	9.72	QP
4	0.373	31.06	48.42	-17.36	21.34	9.72	AV
5	0.691	41.28	56.00	-14.72	31.54	9.74	QP
6	0.691	18.65	46.00	-27.35	8.91	9.74	AV
*7	1.792	48.12	56.00	-7.88	38.34	9.78	QP
8	1.792	35.72	46.00	-10.28	25.94	9.78	AV
9	2.344	47.20	56.00	-8.80	37.41	9.79	QP
10	2.344	30.49	46.00	-15.51	20.70	9.79	AV
11	3.476	44.59	56.00	-11.41	34.77	9.82	QP
12	3.476	27.79	46.00	-18.21	17.97	9.82	AV

Remark:

1. "*" means this data is the worst emission level;"!" means this data is over limit.
2. Emission Level=Reading Level + Correct Factor(Correct Factor=LISN Factor+Cable Loss).
3. Margin=Emission Level-Limit.

Model No	GTM96900P9024-T3	Site	SR1
Test Voltage	AC 220V/60Hz	Test Date	2021/6/18
Test Mode	Mode 16	Engineer	Star Hsu
Phase	N	Temperature (℃)	24.9
Test Condition	--	Humidity (%RH)	51

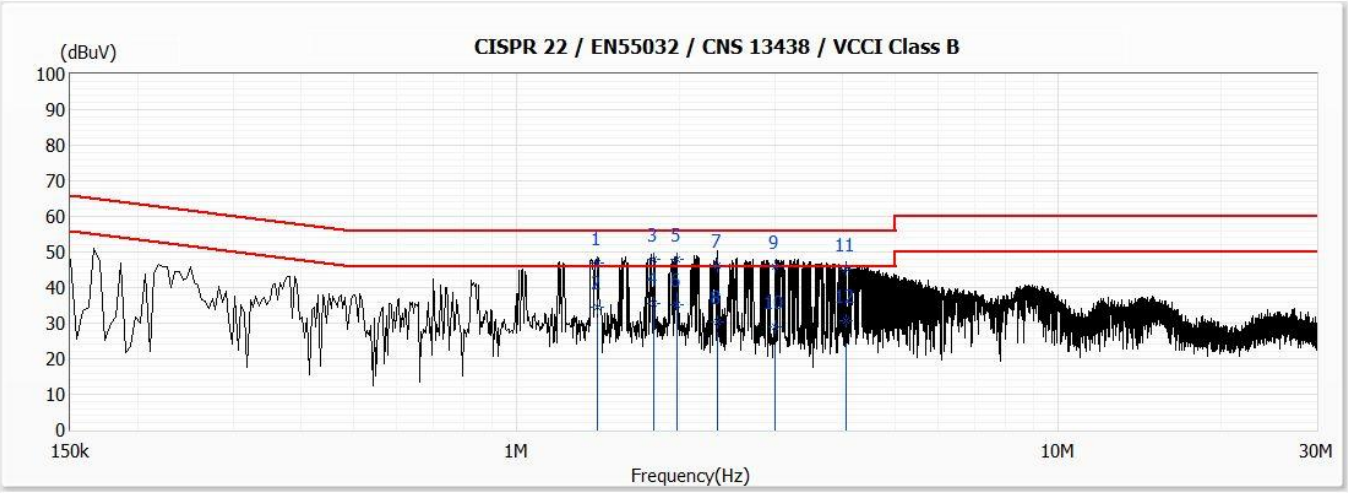

No	Frequency (MHz)	Emission Level (dBuV)	Limit (dBuV)	Margin (dB)	Reading Level (dBuV)	Correct Factor (dB)	Detector Type
1	1.409	46.79	56.00	-9.21	36.99	9.80	QP
2	1.409	34.42	46.00	-11.58	24.62	9.80	AV
*3	1.793	48.04	56.00	-7.96	38.23	9.81	QP
4	1.793	35.49	46.00	-10.51	25.68	9.81	AV
5	1.980	47.98	56.00	-8.02	38.17	9.81	QP
6	1.980	35.28	46.00	-10.72	25.47	9.81	AV
7	2.348	46.36	56.00	-9.64	36.54	9.82	QP
8	2.348	30.34	46.00	-15.66	20.52	9.82	AV
9	3.007	46.02	56.00	-9.98	36.18	9.84	QP
10	3.007	29.09	46.00	-16.91	19.25	9.84	AV
11	4.056	45.05	56.00	-10.95	35.18	9.87	QP
12	4.056	30.62	46.00	-15.38	20.75	9.87	AV

Remark:

1. "*" means this data is the worst emission level;"!" means this data is over limit.
2. Emission Level=Reading Level + Correct Factor(Correct Factor=LISN Factor+Cable Loss).
3. Margin=Emission Level-Limit.

Model No	GTM96900P9048-T3	Site	SR1
Test Voltage	AC 110V/60Hz	Test Date	2021/6/18
Test Mode	Mode 17	Engineer	Star Hsu
Phase	L1	Temperature (℃)	24.9
Test Condition	--	Humidity (%RH)	51

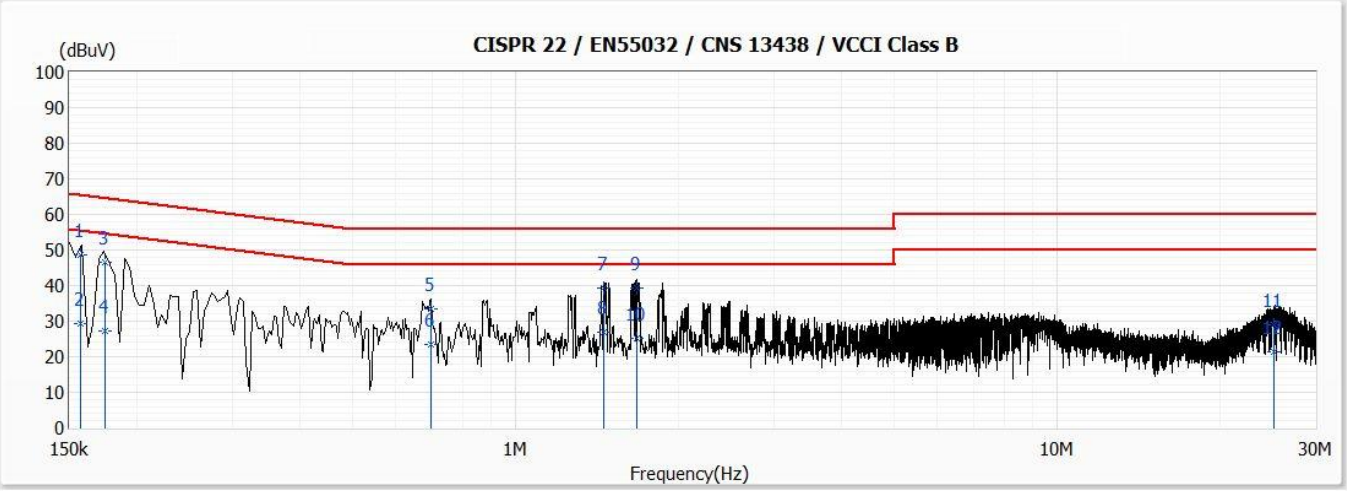

No	Frequency (MHz)	Emission Level (dBuV)	Limit (dBuV)	Margin (dB)	Reading Level (dBuV)	Correct Factor (dB)	Detector Type
1	0.157	48.66	65.61	-16.95	38.92	9.74	QP
2	0.157	29.24	55.61	-26.37	19.50	9.74	AV
3	0.175	46.58	64.74	-18.16	36.84	9.74	QP
4	0.175	27.28	54.74	-27.46	17.54	9.74	AV
5	0.697	33.37	56.00	-22.63	23.63	9.74	QP
6	0.697	23.42	46.00	-22.58	13.68	9.74	AV
7	1.452	39.30	56.00	-16.70	29.53	9.77	QP
8	1.452	26.80	46.00	-19.20	17.03	9.77	AV
*9	1.677	39.33	56.00	-16.67	29.55	9.78	QP
10	1.677	25.19	46.00	-20.81	15.41	9.78	AV
11	25.077	28.92	60.00	-31.08	18.73	10.19	QP
12	25.077	21.52	50.00	-28.48	11.33	10.19	AV

Remark:

1. "*" means this data is the worst emission level;"!" means this data is over limit.
2. Emission Level=Reading Level + Correct Factor(Correct Factor=LISN Factor+Cable Loss).
3. Margin=Emission Level-Limit.

Model No	GTM96900P9048-T3	Site	SR1
Test Voltage	AC 110V/60Hz	Test Date	2021/6/18
Test Mode	Mode 17	Engineer	Star Hsu
Phase	N	Temperature (℃)	24.9
Test Condition	--	Humidity (%RH)	51

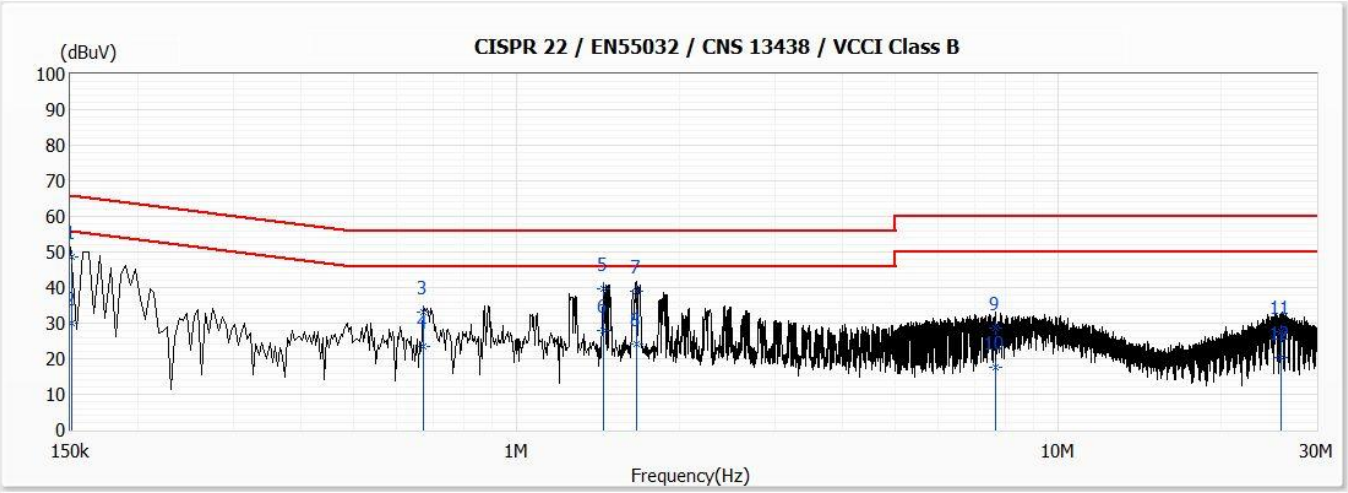

No	Frequency (MHz)	Emission Level (dBuV)	Limit (dBuV)	Margin (dB)	Reading Level (dBuV)	Correct Factor (dB)	Detector Type
1	0.150	48.70	65.98	-17.28	38.93	9.77	QP
2	0.150	29.95	55.98	-26.03	20.18	9.77	AV
3	0.673	32.94	56.00	-23.06	23.18	9.76	QP
4	0.673	23.42	46.00	-22.58	13.66	9.76	AV
*5	1.445	39.73	56.00	-16.27	29.93	9.80	QP
6	1.445	27.95	46.00	-18.05	18.15	9.80	AV
7	1.668	39.03	56.00	-16.97	29.22	9.81	QP
8	1.668	24.30	46.00	-21.70	14.49	9.81	AV
9	7.656	28.61	60.00	-31.39	18.62	9.99	QP
10	7.656	17.50	50.00	-32.50	7.51	9.99	AV
11	25.755	27.66	60.00	-32.34	17.27	10.39	QP
12	25.755	20.19	50.00	-29.81	9.80	10.39	AV

Remark:

1. "*" means this data is the worst emission level;"!" means this data is over limit.
2. Emission Level=Reading Level + Correct Factor(Correct Factor=LISN Factor+Cable Loss).
3. Margin=Emission Level-Limit.

Model No	GTM96900P9048-T3	Site	SR1
Test Voltage	AC 110V/60Hz	Test Date	2021/6/18
Test Mode	Mode 18	Engineer	Star Hsu
Phase	L1	Temperature (℃)	24.9
Test Condition	--	Humidity (%RH)	51

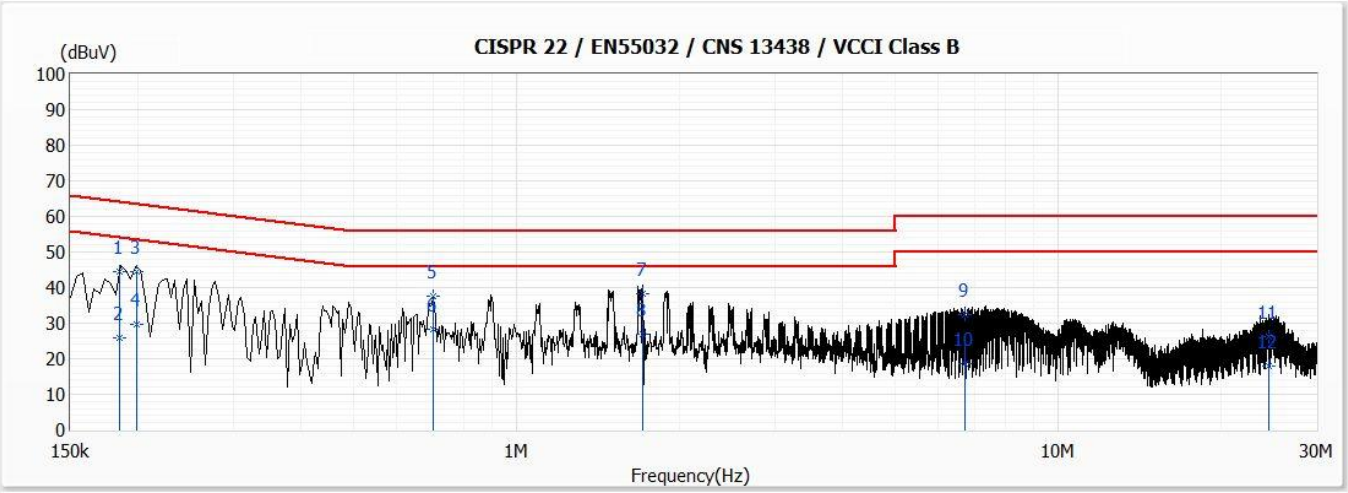

No	Frequency (MHz)	Emission Level (dBuV)	Limit (dBuV)	Margin (dB)	Reading Level (dBuV)	Correct Factor (dB)	Detector Type
1	0.185	44.45	64.25	-19.80	34.72	9.73	QP
2	0.185	25.88	54.25	-28.37	16.15	9.73	AV
3	0.199	44.58	63.66	-19.08	34.85	9.73	QP
4	0.199	29.51	53.66	-24.15	19.78	9.73	AV
5	0.703	37.57	56.00	-18.43	27.82	9.75	QP
*6	0.703	28.29	46.00	-17.71	18.54	9.75	AV
7	1.709	38.22	56.00	-17.78	28.44	9.78	QP
8	1.709	26.80	46.00	-19.20	17.02	9.78	AV
9	6.737	32.28	60.00	-27.72	22.36	9.92	QP
10	6.737	18.53	50.00	-31.47	8.61	9.92	AV
11	24.440	26.35	60.00	-33.65	16.16	10.19	QP
12	24.440	17.99	50.00	-32.01	7.80	10.19	AV

Remark:

1. "*" means this data is the worst emission level;"!" means this data is over limit.
2. Emission Level=Reading Level + Correct Factor(Correct Factor=LISN Factor+Cable Loss).
3. Margin=Emission Level-Limit.

Model No	GTM96900P9048-T3	Site	SR1
Test Voltage	AC 110V/60Hz	Test Date	2021/6/18
Test Mode	Mode 18	Engineer	Star Hsu
Phase	N	Temperature (℃)	24.9
Test Condition	--	Humidity (%RH)	51

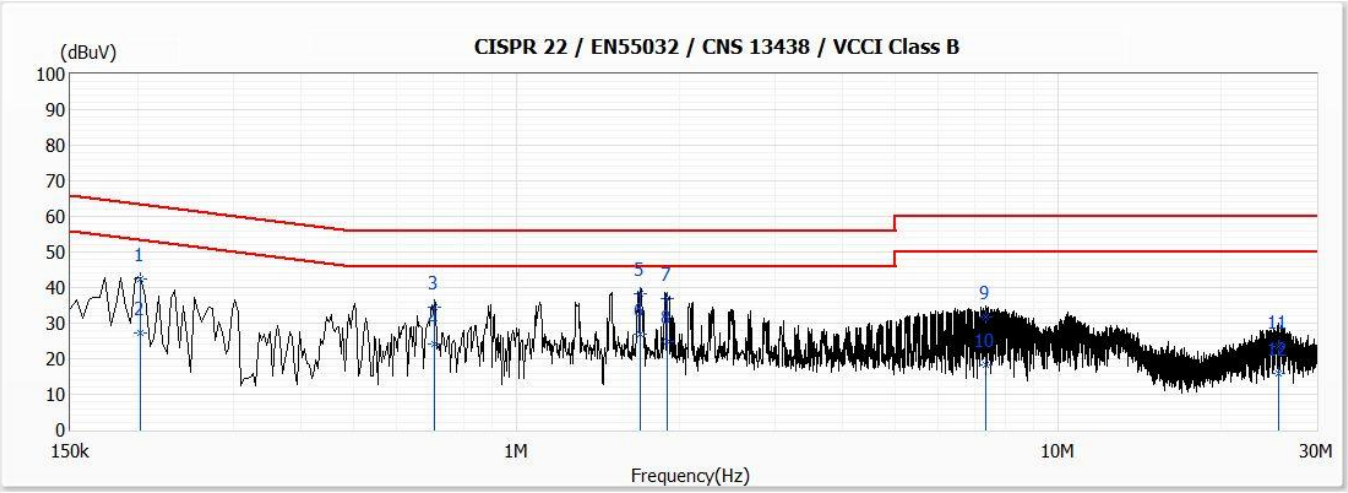

No	Frequency (MHz)	Emission Level (dBuV)	Limit (dBuV)	Margin (dB)	Reading Level (dBuV)	Correct Factor (dB)	Detector Type
1	0.201	42.46	63.55	-21.09	32.70	9.76	QP
2	0.201	27.33	53.55	-26.22	17.57	9.76	AV
3	0.706	34.32	56.00	-21.68	24.54	9.78	QP
4	0.706	23.98	46.00	-22.02	14.20	9.78	AV
*5	1.687	38.11	56.00	-17.89	28.30	9.81	QP
6	1.687	27.05	46.00	-18.95	17.24	9.81	AV
7	1.897	36.89	56.00	-19.11	27.08	9.81	QP
8	1.897	24.77	46.00	-21.23	14.96	9.81	AV
9	7.343	31.59	60.00	-28.41	21.61	9.98	QP
10	7.343	18.11	50.00	-31.89	8.13	9.98	AV
11	25.500	23.38	60.00	-36.62	12.99	10.39	QP
12	25.500	15.95	50.00	-34.05	5.56	10.39	AV

Remark:

1. "*" means this data is the worst emission level;"!" means this data is over limit.
2. Emission Level=Reading Level + Correct Factor(Correct Factor=LISN Factor+Cable Loss).
3. Margin=Emission Level-Limit.

Model No	GTM96900P9048-T3	Site	SR1
Test Voltage	AC 220V/60Hz	Test Date	2021/6/18
Test Mode	Mode 19	Engineer	Star Hsu
Phase	L1	Temperature (℃)	24.9
Test Condition	--	Humidity (%RH)	51

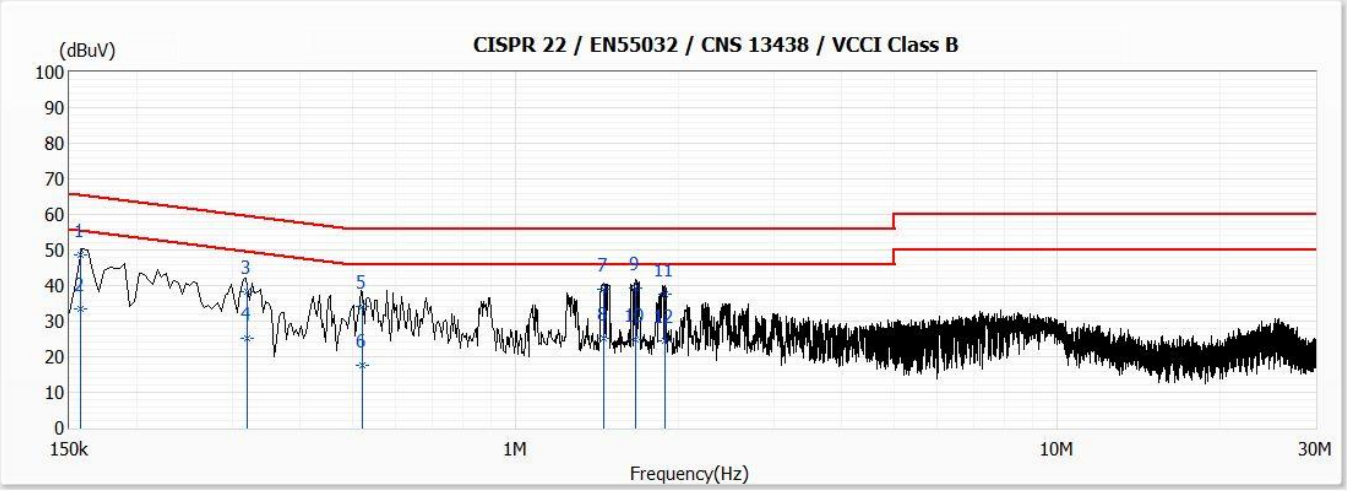

No	Frequency (MHz)	Emission Level (dBuV)	Limit (dBuV)	Margin (dB)	Reading Level (dBuV)	Correct Factor (dB)	Detector Type
1	0.157	48.61	65.61	-17.00	38.87	9.74	QP
2	0.157	33.36	55.61	-22.25	23.62	9.74	AV
3	0.319	38.18	59.74	-21.56	28.46	9.72	QP
4	0.319	25.06	49.74	-24.68	15.34	9.72	AV
5	0.521	34.26	56.00	-21.74	24.54	9.72	QP
6	0.521	17.51	46.00	-28.49	7.79	9.72	AV
7	1.452	39.06	56.00	-16.94	29.29	9.77	QP
8	1.452	25.29	46.00	-20.71	15.52	9.77	AV
*9	1.669	39.47	56.00	-16.53	29.69	9.78	QP
10	1.669	24.85	46.00	-21.15	15.07	9.78	AV
11	1.888	37.53	56.00	-18.47	27.75	9.78	QP
12	1.888	24.40	46.00	-21.60	14.62	9.78	AV

Remark:

1. "*" means this data is the worst emission level;"!" means this data is over limit.
2. Emission Level=Reading Level + Correct Factor(Correct Factor=LISN Factor+Cable Loss).
3. Margin=Emission Level-Limit.

Model No	GTM96900P9048-T3	Site	SR1
Test Voltage	AC 220V/60Hz	Test Date	2021/6/18
Test Mode	Mode 19	Engineer	Star Hsu
Phase	N	Temperature (℃)	24.9
Test Condition	--	Humidity (%RH)	51

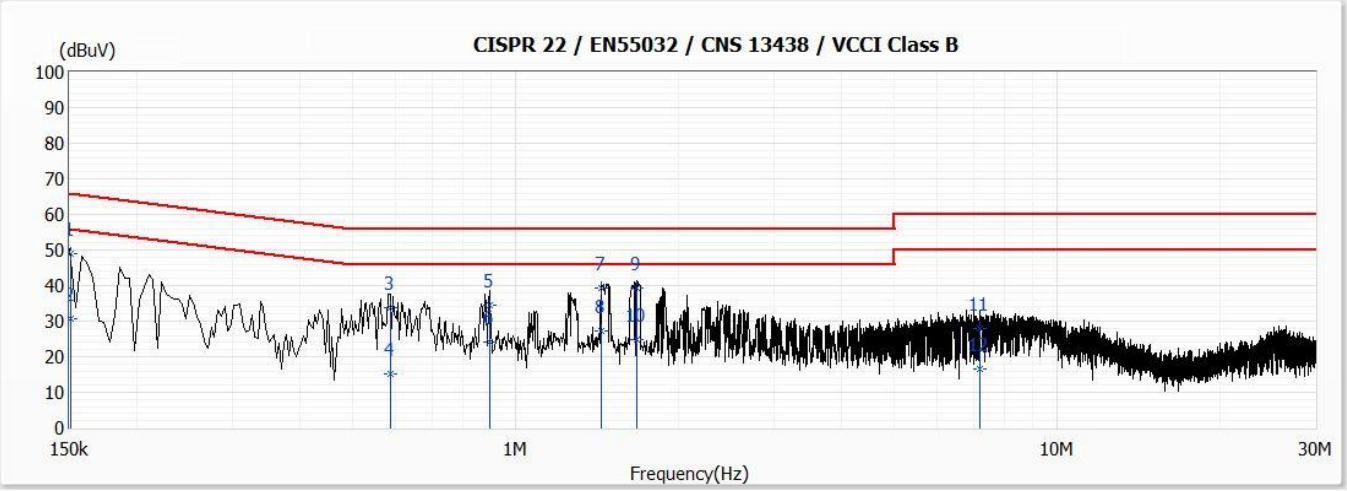

No	Frequency (MHz)	Emission Level (dBuV)	Limit (dBuV)	Margin (dB)	Reading Level (dBuV)	Correct Factor (dB)	Detector Type
1	0.151	49.09	65.95	-16.86	39.32	9.77	QP
2	0.151	30.77	55.95	-25.18	21.00	9.77	AV
3	0.587	33.89	56.00	-22.11	24.13	9.76	QP
4	0.587	15.09	46.00	-30.91	5.33	9.76	AV
5	0.895	34.35	56.00	-21.65	24.56	9.79	QP
6	0.895	24.14	46.00	-21.86	14.35	9.79	AV
7	1.439	39.42	56.00	-16.58	29.62	9.80	QP
8	1.439	27.13	46.00	-18.87	17.33	9.80	AV
*9	1.676	39.43	56.00	-16.57	29.62	9.81	QP
10	1.676	24.72	46.00	-21.28	14.91	9.81	AV
11	7.199	28.01	60.00	-31.99	18.03	9.98	QP
12	7.199	16.66	50.00	-33.34	6.68	9.98	AV

Remark:

1. "*" means this data is the worst emission level;"!" means this data is over limit.
2. Emission Level=Reading Level + Correct Factor(Correct Factor=LISN Factor+Cable Loss).
3. Margin=Emission Level-Limit.

Model No	GTM96900P9048-T3	Site	SR1
Test Voltage	AC 220V/60Hz	Test Date	2021/6/18
Test Mode	Mode 20	Engineer	Star Hsu
Phase	L1	Temperature (℃)	24.9
Test Condition	--	Humidity (%RH)	51

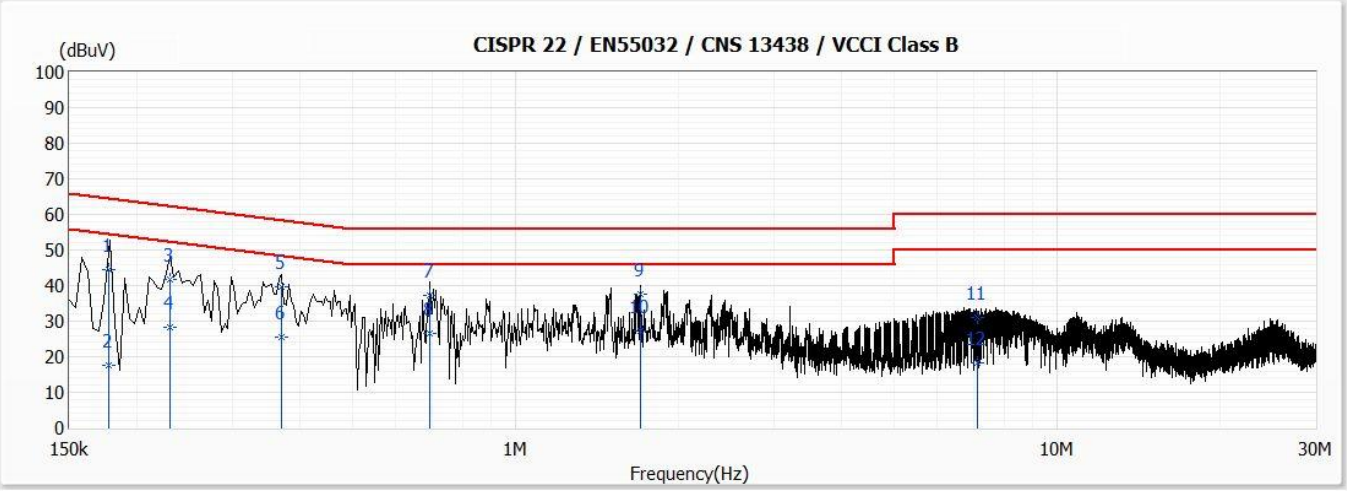

No	Frequency (MHz)	Emission Level (dBuV)	Limit (dBuV)	Margin (dB)	Reading Level (dBuV)	Correct Factor (dB)	Detector Type
1	0.177	44.54	64.60	-20.06	34.81	9.73	QP
2	0.177	17.69	54.60	-36.91	7.96	9.73	AV
3	0.230	41.70	62.43	-20.73	31.97	9.73	QP
4	0.230	28.43	52.43	-24.00	18.70	9.73	AV
5	0.369	39.65	58.52	-18.87	29.93	9.72	QP
6	0.369	25.63	48.52	-22.89	15.91	9.72	AV
7	0.693	37.30	56.00	-18.70	27.56	9.74	QP
8	0.693	26.46	46.00	-19.54	16.72	9.74	AV
*9	1.700	37.44	56.00	-18.56	27.66	9.78	QP
10	1.700	27.16	46.00	-18.84	17.38	9.78	AV
11	7.105	31.08	60.00	-28.92	21.14	9.94	QP
12	7.105	18.13	50.00	-31.87	8.19	9.94	AV

Remark:

1. "*" means this data is the worst emission level;"!" means this data is over limit.
2. Emission Level=Reading Level + Correct Factor(Correct Factor=LISN Factor+Cable Loss).
3. Margin=Emission Level-Limit.

Model No	GTM96900P9048-T3	Site	SR1
Test Voltage	AC 220V/60Hz	Test Date	2021/6/18
Test Mode	Mode 20	Engineer	Star Hsu
Phase	N	Temperature (℃)	24.9
Test Condition	--	Humidity (%RH)	51

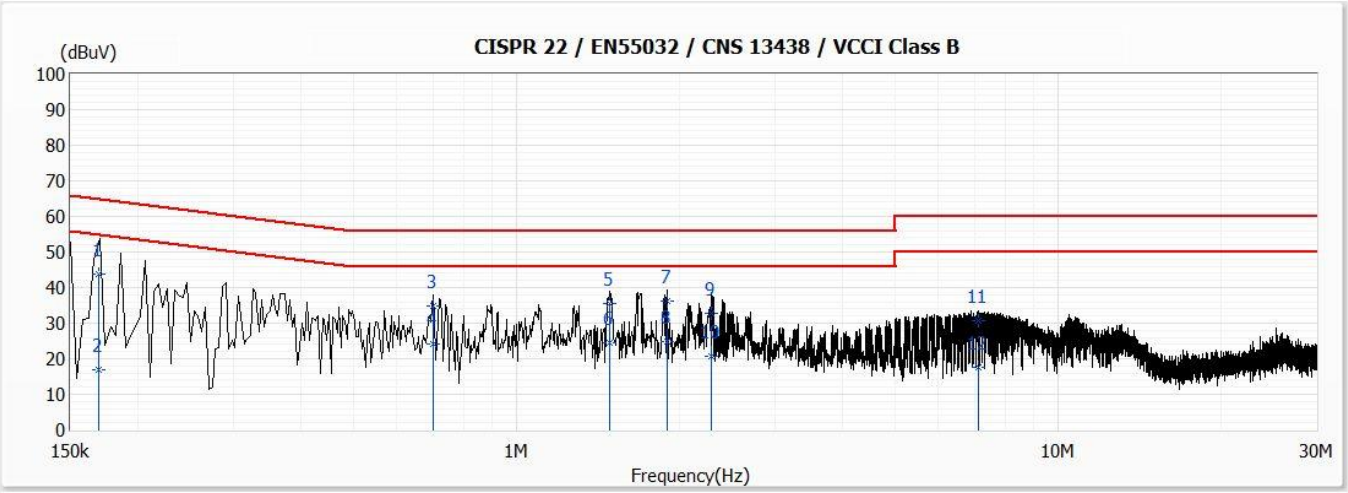

No	Frequency (MHz)	Emission Level (dBuV)	Limit (dBuV)	Margin (dB)	Reading Level (dBuV)	Correct Factor (dB)	Detector Type
1	0.169	43.78	64.99	-21.21	34.01	9.77	QP
2	0.169	17.05	54.99	-37.94	7.28	9.77	AV
3	0.702	34.66	56.00	-21.34	24.88	9.78	QP
4	0.702	24.28	46.00	-21.72	14.50	9.78	AV
5	1.488	35.50	56.00	-20.50	25.70	9.80	QP
6	1.488	24.49	46.00	-21.51	14.69	9.80	AV
*7	1.896	36.32	56.00	-19.68	26.51	9.81	QP
8	1.896	24.85	46.00	-21.15	15.04	9.81	AV
9	2.288	32.87	56.00	-23.13	23.05	9.82	QP
10	2.288	20.58	46.00	-25.42	10.76	9.82	AV
11	7.108	30.82	60.00	-29.18	20.84	9.98	QP
12	7.108	17.62	50.00	-32.38	7.64	9.98	AV

Remark:

1. "*" means this data is the worst emission level;"!" means this data is over limit.
2. Emission Level=Reading Level + Correct Factor(Correct Factor=LISN Factor+Cable Loss).
3. Margin=Emission Level-Limit.

Model No	GTM96900P9054-T3	Site	SR1
Test Voltage	AC 110V/60Hz	Test Date	2021/6/18
Test Mode	Mode 21	Engineer	Star Hsu
Phase	L1	Temperature (℃)	24.9
Test Condition	--	Humidity (%RH)	51

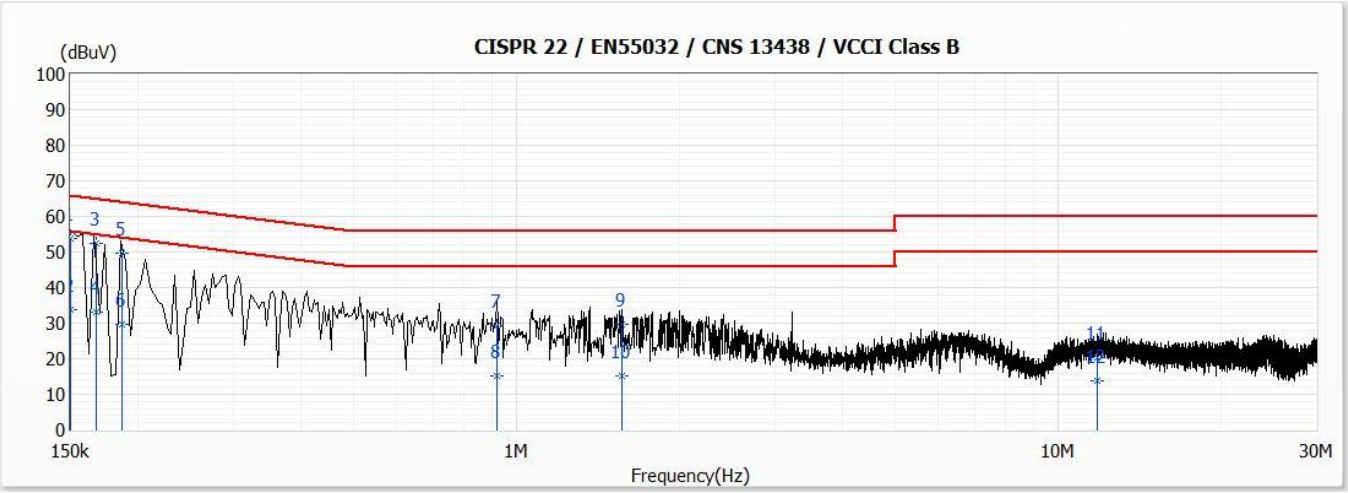

No	Frequency (MHz)	Emission Level (dBuV)	Limit (dBuV)	Margin (dB)	Reading Level (dBuV)	Correct Factor (dB)	Detector Type
*1	0.150	53.70	66.00	-12.30	43.96	9.74	QP
2	0.150	33.80	56.00	-22.20	24.06	9.74	AV
3	0.167	52.39	65.11	-12.72	42.65	9.74	QP
4	0.167	33.07	55.11	-22.04	23.33	9.74	AV
5	0.187	49.61	64.18	-14.57	39.88	9.73	QP
6	0.187	29.72	54.18	-24.46	19.99	9.73	AV
7	0.918	29.30	56.00	-26.70	19.54	9.76	QP
8	0.918	15.25	46.00	-30.75	5.49	9.76	AV
9	1.564	29.77	56.00	-26.23	19.99	9.78	QP
10	1.564	15.18	46.00	-30.82	5.40	9.78	AV
11	11.831	20.40	60.00	-39.60	10.35	10.05	QP
12	11.831	13.89	50.00	-36.11	3.84	10.05	AV

Remark:

1. "*" means this data is the worst emission level;"!" means this data is over limit.
2. Emission Level=Reading Level + Correct Factor(Correct Factor=LISN Factor+Cable Loss).
3. Margin=Emission Level-Limit.

Model No	GTM96900P9054-T3	Site	SR1
Test Voltage	AC 110V/60Hz	Test Date	2021/6/18
Test Mode	Mode 21	Engineer	Star Hsu
Phase	N	Temperature (℃)	24.9
Test Condition	--	Humidity (%RH)	51

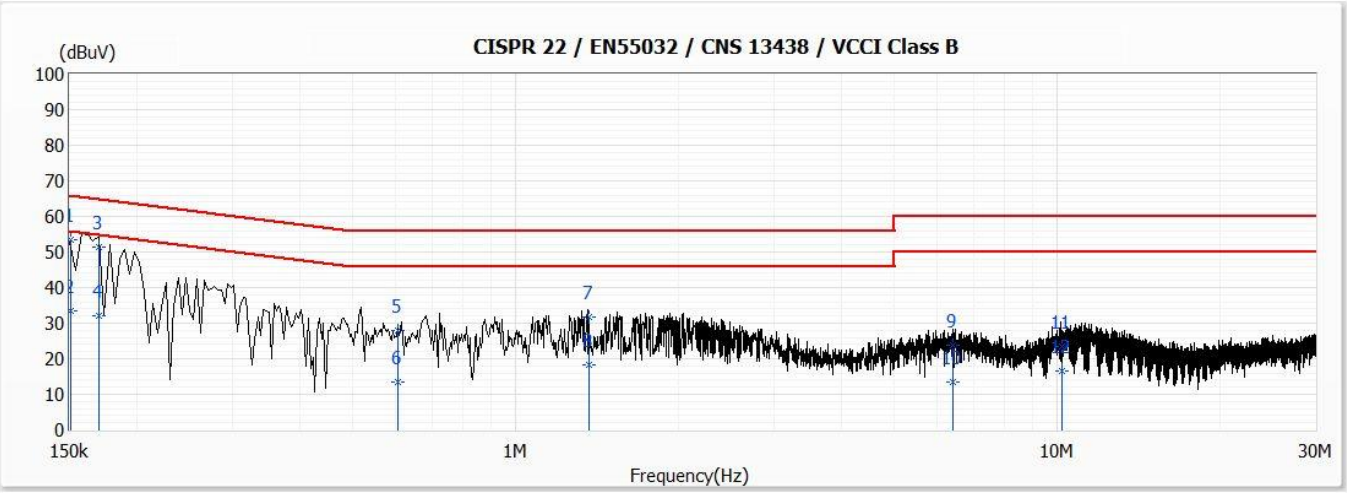

No	Frequency (MHz)	Emission Level (dBuV)	Limit (dBuV)	Margin (dB)	Reading Level (dBuV)	Correct Factor (dB)	Detector Type
*1	0.150	53.47	65.97	-12.50	43.70	9.77	QP
2	0.150	33.53	55.97	-22.44	23.76	9.77	AV
3	0.170	51.55	64.96	-13.41	41.78	9.77	QP
4	0.170	32.19	54.96	-22.77	22.42	9.77	AV
5	0.608	27.80	56.00	-28.20	18.04	9.76	QP
6	0.608	13.33	46.00	-32.67	3.57	9.76	AV
7	1.366	31.65	56.00	-24.35	21.85	9.80	QP
8	1.366	18.12	46.00	-27.88	8.32	9.80	AV
9	6.407	23.87	60.00	-36.13	13.92	9.95	QP
10	6.407	13.53	50.00	-36.47	3.58	9.95	AV
11	10.197	23.51	60.00	-36.49	13.44	10.07	QP
12	10.197	16.64	50.00	-33.36	6.57	10.07	AV

Remark:

1. "*" means this data is the worst emission level;"!" means this data is over limit.
2. Emission Level=Reading Level + Correct Factor(Correct Factor=LISN Factor+Cable Loss).
3. Margin=Emission Level-Limit.

Model No	GTM96900P9054-T3	Site	SR1
Test Voltage	AC 110V/60Hz	Test Date	2021/6/18
Test Mode	Mode 22	Engineer	Star Hsu
Phase	L1	Temperature (℃)	24.9
Test Condition	--	Humidity (%RH)	51

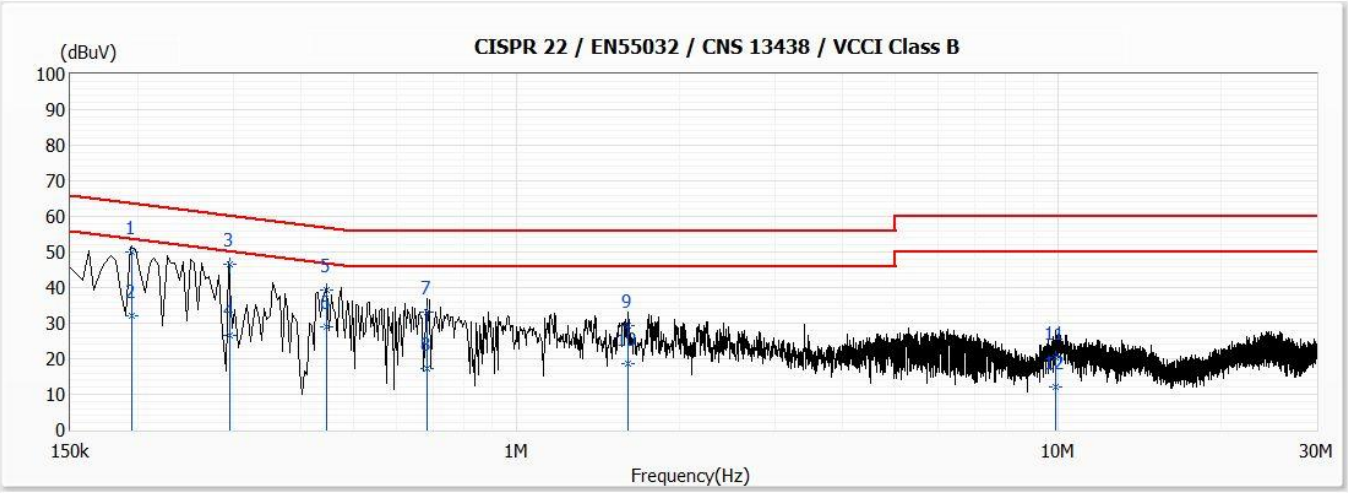

No	Frequency (MHz)	Emission Level (dBuV)	Limit (dBuV)	Margin (dB)	Reading Level (dBuV)	Correct Factor (dB)	Detector Type
*1	0.195	50.16	63.82	-13.66	40.43	9.73	QP
2	0.195	31.93	53.82	-21.89	22.20	9.73	AV
3	0.295	46.42	60.39	-13.97	36.69	9.73	QP
4	0.295	26.43	50.39	-23.96	16.70	9.73	AV
5	0.445	39.37	56.97	-17.60	29.65	9.72	QP
6	0.445	29.00	46.97	-17.97	19.28	9.72	AV
7	0.681	33.21	56.00	-22.79	23.48	9.73	QP
8	0.681	17.09	46.00	-28.91	7.36	9.73	AV
9	1.609	29.22	56.00	-26.78	19.44	9.78	QP
10	1.609	18.52	46.00	-27.48	8.74	9.78	AV
11	9.869	20.37	60.00	-39.63	10.35	10.02	QP
12	9.869	12.20	50.00	-37.80	2.18	10.02	AV

Remark:

1. "*" means this data is the worst emission level;"!" means this data is over limit.
2. Emission Level=Reading Level + Correct Factor(Correct Factor=LISN Factor+Cable Loss).
3. Margin=Emission Level-Limit.

Model No	GTM96900P9054-T3	Site	SR1
Test Voltage	AC 110V/60Hz	Test Date	2021/6/18
Test Mode	Mode 22	Engineer	Star Hsu
Phase	N	Temperature (℃)	24.9
Test Condition	--	Humidity (%RH)	51

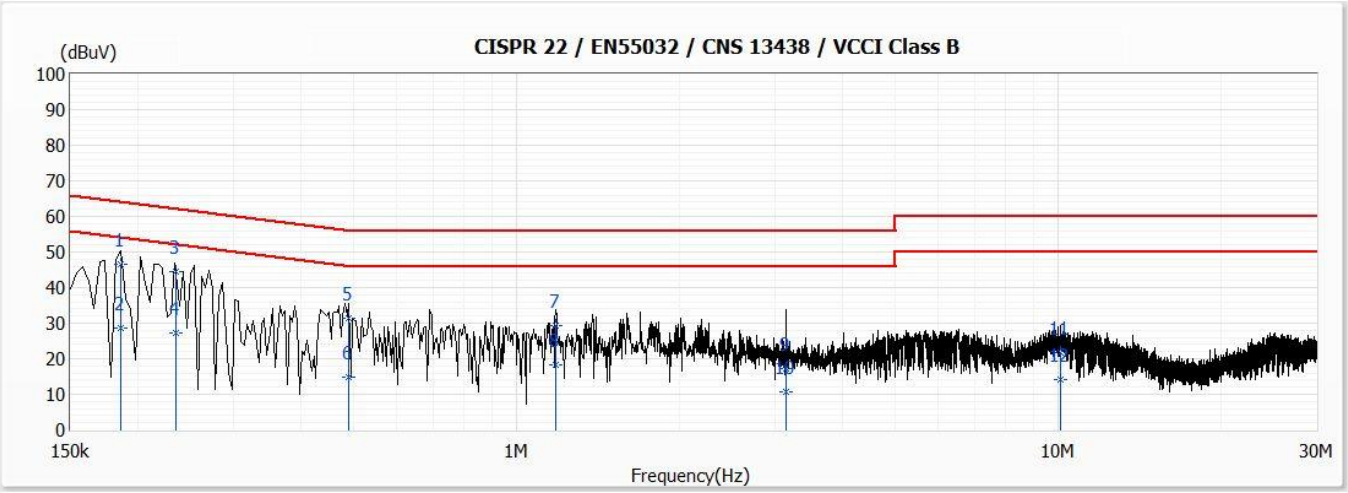

No	Frequency (MHz)	Emission Level (dBuV)	Limit (dBuV)	Margin (dB)	Reading Level (dBuV)	Correct Factor (dB)	Detector Type
*1	0.185	46.67	64.25	-17.58	36.91	9.76	QP
2	0.185	28.71	54.25	-25.54	18.95	9.76	AV
3	0.234	44.36	62.30	-17.94	34.60	9.76	QP
4	0.234	27.20	52.30	-25.10	17.44	9.76	AV
5	0.490	31.28	56.17	-24.89	21.53	9.75	QP
6	0.490	14.69	46.17	-31.48	4.94	9.75	AV
7	1.180	29.43	56.00	-26.57	19.63	9.80	QP
8	1.180	18.16	46.00	-27.84	8.36	9.80	AV
9	3.140	17.35	56.00	-38.65	7.51	9.84	QP
10	3.140	10.81	46.00	-35.19	0.97	9.84	AV
11	10.077	21.89	60.00	-38.11	11.82	10.07	QP
12	10.077	14.12	50.00	-35.88	4.05	10.07	AV

Remark:

1. "*" means this data is the worst emission level;"!" means this data is over limit.
2. Emission Level=Reading Level + Correct Factor(Correct Factor=LISN Factor+Cable Loss).
3. Margin=Emission Level-Limit.

Model No	GTM96900P9054-T3	Site	SR1
Test Voltage	AC 220V/60Hz	Test Date	2021/6/18
Test Mode	Mode 23	Engineer	Star Hsu
Phase	L1	Temperature (℃)	24.9
Test Condition	--	Humidity (%RH)	51

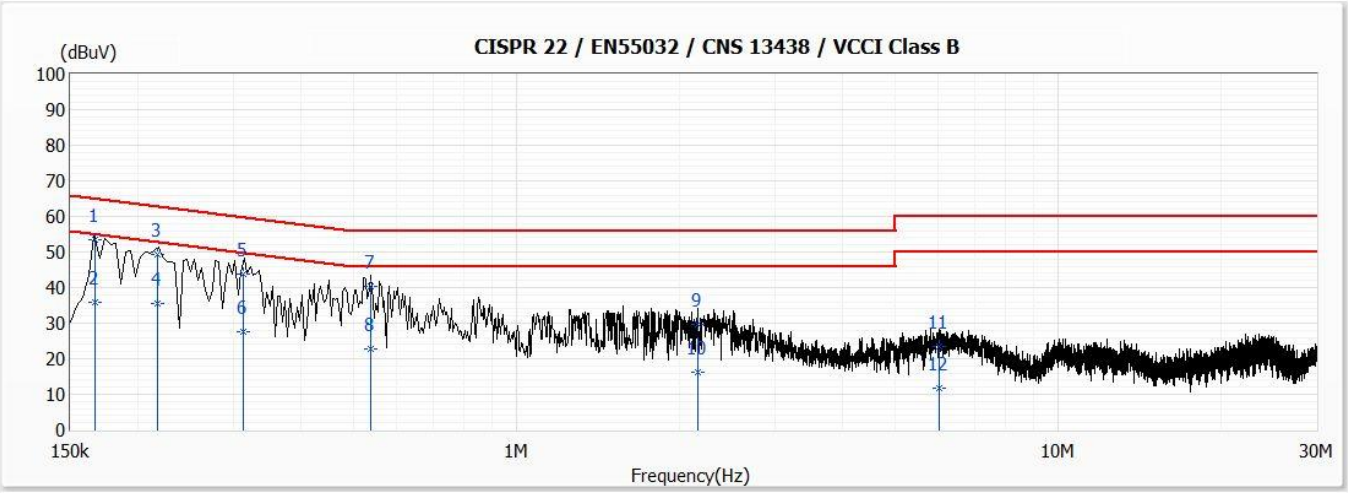

No	Frequency (MHz)	Emission Level (dBuV)	Limit (dBuV)	Margin (dB)	Reading Level (dBuV)	Correct Factor (dB)	Detector Type
*1	0.166	53.38	65.14	-11.76	43.64	9.74	QP
2	0.166	35.77	55.14	-19.37	26.03	9.74	AV
3	0.217	49.38	62.92	-13.54	39.65	9.73	QP
4	0.217	35.64	52.92	-17.28	25.91	9.73	AV
5	0.313	43.78	59.88	-16.10	34.06	9.72	QP
6	0.313	27.43	49.88	-22.45	17.71	9.72	AV
7	0.538	40.20	56.00	-15.80	30.48	9.72	QP
8	0.538	22.66	46.00	-23.34	12.94	9.72	AV
9	2.164	29.61	56.00	-26.39	19.83	9.78	QP
10	2.164	16.32	46.00	-29.68	6.54	9.78	AV
11	6.041	23.57	60.00	-36.43	13.67	9.90	QP
12	6.041	11.84	50.00	-38.16	1.94	9.90	AV

Remark:

1. "*" means this data is the worst emission level;"!" means this data is over limit.
2. Emission Level=Reading Level + Correct Factor(Correct Factor=LISN Factor+Cable Loss).
3. Margin=Emission Level-Limit.

Model No	GTM96900P9054-T3	Site	SR1
Test Voltage	AC 220V/60Hz	Test Date	2021/6/18
Test Mode	Mode 23	Engineer	Star Hsu
Phase	N	Temperature (℃)	24.9
Test Condition	--	Humidity (%RH)	51

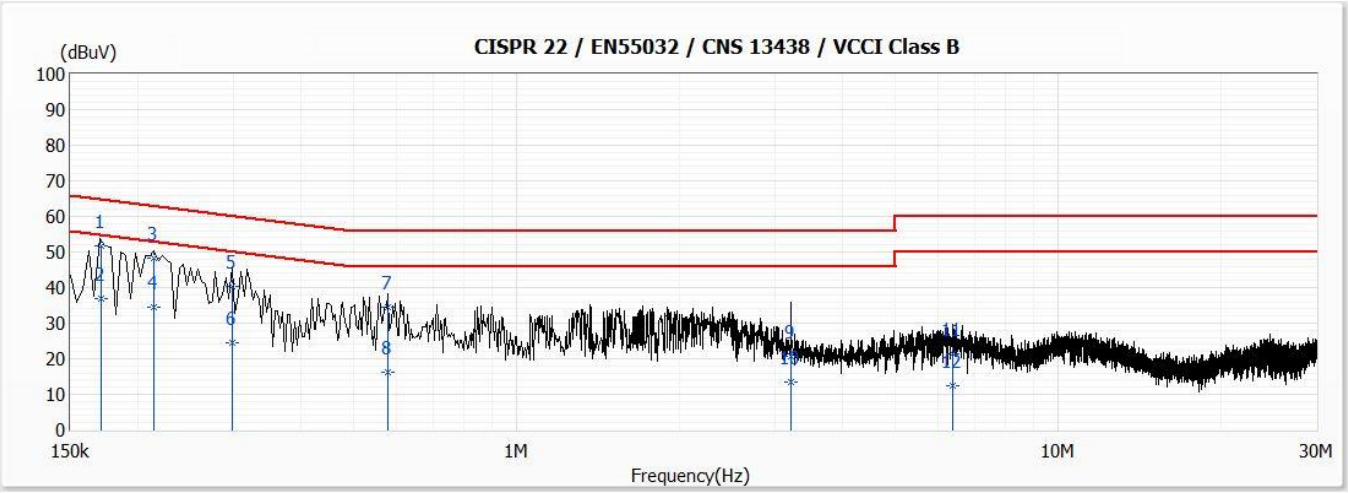

No	Frequency (MHz)	Emission Level (dBuV)	Limit (dBuV)	Margin (dB)	Reading Level (dBuV)	Correct Factor (dB)	Detector Type
*1	0.171	51.80	64.91	-13.11	42.03	9.77	QP
2	0.171	36.95	54.91	-17.96	27.18	9.77	AV
3	0.214	48.15	63.04	-14.89	38.39	9.76	QP
4	0.214	34.43	53.04	-18.61	24.67	9.76	AV
5	0.299	40.26	60.28	-20.02	30.50	9.76	QP
6	0.299	24.34	50.28	-25.94	14.58	9.76	AV
7	0.578	34.42	56.00	-21.58	24.66	9.76	QP
8	0.578	16.31	46.00	-29.69	6.55	9.76	AV
9	3.207	20.86	56.00	-35.14	11.02	9.84	QP
10	3.207	13.36	46.00	-32.64	3.52	9.84	AV
11	6.388	21.36	60.00	-38.64	11.41	9.95	QP
12	6.388	12.27	50.00	-37.73	2.32	9.95	AV

Remark:

1. "*" means this data is the worst emission level;"!" means this data is over limit.
2. Emission Level=Reading Level + Correct Factor(Correct Factor=LISN Factor+Cable Loss).
3. Margin=Emission Level-Limit.

Model No	GTM96900P9054-T3	Site	SR1
Test Voltage	AC 220V/60Hz	Test Date	2021/6/18
Test Mode	Mode 24	Engineer	Star Hsu
Phase	L1	Temperature (℃)	24.9
Test Condition	--	Humidity (%RH)	51

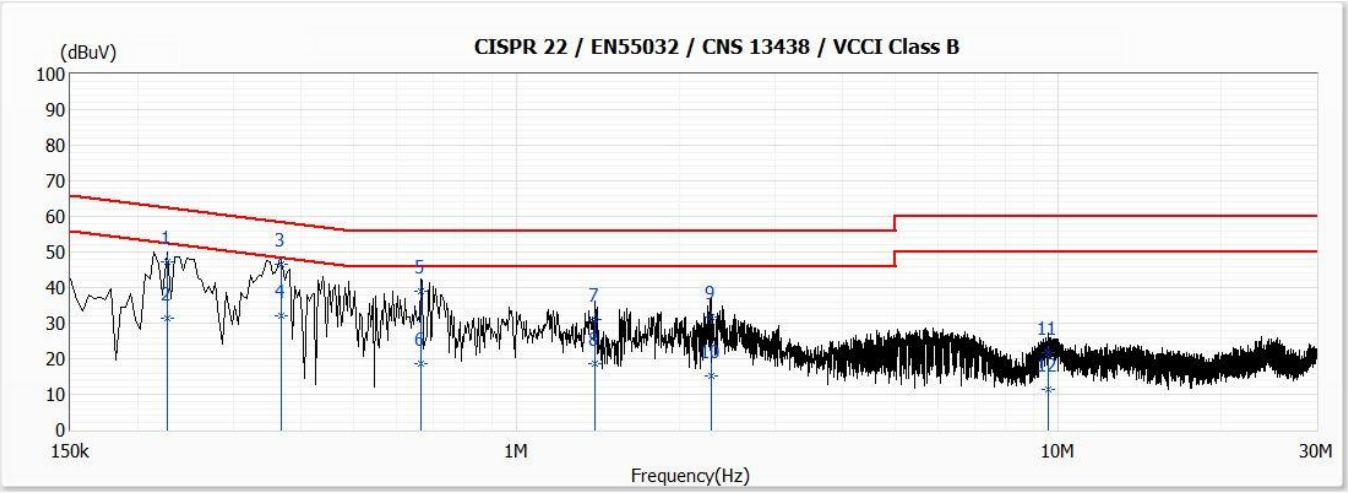

No	Frequency (MHz)	Emission Level (dBuV)	Limit (dBuV)	Margin (dB)	Reading Level (dBuV)	Correct Factor (dB)	Detector Type
1	0.226	47.31	62.59	-15.28	37.58	9.73	QP
2	0.226	31.52	52.59	-21.07	21.79	9.73	AV
*3	0.367	46.40	58.57	-12.17	36.68	9.72	QP
4	0.367	31.95	48.57	-16.62	22.23	9.72	AV
5	0.667	38.91	56.00	-17.09	29.18	9.73	QP
6	0.667	18.50	46.00	-27.50	8.77	9.73	AV
7	1.395	30.91	56.00	-25.09	21.14	9.77	QP
8	1.395	18.54	46.00	-27.46	8.77	9.77	AV
9	2.292	31.62	56.00	-24.38	21.83	9.79	QP
10	2.292	15.25	46.00	-30.75	5.46	9.79	AV
11	9.608	21.70	60.00	-38.30	11.69	10.01	QP
12	9.608	11.24	50.00	-38.76	1.23	10.01	AV

Remark:

1. "*" means this data is the worst emission level;"!" means this data is over limit.
2. Emission Level=Reading Level + Correct Factor(Correct Factor=LISN Factor+Cable Loss).
3. Margin=Emission Level-Limit.

Model No	GTM96900P9054-T3	Site	SR1
Test Voltage	AC 220V/60Hz	Test Date	2021/6/18
Test Mode	Mode 24	Engineer	Star Hsu
Phase	N	Temperature (℃)	24.9
Test Condition	--	Humidity (%RH)	51

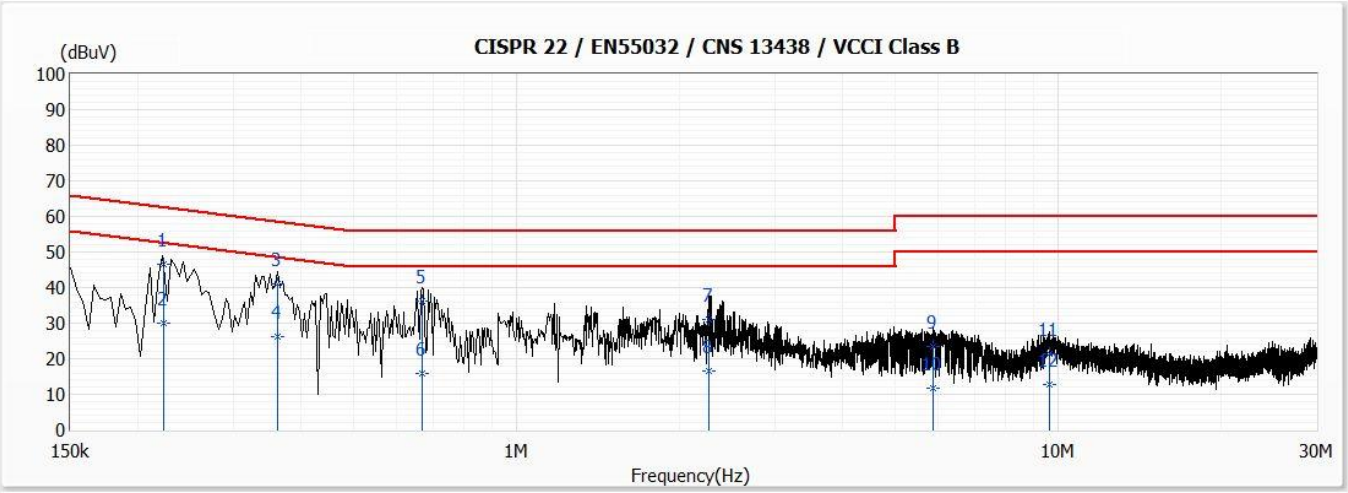

No	Frequency (MHz)	Emission Level (dBuV)	Limit (dBuV)	Margin (dB)	Reading Level (dBuV)	Correct Factor (dB)	Detector Type
*1	0.222	46.40	62.73	-16.33	36.64	9.76	QP
2	0.222	30.17	52.73	-22.56	20.41	9.76	AV
3	0.362	41.14	58.69	-17.55	31.39	9.75	QP
4	0.362	26.17	48.69	-22.52	16.42	9.75	AV
5	0.670	36.37	56.00	-19.63	26.61	9.76	QP
6	0.670	15.70	46.00	-30.30	5.94	9.76	AV
7	2.268	30.93	56.00	-25.07	21.11	9.82	QP
8	2.268	16.46	46.00	-29.54	6.64	9.82	AV
9	5.864	23.39	60.00	-36.61	13.46	9.93	QP
10	5.864	11.87	50.00	-38.13	1.94	9.93	AV
11	9.644	21.41	60.00	-38.59	11.35	10.06	QP
12	9.644	12.69	50.00	-37.31	2.63	10.06	AV

Remark:

1. "*" means this data is the worst emission level;"!" means this data is over limit.
2. Emission Level=Reading Level + Correct Factor(Correct Factor=LISN Factor+Cable Loss).
3. Margin=Emission Level-Limit.

3.6. 測試相片

測試模式: Mode 1: GTM96900P9012-T3, Full Load, 12V/7.5A(1.6Ω), AC 110V

敘述　　：電源端點干擾測試 正面相片

測試模式: Mode 1: GTM96900P9012-T3, Full Load, 12V/7.5A(1.6Ω), AC 110V

敘述　　：電源端點干擾測試 背面相片



測試模式: Mode 2: GTM96900P9012-T3, Half Load, 12V/3.75A(3.2Ω), AC 110V
敘述　　：電源端點干擾測試 正面相片

測試模式: Mode 2: GTM96900P9012-T3, Half Load, 12V/3.75A(3.2Ω), AC 110V
敘述　　：電源端點干擾測試 背面相片



測試模式: Mode 3: GTM96900P9012-T3, Full Load, 12V/7.5A(1.6Ω), AC 220V

敘述　　：電源端點干擾測試 正面相片

測試模式: Mode 3: GTM96900P9012-T3, Full Load, 12V/7.5A(1.6Ω), AC 220V

敘述　　：電源端點干擾測試 背面相片



測試模式: Mode 4: GTM96900P9012-T3, Half Load, 12V/3.75A(3.2Ω), AC 220V
敘述　　：電源端點干擾測試 正面相片

測試模式: Mode 4: GTM96900P9012-T3, Half Load, 12V/3.75A(3.2Ω), AC 220V
敘述　　：電源端點干擾測試 背面相片



測試模式: Mode 5: GTM96900P9015-T3, Full Load, 15V/6A(2.5Ω), AC 110V

敘述　　：電源端點干擾測試 正面相片

測試模式: Mode 5: GTM96900P9015-T3, Full Load, 15V/6A(2.5Ω), AC 110V

敘述　　：電源端點干擾測試 背面相片



測試模式: Mode 6: GTM96900P9015-T3, Half Load, 15V/3A(5Ω), AC 110V

敘述　　：電源端點干擾測試 正面相片

測試模式: Mode 6: GTM96900P9015-T3, Half Load, 15V/3A(5Ω), AC 110V

敘述　　：電源端點干擾測試 背面相片



測試模式: Mode 7: GTM96900P9015-T3, Full Load, 15V/6A(2.5Ω), AC 220V

敘述　　：電源端點干擾測試 正面相片

測試模式: Mode 7: GTM96900P9015-T3, Full Load, 15V/6A(2.5Ω), AC 220V

敘述　　：電源端點干擾測試 背面相片



測試模式: Mode 8: GTM96900P9015-T3, Half Load, 15V/3A(5Ω), AC 220V

敘述　　：電源端點干擾測試 正面相片

測試模式: Mode 8: GTM96900P9015-T3, Half Load, 15V/3A(5Ω), AC 220V

敘述　　：電源端點干擾測試 背面相片



測試模式: Mode 9: GTM96900P9019-T3, Full Load, 19V/4.73A(4Ω), AC 110V

敘述　　：電源端點干擾測試 正面相片

測試模式: Mode 9: GTM96900P9019-T3, Full Load, 19V/4.73A(4Ω), AC 110V

敘述　　：電源端點干擾測試 背面相片



測試模式: Mode 10: GTM96900P9019-T3, Half Load, 19V/2.36A(8Ω), AC 110V
敘述　　：電源端點干擾測試 正面相片

測試模式: Mode 10: GTM96900P9019-T3, Half Load, 19V/2.36A(8Ω), AC 110V
敘述　　：電源端點干擾測試 背面相片



測試模式: Mode 11: GTM96900P9019-T3, Full Load, 19V/4.73A(4Ω), AC 220V

敘述　　：電源端點干擾測試 正面相片

測試模式: Mode 11: GTM96900P9019-T3, Full Load, 19V/4.73A(4Ω), AC 220V

敘述　　：電源端點干擾測試 背面相片



測試模式: Mode 12: GTM96900P9019-T3, Half Load, 19V/2.36A(8Ω), AC 220V
敘述　　：電源端點干擾測試 正面相片

測試模式: Mode 12: GTM96900P9019-T3, Half Load, 19V/2.36A(8Ω), AC 220V
敘述　　：電源端點干擾測試 背面相片



測試模式: Mode 13: GTM96900P9024-T3, Full Load, 24V/3.75A(6.4Ω), AC 110V
敘述　　：電源端點干擾測試 正面相片

測試模式: Mode 13: GTM96900P9024-T3, Full Load, 24V/3.75A(6.4Ω), AC 110V
敘述　　：電源端點干擾測試 背面相片



測試模式: Mode 14: GTM96900P9024-T3, Half Load, 24V/1.87A(12.8Ω), AC 110V

敘述　　：電源端點干擾測試 正面相片

測試模式: Mode 14: GTM96900P9024-T3, Half Load, 24V/1.87A(12.8Ω), AC 110V

敘述　　：電源端點干擾測試 背面相片



測試模式: Mode 15: GTM96900P9024-T3, Full Load, 24V/3.75A(6.4Ω), AC 220V
敘述　　：電源端點干擾測試 正面相片

測試模式: Mode 15: GTM96900P9024-T3, Full Load, 24V/3.75A(6.4Ω), AC 220V
敘述　　：電源端點干擾測試 背面相片



測試模式: Mode 16: GTM96900P9024-T3, Half Load, 24V/1.87A(12.8Ω), AC 220V
敘述　　：電源端點干擾測試 正面相片

測試模式: Mode 16: GTM96900P9024-T3, Half Load, 24V/1.87A(12.8Ω), AC 220V
敘述　　：電源端點干擾測試 背面相片



測試模式: Mode 17: GTM96900P9048-T3, Full Load, 48V/1.875A(25.6Ω), AC 110V
敘述　　：電源端點干擾測試 正面相片

測試模式: Mode 17: GTM96900P9048-T3, Full Load, 48V/1.875A(25.6Ω), AC 110V
敘述　　：電源端點干擾測試 背面相片



測試模式: Mode 18: GTM96900P9048-T3, Half Load, 48V/0.937A(51.2Ω), AC 110V
敘述　　：電源端點干擾測試 正面相片

測試模式: Mode 18: GTM96900P9048-T3, Half Load, 48V/0.937A(51.2Ω), AC 110V
敘述　　：電源端點干擾測試 背面相片



測試模式: Mode 19: GTM96900P9048-T3, Full Load, 48V/1.875A(25.6Ω), AC 220V
敘述　　：電源端點干擾測試 正面相片

測試模式: Mode 19: GTM96900P9048-T3, Full Load, 48V/1.875A(25.6Ω), AC 220V
敘述　　：電源端點干擾測試 背面相片



測試模式: Mode 20: GTM96900P9048-T3, Half Load, 48V/0.937A(51.2Ω), AC 220V
敘述　　：電源端點干擾測試 正面相片

測試模式: Mode 20: GTM96900P9048-T3, Half Load, 48V/0.937A(51.2Ω), AC 220V
敘述　　：電源端點干擾測試 背面相片



測試模式: Mode 21: GTM96900P9054-T3, Full Load, 54V/1.66A(32.5Ω), AC 110V
敘述　　：電源端點干擾測試 正面相片

測試模式: Mode 21: GTM96900P9054-T3, Full Load, 54V/1.66A(32.5Ω), AC 110V
敘述　　：電源端點干擾測試 背面相片



測試模式: Mode 22: GTM96900P9054-T3, Half Load, 54V/0.83A(65Ω), AC 110V
敘述　　：電源端點干擾測試 正面相片

測試模式: Mode 22: GTM96900P9054-T3, Half Load, 54V/0.83A(65Ω), AC 110V
敘述　　：電源端點干擾測試 背面相片



測試模式: Mode 23: GTM96900P9054-T3, Full Load, 54V/1.66A(32.5Ω), AC 220V
敘述　　：電源端點干擾測試 正面相片

測試模式: Mode 23: GTM96900P9054-T3, Full Load, 54V/1.66A(32.5Ω), AC 220V
敘述　　：電源端點干擾測試 背面相片



測試模式: Mode 24: GTM96900P9054-T3, Half Load, 54V/0.83A(65Ω), AC 220V
敘述　　：電源端點干擾測試 正面相片

測試模式: Mode 24: GTM96900P9054-T3, Half Load, 54V/0.83A(65Ω), AC 220V
敘述　　：電源端點干擾測試 背面相片



4. 輻射干擾(1GHz 以下)

4.1. 引用標準

量測時引用標準依據: CNS 13438:95 年完整版

4.2. 測試架構圖

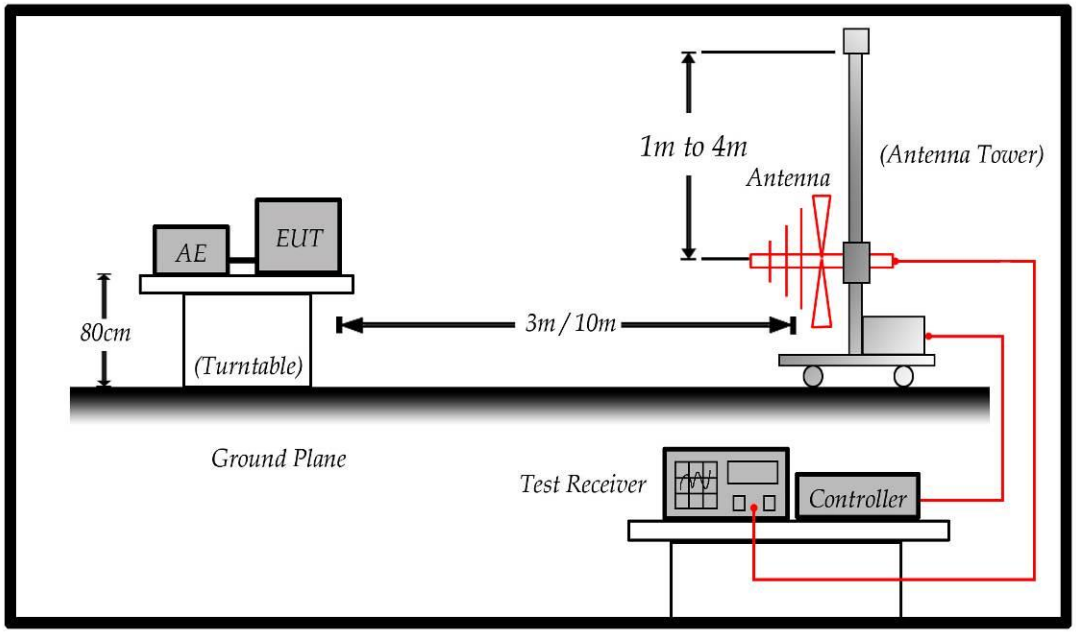

4.3. 限制值

輻射干擾測試限制值		
頻率範圍 (MHz)	測試距離 (公尺)	限制值 (dBuV/m)
30 – 230	10	30
230 – 1000	10	37
備註: 1. 在頻率的轉換點，應採用較嚴之限制值。 2. 在擾動發生時，可能須增加額外的規定。		

4.4. 量測程序

待測物置於高 80 公分之非導體桌面,經信號線連至標準信號產生器, 放置待測物的桌面可 360 度旋轉，接收天線置於距待測物 10 公尺距離，高度可在 1 至 4 公尺間變動，以量測待測物之最大輻射電場強度。接收天線並應於水平及垂直極化方向各量測一次。

待測物應在正常工作工作狀態下量測。

輻射場強之測量範圍由 30MHz to 1000MHz。所有之讀值皆為準尖峰值（Quasi-Peak value）。場強接收機之解析頻寬為 120kHz。輻射場強之量測距離為 10 公尺。

4.5. 測試結果

Model No	GTM96900P9012-T3	Site	SITE2
Test Voltage	AC 110V/60Hz	Test Date	2021/6/17
Test Mode	Mode 1	Engineer	Edward Chi
Polarity	Horizontal	Temperature (℃)	31.7
Test Condition	--	Humidity (%RH)	40.5

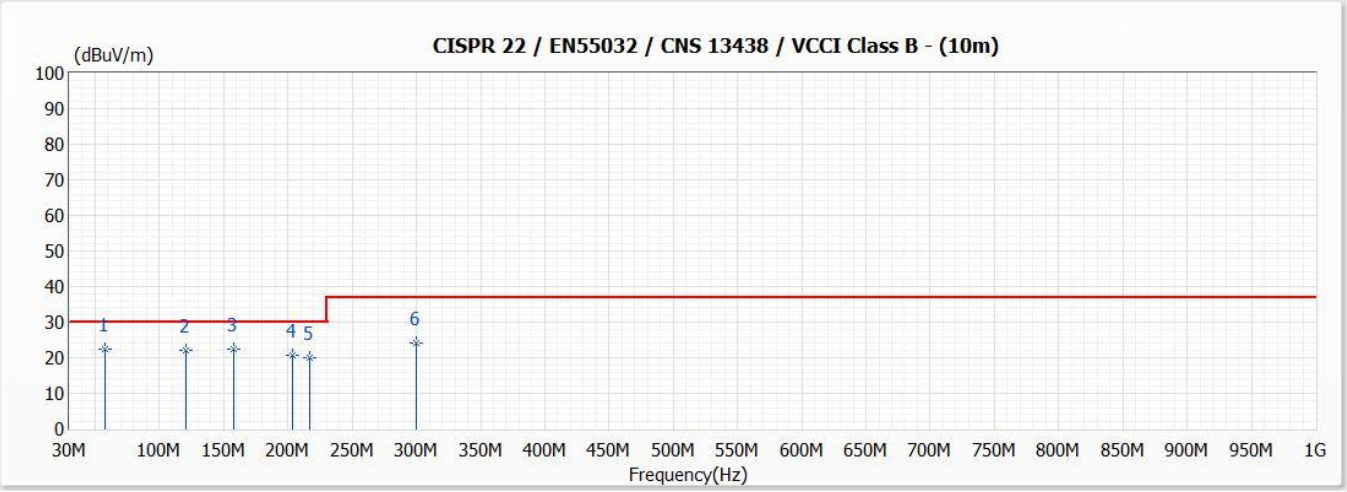

No	Frequency (MHz)	Emission Level (dBuV/m)	Limit (dBuV/m)	Margin (dB)	Reading Level (dBuV)	Correct Factor (dB/m)	Ant Pos (cm)	TT Pos (deg)	Detector Type
* 1	57.900	22.58	30.00	-7.42	41.00	-18.42	370	-66	QP
2	121.000	22.17	30.00	-7.83	34.40	-12.23	370	39	QP
3	157.700	22.38	30.00	-7.62	36.20	-13.82	370	59	QP
4	203.300	20.61	30.00	-9.39	34.80	-14.19	370	-121	QP
5	217.300	20.08	30.00	-9.92	34.40	-14.32	370	-58	QP
6	300.000	24.25	37.00	-12.75	33.60	-9.35	300	115	QP

Remark:

1. "*" means this data is the worst emission level;"!" means this data is over limit.
2. Emission Level=Reading Level + Correct Factor(Correct Factor=Ant Factor+Cable Loss-Pre Amp).
3. Margin=Emission Level-Limit.

Model No	GTM96900P9012-T3	Site	SITE2
Test Voltage	AC 110V/60Hz	Test Date	2021/6/17
Test Mode	Mode 1	Engineer	Edward Chi
Polarity	Vertical	Temperature (℃)	31.7
Test Condition	--	Humidity (%RH)	40.5

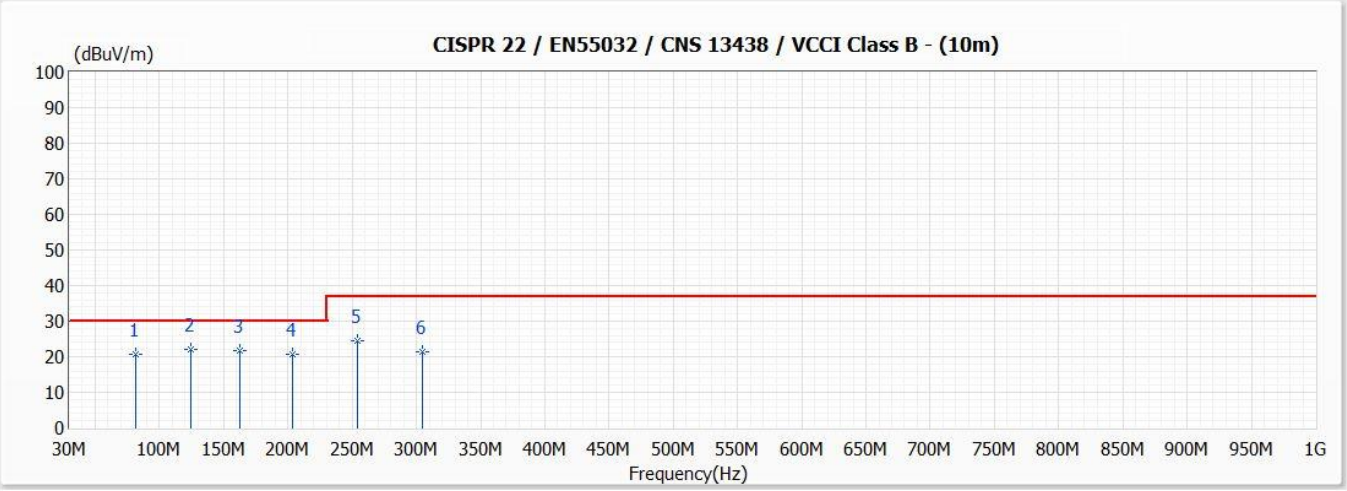

No	Frequency (MHz)	Emission Level (dBuV/m)	Limit (dBuV/m)	Margin (dB)	Reading Level (dBuV)	Correct Factor (dB/m)	Ant Pos (cm)	TT Pos (deg)	Detector Type
1	81.400	20.61	30.00	-9.39	38.10	-17.49	100	-101	QP
* 2	124.600	21.91	30.00	-8.09	34.10	-12.19	100	93	QP
3	162.700	21.79	30.00	-8.21	35.70	-13.91	100	-115	QP
4	203.200	20.80	30.00	-9.20	35.00	-14.20	100	14	QP
5	254.300	24.63	37.00	-12.37	34.70	-10.07	100	69	QP
6	304.600	21.27	37.00	-15.73	30.50	-9.23	100	-34	QP

Remark:

1. "*" means this data is the worst emission level;"!" means this data is over limit.
2. Emission Level=Reading Level + Correct Factor(Correct Factor=Ant Factor+Cable Loss-Pre Amp).
3. Margin=Emission Level-Limit.

Model No	GTM96900P9012-T3	Site	SITE2
Test Voltage	AC 110V/60Hz	Test Date	2021/6/17
Test Mode	Mode 2	Engineer	Edward Chi
Polarity	Horizontal	Temperature (℃)	31.7
Test Condition	--	Humidity (%RH)	40.5

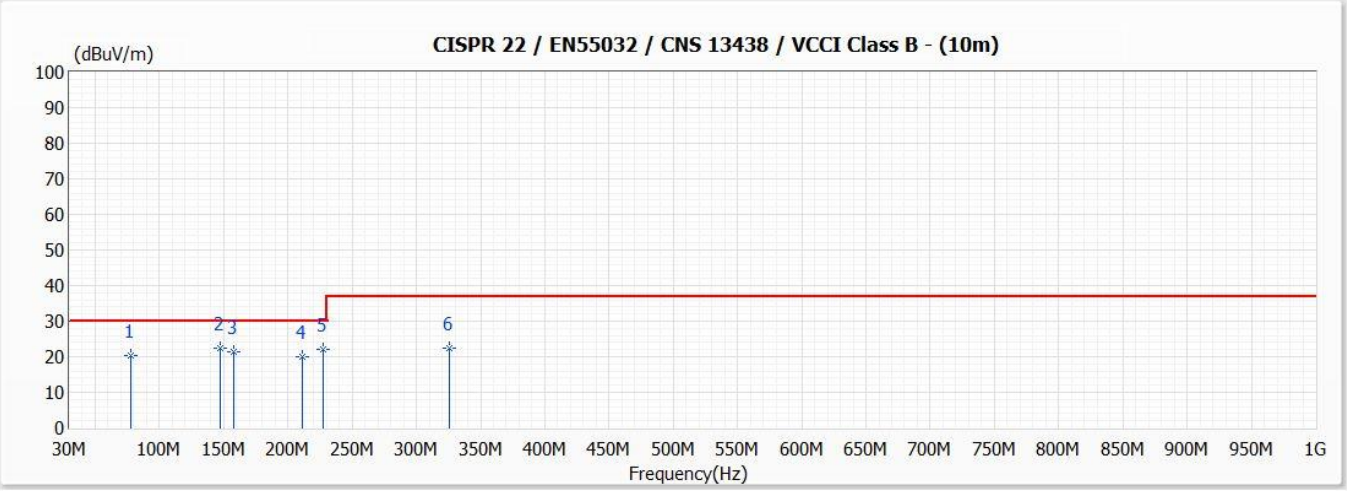

No	Frequency (MHz)	Emission Level (dBuV/m)	Limit (dBuV/m)	Margin (dB)	Reading Level (dBuV)	Correct Factor (dB/m)	Ant Pos (cm)	TT Pos (deg)	Detector Type
1	77.800	20.36	30.00	-9.64	38.40	-18.04	370	-66	QP
* 2	147.260	22.52	30.00	-7.48	35.70	-13.18	370	-94	QP
3	157.500	21.39	30.00	-8.61	35.20	-13.81	370	60	QP
4	211.200	19.84	30.00	-10.16	34.20	-14.36	370	190	QP
5	227.700	21.99	30.00	-8.01	35.40	-13.41	370	82	QP
6	325.700	22.44	37.00	-14.56	31.00	-8.56	300	180	QP

Remark:

1. "*" means this data is the worst emission level;"!" means this data is over limit.
2. Emission Level=Reading Level + Correct Factor(Correct Factor=Ant Factor+Cable Loss-Pre Amp).
3. Margin=Emission Level-Limit.

Model No	GTM96900P9012-T3	Site	SITE2
Test Voltage	AC 110V/60Hz	Test Date	2021/6/17
Test Mode	Mode 2	Engineer	Edward Chi
Polarity	Vertical	Temperature (℃)	31.7
Test Condition	--	Humidity (%RH)	40.5

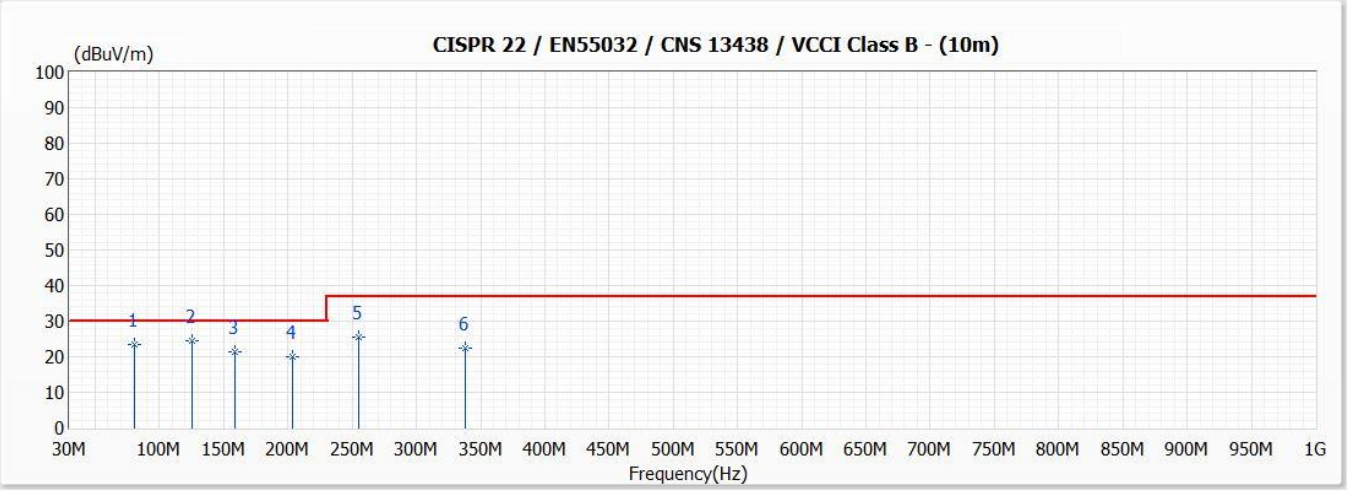

No	Frequency (MHz)	Emission Level (dBuV/m)	Limit (dBuV/m)	Margin (dB)	Reading Level (dBuV)	Correct Factor (dB/m)	Ant Pos (cm)	TT Pos (deg)	Detector Type
1	80.900	23.58	30.00	-6.42	41.20	-17.62	100	-157	QP
* 2	125.200	24.39	30.00	-5.61	36.60	-12.21	100	13	QP
3	158.600	21.46	30.00	-8.54	35.30	-13.84	100	73	QP
4	203.300	19.91	30.00	-10.09	34.10	-14.19	100	-62	QP
5	255.500	25.60	37.00	-11.40	35.50	-9.90	100	-71	QP
6	337.900	22.33	37.00	-14.67	30.60	-8.27	100	-112	QP

Remark:

1. "*" means this data is the worst emission level;"!" means this data is over limit.
2. Emission Level=Reading Level + Correct Factor(Correct Factor=Ant Factor+Cable Loss-Pre Amp).
3. Margin=Emission Level-Limit.

Model No	GTM96900P9012-T3	Site	SITE2
Test Voltage	AC 220V/60Hz	Test Date	2021/6/17
Test Mode	Mode 3	Engineer	Edward Chi
Polarity	Horizontal	Temperature (℃)	31.7
Test Condition	--	Humidity (%RH)	40.5

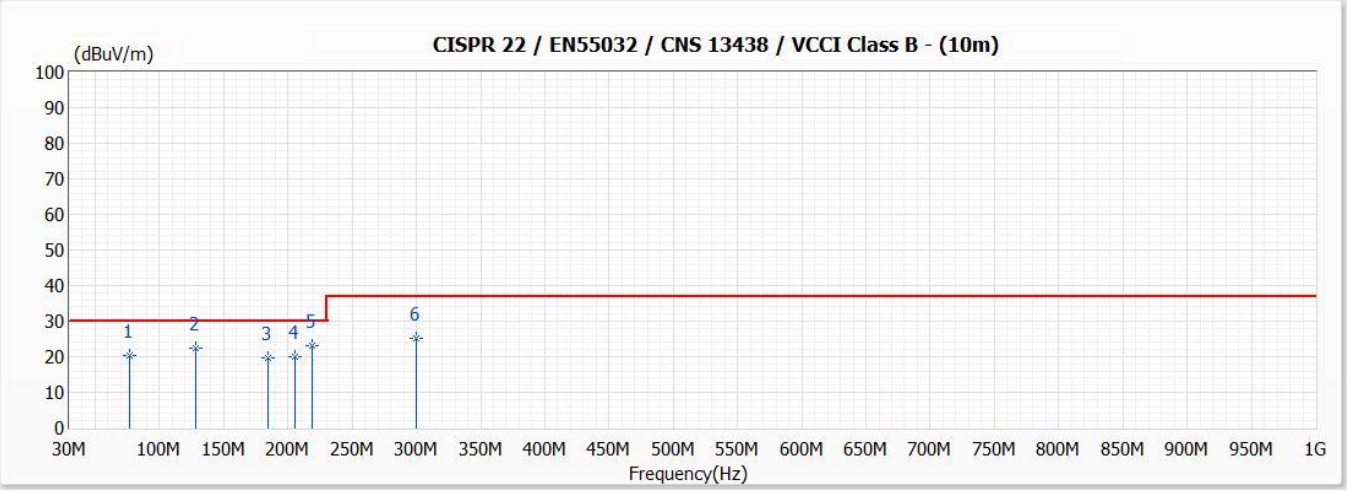

No	Frequency (MHz)	Emission Level (dBuV/m)	Limit (dBuV/m)	Margin (dB)	Reading Level (dBuV)	Correct Factor (dB/m)	Ant Pos (cm)	TT Pos (deg)	Detector Type
1	76.500	20.18	30.00	-9.82	38.20	-18.02	370	91	QP
2	128.000	22.34	30.00	-7.66	34.60	-12.26	370	-112	QP
3	184.200	19.60	30.00	-10.40	34.30	-14.70	370	56	QP
4	205.500	19.94	30.00	-10.06	34.10	-14.16	370	-58	QP
* 5	219.000	23.10	30.00	-6.90	37.30	-14.20	370	169	QP
6	300.000	25.05	37.00	-11.95	34.40	-9.35	300	64	QP

Remark:

1. "*" means this data is the worst emission level;"!" means this data is over limit.
2. Emission Level=Reading Level + Correct Factor(Correct Factor=Ant Factor+Cable Loss-Pre Amp).
3. Margin=Emission Level-Limit.

Model No	GTM96900P9012-T3	Site	SITE2
Test Voltage	AC 220V/60Hz	Test Date	2021/6/17
Test Mode	Mode 3	Engineer	Edward Chi
Polarity	Vertical	Temperature (℃)	31.7
Test Condition	--	Humidity (%RH)	40.5

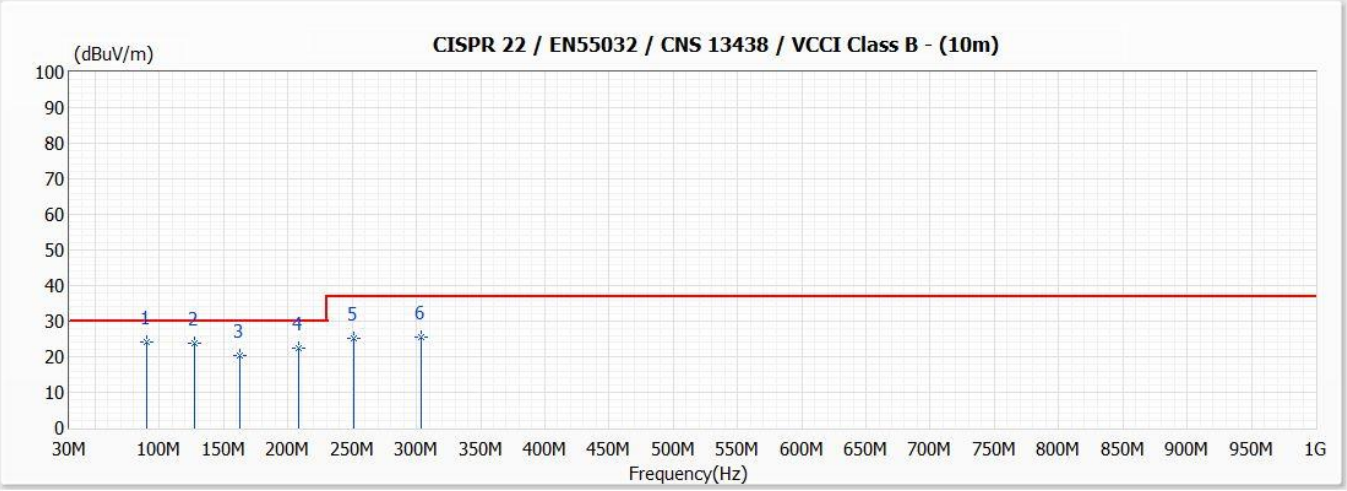

No	Frequency (MHz)	Emission Level (dBuV/m)	Limit (dBuV/m)	Margin (dB)	Reading Level (dBuV)	Correct Factor (dB/m)	Ant Pos (cm)	TT Pos (deg)	Detector Type
* 1	90.000	24.28	30.00	-5.72	39.90	-15.62	100	-62	QP
2	127.200	23.69	30.00	-6.31	35.80	-12.11	100	-147	QP
3	162.110	20.49	30.00	-9.51	34.40	-13.91	100	70	QP
4	207.900	22.55	30.00	-7.45	36.80	-14.25	100	47	QP
5	251.100	25.05	37.00	-11.95	35.60	-10.55	100	63	QP
6	304.200	25.46	37.00	-11.54	34.70	-9.24	100	-181	QP

Remark:

1. "*" means this data is the worst emission level;"!" means this data is over limit.
2. Emission Level=Reading Level + Correct Factor(Correct Factor=Ant Factor+Cable Loss-Pre Amp).
3. Margin=Emission Level-Limit.

Model No	GTM96900P9012-T3	Site	SITE2
Test Voltage	AC 220V/60Hz	Test Date	2021/6/17
Test Mode	Mode 4	Engineer	Edward Chi
Polarity	Horizontal	Temperature (℃)	31.7
Test Condition	--	Humidity (%RH)	40.5

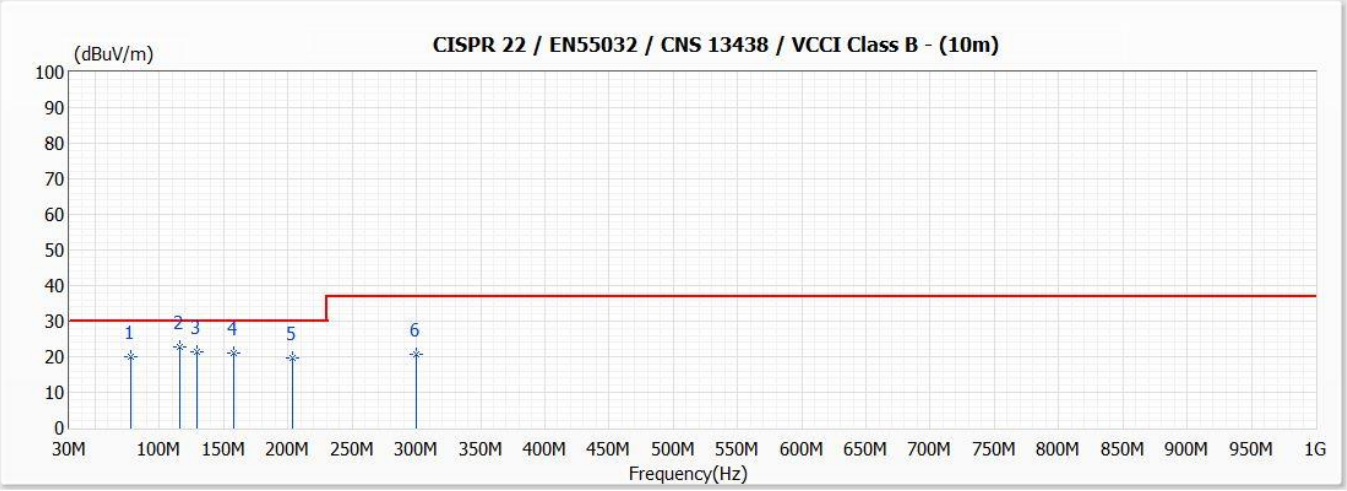

No	Frequency (MHz)	Emission Level (dBuV/m)	Limit (dBuV/m)	Margin (dB)	Reading Level (dBuV)	Correct Factor (dB/m)	Ant Pos (cm)	TT Pos (deg)	Detector Type
1	78.000	19.95	30.00	-10.05	38.00	-18.05	370	-61	QP
* 2	115.600	22.78	30.00	-7.22	35.10	-12.32	370	190	QP
3	129.350	21.45	30.00	-8.55	33.70	-12.25	370	-155	QP
4	157.600	21.08	30.00	-8.92	34.90	-13.82	370	25	QP
5	203.600	19.51	30.00	-10.49	33.70	-14.19	370	90	QP
6	300.000	20.55	37.00	-16.45	29.90	-9.35	300	51	QP

Remark:

1. "*" means this data is the worst emission level;"!" means this data is over limit.
2. Emission Level=Reading Level + Correct Factor(Correct Factor=Ant Factor+Cable Loss-Pre Amp).
3. Margin=Emission Level-Limit.

Model No	GTM96900P9012-T3	Site	SITE2
Test Voltage	AC 220V/60Hz	Test Date	2021/6/17
Test Mode	Mode 4	Engineer	Edward Chi
Polarity	Vertical	Temperature (℃)	31.7
Test Condition	--	Humidity (%RH)	40.5

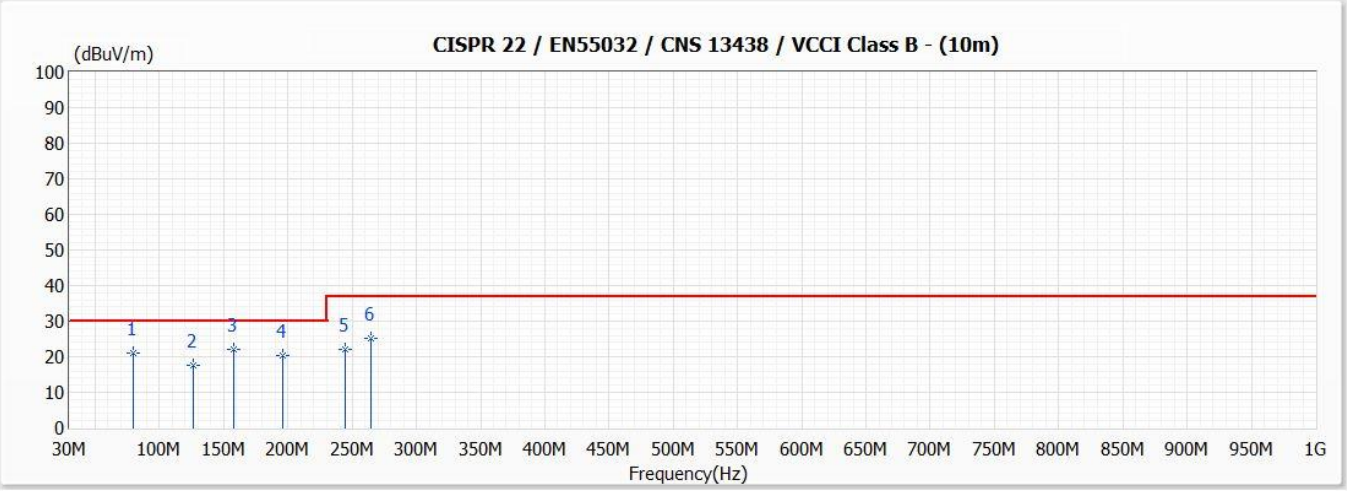

No	Frequency (MHz)	Emission Level (dBuV/m)	Limit (dBuV/m)	Margin (dB)	Reading Level (dBuV)	Correct Factor (dB/m)	Ant Pos (cm)	TT Pos (deg)	Detector Type
1	79.600	20.92	30.00	-9.08	38.60	-17.68	100	17	QP
2	126.150	17.45	30.00	-12.55	29.70	-12.25	100	-66	QP
* 3	157.500	21.99	30.00	-8.01	35.80	-13.81	100	22	QP
4	196.070	20.26	30.00	-9.74	34.70	-14.44	100	-25	QP
5	244.900	22.04	37.00	-14.96	33.40	-11.36	100	61	QP
6	264.400	25.21	37.00	-11.79	35.10	-9.89	100	190	QP

Remark:

1. "*" means this data is the worst emission level;"!" means this data is over limit.
2. Emission Level=Reading Level + Correct Factor(Correct Factor=Ant Factor+Cable Loss-Pre Amp).
3. Margin=Emission Level-Limit.

Model No	GTM96900P9015-T3	Site	SITE2
Test Voltage	AC 110V/60Hz	Test Date	2021/6/17
Test Mode	Mode 5	Engineer	Edward Chi
Polarity	Horizontal	Temperature (℃)	31.7
Test Condition	--	Humidity (%RH)	40.5

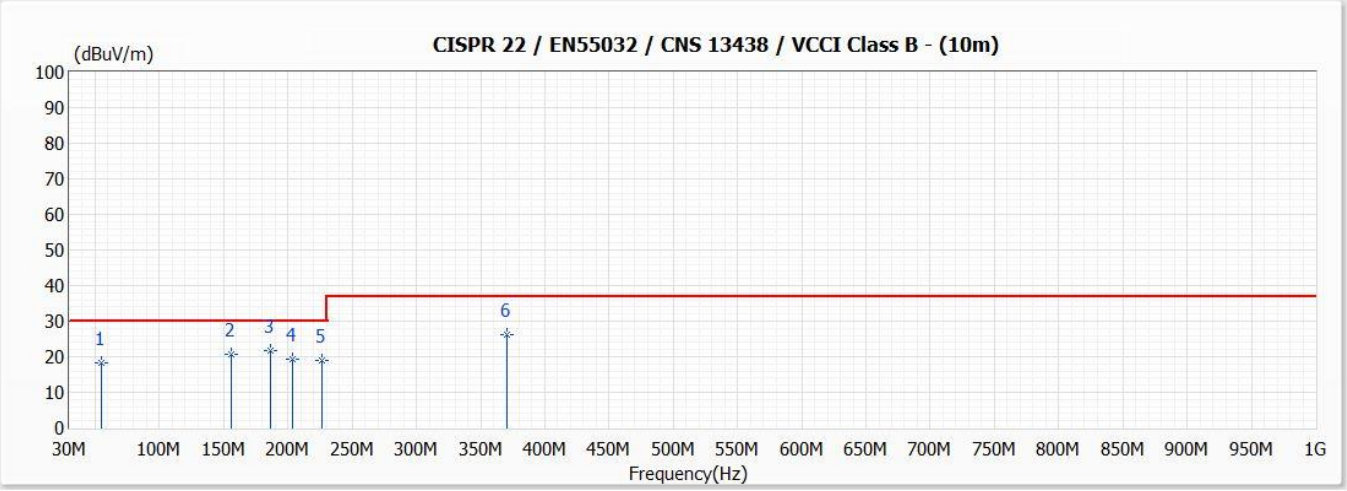

No	Frequency (MHz)	Emission Level (dBuV/m)	Limit (dBuV/m)	Margin (dB)	Reading Level (dBuV)	Correct Factor (dB/m)	Ant Pos (cm)	TT Pos (deg)	Detector Type
1	55.200	18.23	30.00	-11.77	36.20	-17.97	370	92	QP
2	155.630	20.66	30.00	-9.34	34.30	-13.64	370	-58	QP
* 3	186.500	21.73	30.00	-8.27	36.50	-14.77	370	44	QP
4	203.500	19.21	30.00	-10.79	33.40	-14.19	370	-14	QP
5	226.300	18.94	30.00	-11.06	32.50	-13.56	370	-147	QP
6	370.100	26.34	37.00	-10.66	33.80	-7.46	300	67	QP

Remark:

1. "*" means this data is the worst emission level;"!" means this data is over limit.
2. Emission Level=Reading Level + Correct Factor(Correct Factor=Ant Factor+Cable Loss-Pre Amp).
3. Margin=Emission Level-Limit.

Model No	GTM96900P9015-T3	Site	SITE2
Test Voltage	AC 110V/60Hz	Test Date	2021/6/17
Test Mode	Mode 5	Engineer	Edward Chi
Polarity	Vertical	Temperature (℃)	31.7
Test Condition	--	Humidity (%RH)	40.5

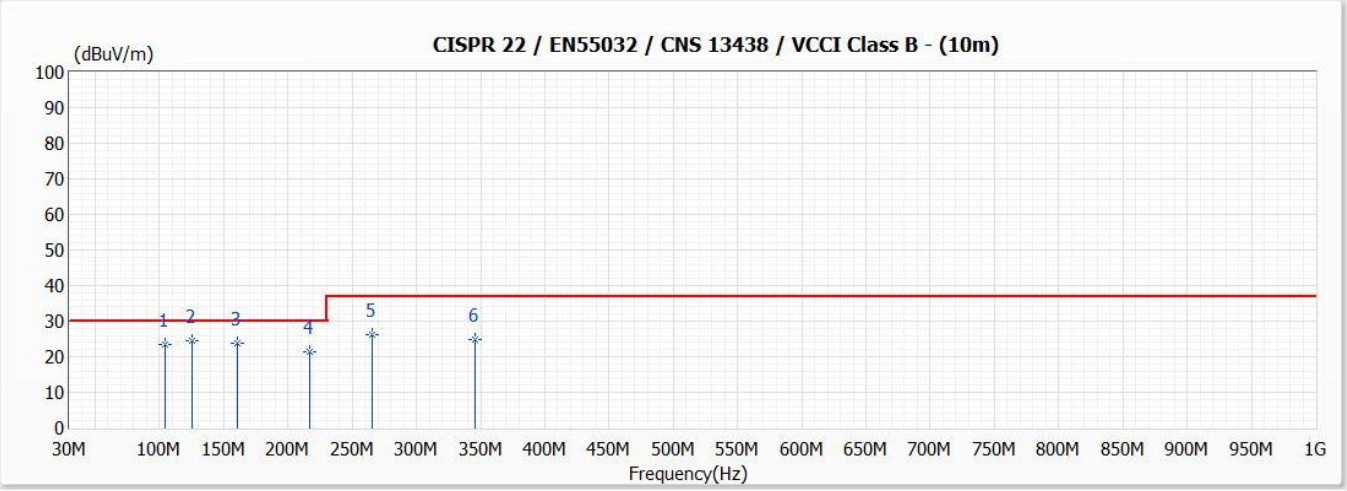

No	Frequency (MHz)	Emission Level (dBuV/m)	Limit (dBuV/m)	Margin (dB)	Reading Level (dBuV)	Correct Factor (dB/m)	Ant Pos (cm)	TT Pos (deg)	Detector Type
1	104.500	23.51	30.00	-6.49	36.60	-13.09	100	-59	QP
* 2	125.500	24.47	30.00	-5.53	36.70	-12.23	100	61	QP
3	160.600	23.81	30.00	-6.19	37.70	-13.89	100	112	QP
4	216.700	21.24	30.00	-8.76	35.60	-14.36	100	99	QP
5	265.400	26.31	37.00	-10.69	36.30	-9.99	100	-101	QP
6	345.700	24.91	37.00	-12.09	32.90	-7.99	100	77	QP

Remark:

1. "*" means this data is the worst emission level;"!" means this data is over limit.
2. Emission Level=Reading Level + Correct Factor(Correct Factor=Ant Factor+Cable Loss-Pre Amp).
3. Margin=Emission Level-Limit.

Model No	GTM96900P9015-T3	Site	SITE2
Test Voltage	AC 110V/60Hz	Test Date	2021/6/17
Test Mode	Mode 6	Engineer	Edward Chi
Polarity	Horizontal	Temperature (℃)	31.7
Test Condition	--	Humidity (%RH)	40.5

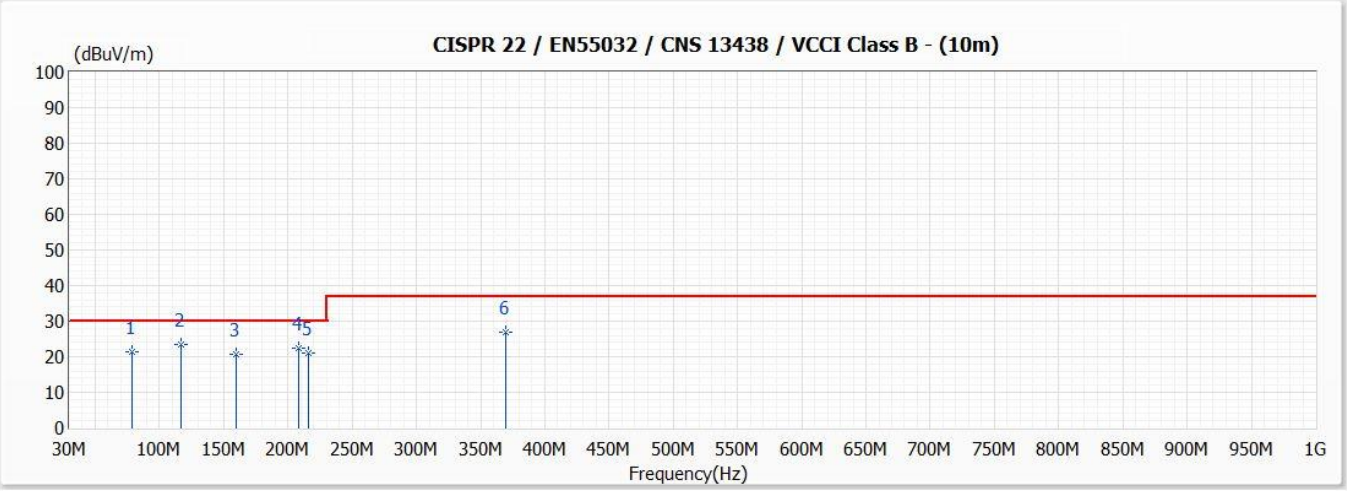

No	Frequency (MHz)	Emission Level (dBuV/m)	Limit (dBuV/m)	Margin (dB)	Reading Level (dBuV)	Correct Factor (dB/m)	Ant Pos (cm)	TT Pos (deg)	Detector Type
1	78.600	21.54	30.00	-8.46	39.40	-17.86	370	21	QP
* 2	116.840	23.39	30.00	-6.61	35.60	-12.21	370	59	QP
3	159.700	20.67	30.00	-9.33	34.50	-13.83	370	25	QP
4	208.400	22.33	30.00	-7.67	36.60	-14.27	370	11	QP
5	216.000	21.19	30.00	-8.81	35.60	-14.41	370	-116	QP
6	370.000	27.04	37.00	-9.96	34.50	-7.46	300	-14	QP

Remark:

1. "*" means this data is the worst emission level;"!" means this data is over limit.
2. Emission Level=Reading Level + Correct Factor(Correct Factor=Ant Factor+Cable Loss-Pre Amp).
3. Margin=Emission Level-Limit.

Model No	GTM96900P9015-T3	Site	SITE2
Test Voltage	AC 110V/60Hz	Test Date	2021/6/17
Test Mode	Mode 6	Engineer	Edward Chi
Polarity	Vertical	Temperature (℃)	31.7
Test Condition	--	Humidity (%RH)	40.5

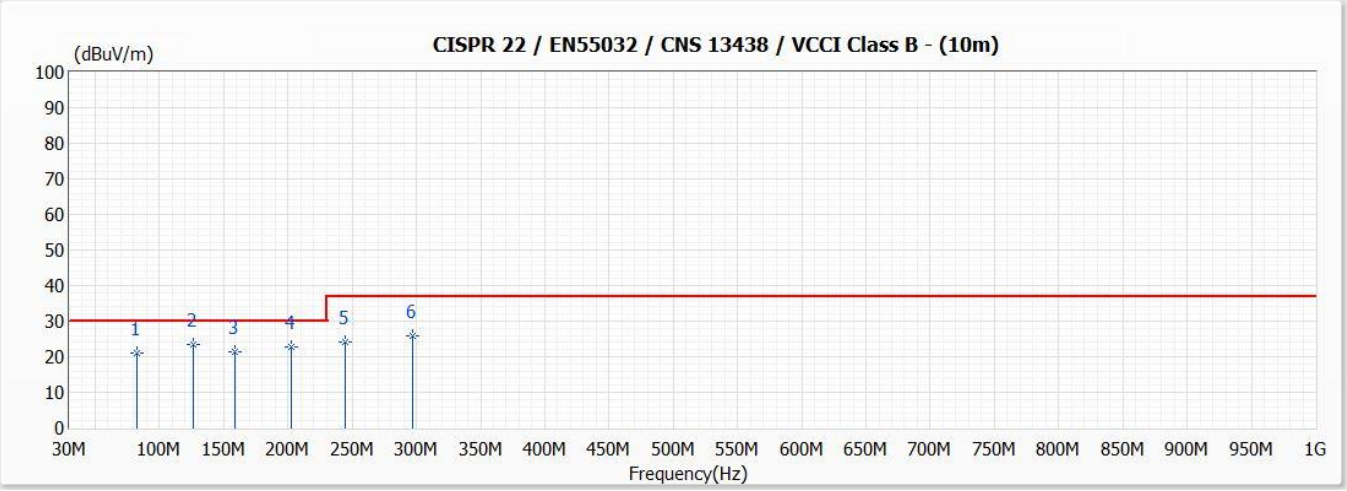

No	Frequency (MHz)	Emission Level (dBuV/m)	Limit (dBuV/m)	Margin (dB)	Reading Level (dBuV)	Correct Factor (dB/m)	Ant Pos (cm)	TT Pos (deg)	Detector Type
1	82.000	20.99	30.00	-9.01	38.30	-17.31	100	22	QP
* 2	126.000	23.32	30.00	-6.68	35.60	-12.28	100	-77	QP
3	158.300	21.35	30.00	-8.65	35.20	-13.85	100	-114	QP
4	202.400	22.68	30.00	-7.32	36.90	-14.22	100	-133	QP
5	244.800	24.13	37.00	-12.87	35.50	-11.37	100	101	QP
6	297.000	25.87	37.00	-11.13	35.30	-9.43	100	140	QP

Remark:

1. "*" means this data is the worst emission level;"!" means this data is over limit.
2. Emission Level=Reading Level + Correct Factor(Correct Factor=Ant Factor+Cable Loss-Pre Amp).
3. Margin=Emission Level-Limit.

Model No	GTM96900P9015-T3	Site	SITE2
Test Voltage	AC 220V/60Hz	Test Date	2021/6/17
Test Mode	Mode 7	Engineer	Edward Chi
Polarity	Horizontal	Temperature (℃)	31.7
Test Condition	--	Humidity (%RH)	40.5

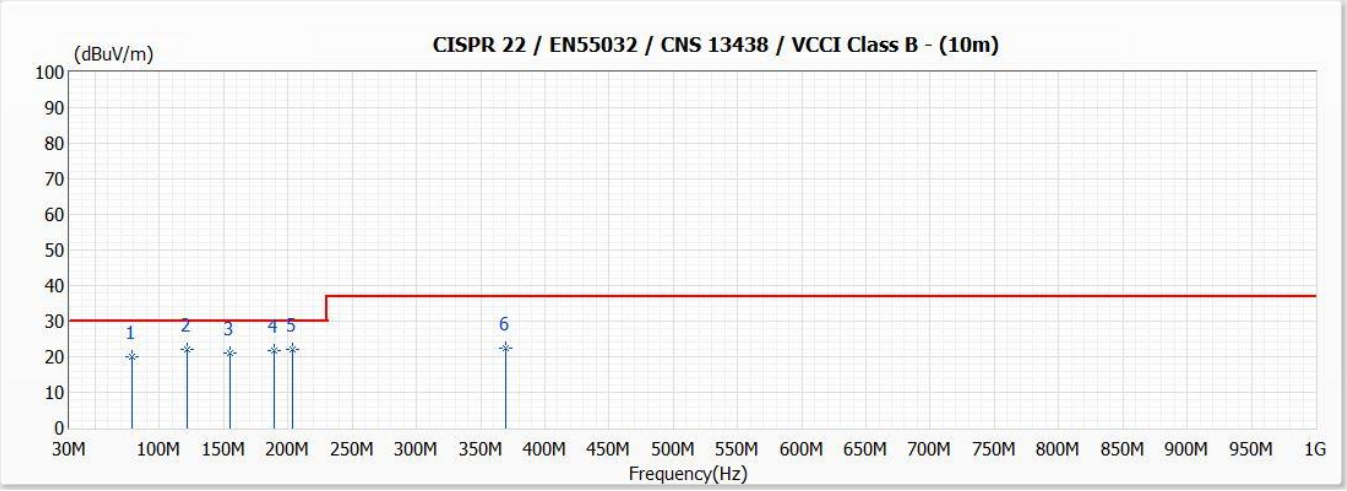

No	Frequency (MHz)	Emission Level (dBuV/m)	Limit (dBuV/m)	Margin (dB)	Reading Level (dBuV)	Correct Factor (dB/m)	Ant Pos (cm)	TT Pos (deg)	Detector Type
1	78.600	20.14	30.00	-9.86	38.00	-17.86	370	113	QP
2	121.200	21.91	30.00	-8.09	34.10	-12.19	370	-77	QP
3	154.800	20.90	30.00	-9.10	34.50	-13.60	370	29	QP
4	189.200	21.77	30.00	-8.23	36.50	-14.73	370	24	QP
* 5	203.500	22.21	30.00	-7.79	36.40	-14.19	370	-51	QP
6	370.000	22.44	37.00	-14.56	29.90	-7.46	300	15	QP

Remark:

1. "*" means this data is the worst emission level;"!" means this data is over limit.
2. Emission Level=Reading Level + Correct Factor(Correct Factor=Ant Factor+Cable Loss-Pre Amp).
3. Margin=Emission Level-Limit.

Model No	GTM96900P9015-T3	Site	SITE2
Test Voltage	AC 220V/60Hz	Test Date	2021/6/17
Test Mode	Mode 7	Engineer	Edward Chi
Polarity	Vertical	Temperature (℃)	31.7
Test Condition	--	Humidity (%RH)	40.5

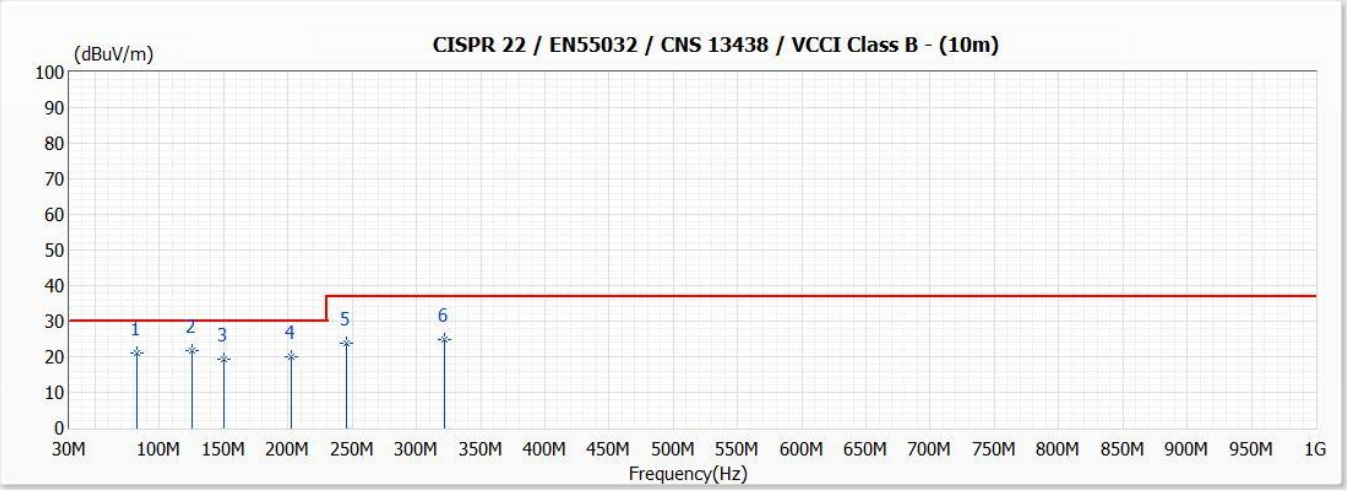

No	Frequency (MHz)	Emission Level (dBuV/m)	Limit (dBuV/m)	Margin (dB)	Reading Level (dBuV)	Correct Factor (dB/m)	Ant Pos (cm)	TT Pos (deg)	Detector Type
1	82.700	21.17	30.00	-8.83	38.40	-17.23	100	66	QP
* 2	125.200	21.79	30.00	-8.21	34.00	-12.21	100	91	QP
3	150.400	19.27	30.00	-10.73	32.80	-13.53	100	-67	QP
4	202.200	20.17	30.00	-9.83	34.40	-14.23	100	-55	QP
5	245.800	23.76	37.00	-13.24	35.00	-11.24	100	192	QP
6	321.900	24.95	37.00	-12.05	33.60	-8.65	100	-57	QP

Remark:

1. "*" means this data is the worst emission level;"!" means this data is over limit.
2. Emission Level=Reading Level + Correct Factor(Correct Factor=Ant Factor+Cable Loss-Pre Amp).
3. Margin=Emission Level-Limit.

Model No	GTM96900P9015-T3	Site	SITE2
Test Voltage	AC 220V/60Hz	Test Date	2021/6/17
Test Mode	Mode 8	Engineer	Edward Chi
Polarity	Horizontal	Temperature (℃)	31.7
Test Condition	--	Humidity (%RH)	40.5

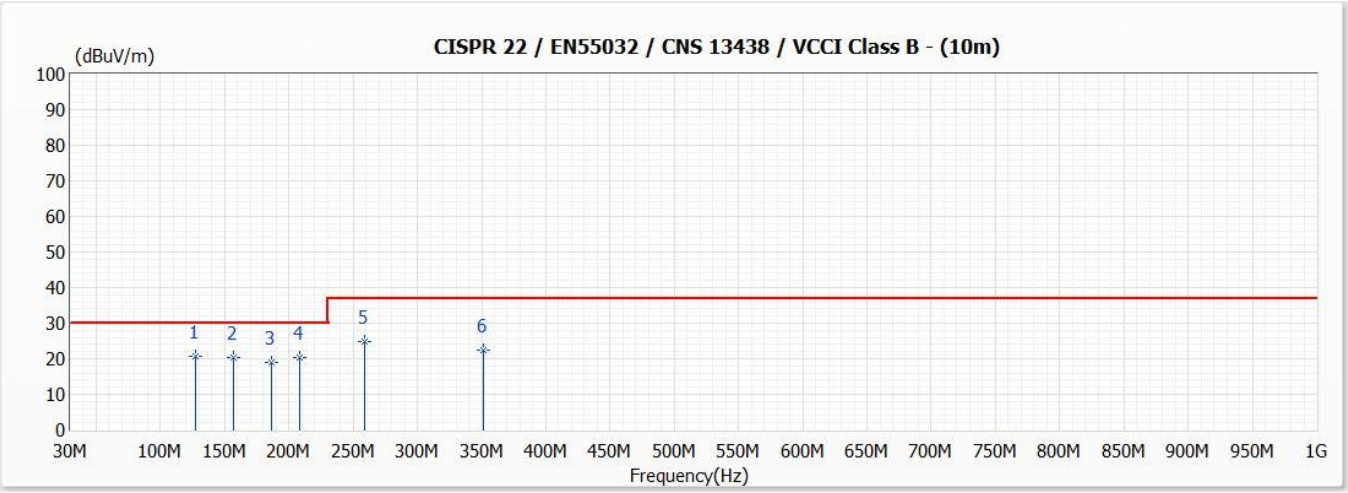

No	Frequency (MHz)	Emission Level (dBuV/m)	Limit (dBuV/m)	Margin (dB)	Reading Level (dBuV)	Correct Factor (dB/m)	Ant Pos (cm)	TT Pos (deg)	Detector Type
* 1	127.000	20.53	30.00	-9.47	32.60	-12.07	370	55	QP
2	157.160	20.22	30.00	-9.78	34.00	-13.78	370	28	QP
3	186.400	19.13	30.00	-10.87	33.90	-14.77	370	-104	QP
4	208.600	20.23	30.00	-9.77	34.50	-14.27	370	17	QP
5	259.000	24.75	37.00	-12.25	34.20	-9.45	370	-122	QP
6	351.600	22.34	37.00	-14.66	30.00	-7.66	370	77	QP

Remark:

1. "*" means this data is the worst emission level;"!" means this data is over limit.
2. Emission Level=Reading Level + Correct Factor(Correct Factor=Ant Factor+Cable Loss-Pre Amp).
3. Margin=Emission Level-Limit.

Model No	GTM96900P9015-T3	Site	SITE2
Test Voltage	AC 220V/60Hz	Test Date	2021/6/17
Test Mode	Mode 8	Engineer	Edward Chi
Polarity	Vertical	Temperature (℃)	31.7
Test Condition	--	Humidity (%RH)	40.5

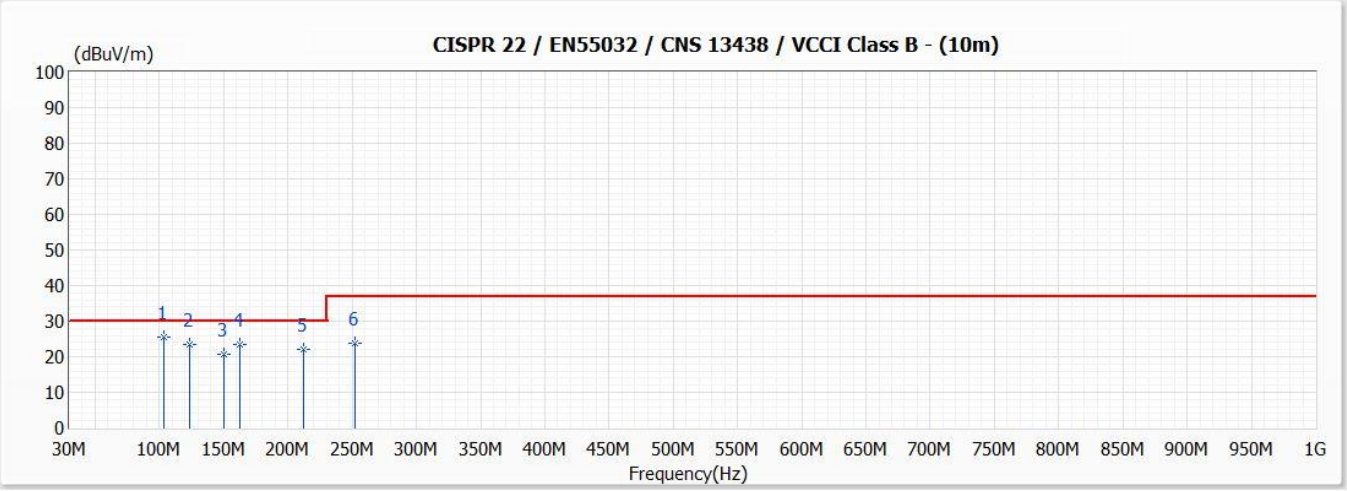

No	Frequency (MHz)	Emission Level (dBuV/m)	Limit (dBuV/m)	Margin (dB)	Reading Level (dBuV)	Correct Factor (dB/m)	Ant Pos (cm)	TT Pos (deg)	Detector Type
* 1	103.200	25.38	30.00	-4.62	38.80	-13.42	100	61	QP
2	123.300	23.36	30.00	-6.64	35.50	-12.14	100	17	QP
3	150.140	20.64	30.00	-9.36	34.17	-13.53	100	-168	QP
4	162.700	23.39	30.00	-6.61	37.30	-13.91	100	25	QP
5	212.600	22.20	30.00	-7.80	36.60	-14.40	100	-114	QP
6	252.400	23.85	37.00	-13.15	34.20	-10.35	100	73	QP

Remark:

1. "*" means this data is the worst emission level;"!" means this data is over limit.
2. Emission Level=Reading Level + Correct Factor(Correct Factor=Ant Factor+Cable Loss-Pre Amp).
3. Margin=Emission Level-Limit.

Model No	GTM96900P9019-T3	Site	SITE2
Test Voltage	AC 110V/60Hz	Test Date	2021/6/17
Test Mode	Mode 9	Engineer	Edward Chi
Polarity	Horizontal	Temperature (℃)	31.7
Test Condition	--	Humidity (%RH)	40.5

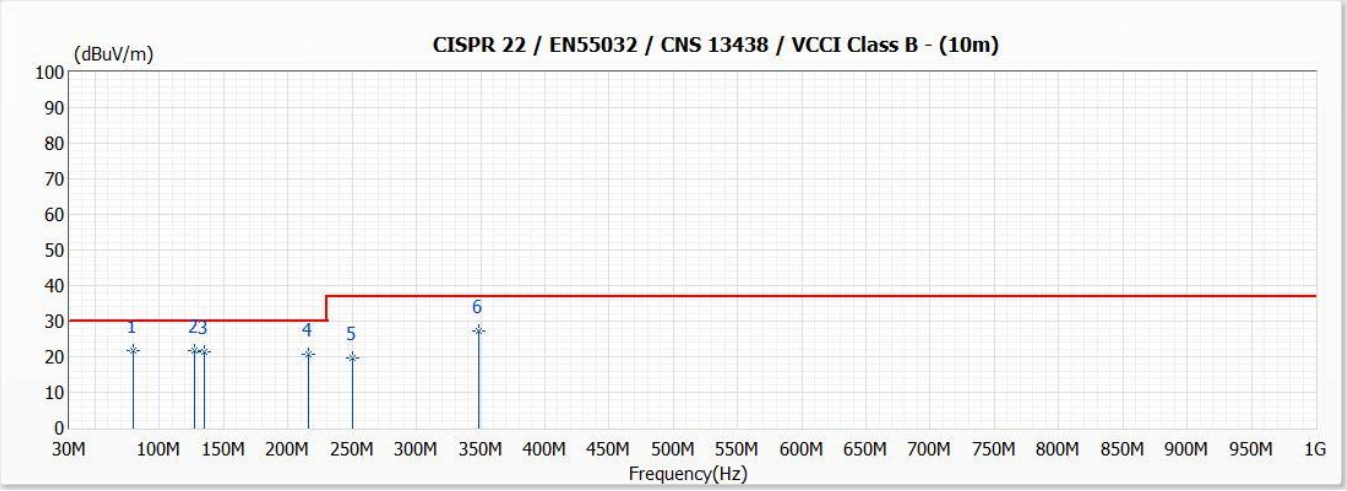

No	Frequency (MHz)	Emission Level (dBuV/m)	Limit (dBuV/m)	Margin (dB)	Reading Level (dBuV)	Correct Factor (dB/m)	Ant Pos (cm)	TT Pos (deg)	Detector Type
* 1	79.280	21.89	30.00	-8.11	39.60	-17.71	370	-15	QP
2	127.300	21.57	30.00	-8.43	33.70	-12.13	370	-112	QP
3	134.660	21.42	30.00	-8.58	33.90	-12.48	370	61	QP
4	216.000	20.79	30.00	-9.21	35.20	-14.41	370	90	QP
5	250.800	19.81	37.00	-17.19	30.40	-10.59	370	179	QP
6	348.800	27.22	37.00	-9.78	35.00	-7.78	300	19	QP

Remark:

1. "*" means this data is the worst emission level;"!" means this data is over limit.
2. Emission Level=Reading Level + Correct Factor(Correct Factor=Ant Factor+Cable Loss-Pre Amp).
3. Margin=Emission Level-Limit.

Model No	GTM96900P9019-T3	Site	SITE2
Test Voltage	AC 110V/60Hz	Test Date	2021/6/17
Test Mode	Mode 9	Engineer	Edward Chi
Polarity	Vertical	Temperature (℃)	31.7
Test Condition	--	Humidity (%RH)	40.5

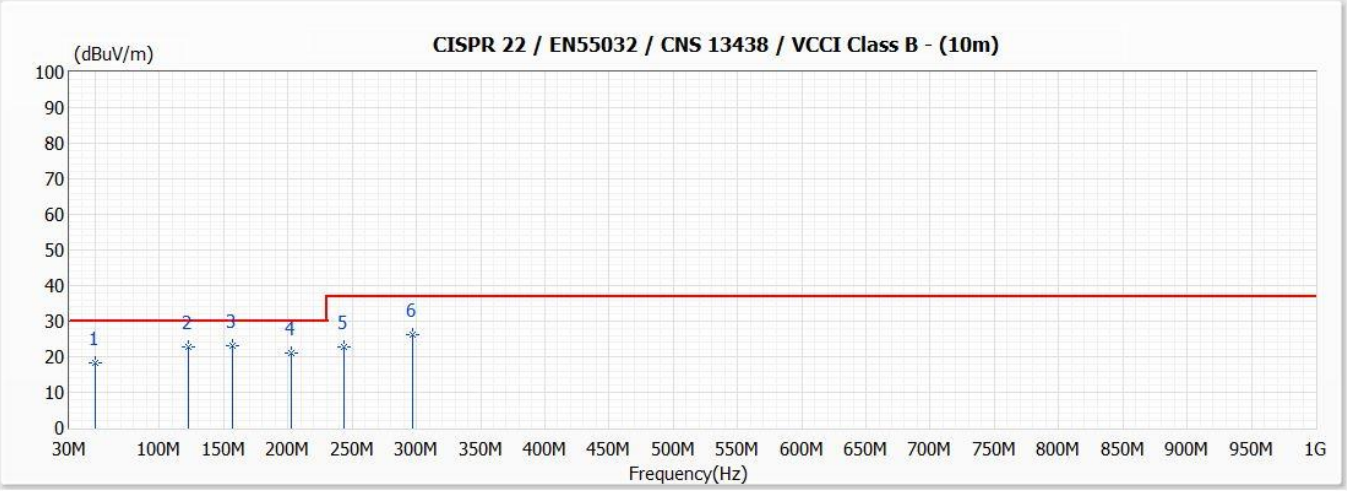

No	Frequency (MHz)	Emission Level (dBuV/m)	Limit (dBuV/m)	Margin (dB)	Reading Level (dBuV)	Correct Factor (dB/m)	Ant Pos (cm)	TT Pos (deg)	Detector Type
1	50.400	18.43	30.00	-11.57	35.00	-16.57	100	-117	QP
2	122.500	22.73	30.00	-7.27	34.80	-12.07	100	28	QP
* 3	156.800	23.26	30.00	-6.74	37.00	-13.74	100	127	QP
4	202.600	20.88	30.00	-9.12	35.10	-14.22	100	-87	QP
5	243.400	22.88	37.00	-14.12	34.40	-11.52	100	61	QP
6	297.000	26.37	37.00	-10.63	35.80	-9.43	100	-13	QP

Remark:

1. "*" means this data is the worst emission level;"!" means this data is over limit.
2. Emission Level=Reading Level + Correct Factor(Correct Factor=Ant Factor+Cable Loss-Pre Amp).
3. Margin=Emission Level-Limit.

Model No	GTM96900P9019-T3	Site	SITE2
Test Voltage	AC 110V/60Hz	Test Date	2021/6/17
Test Mode	Mode 10	Engineer	Edward Chi
Polarity	Horizontal	Temperature (℃)	31.7
Test Condition	--	Humidity (%RH)	40.5

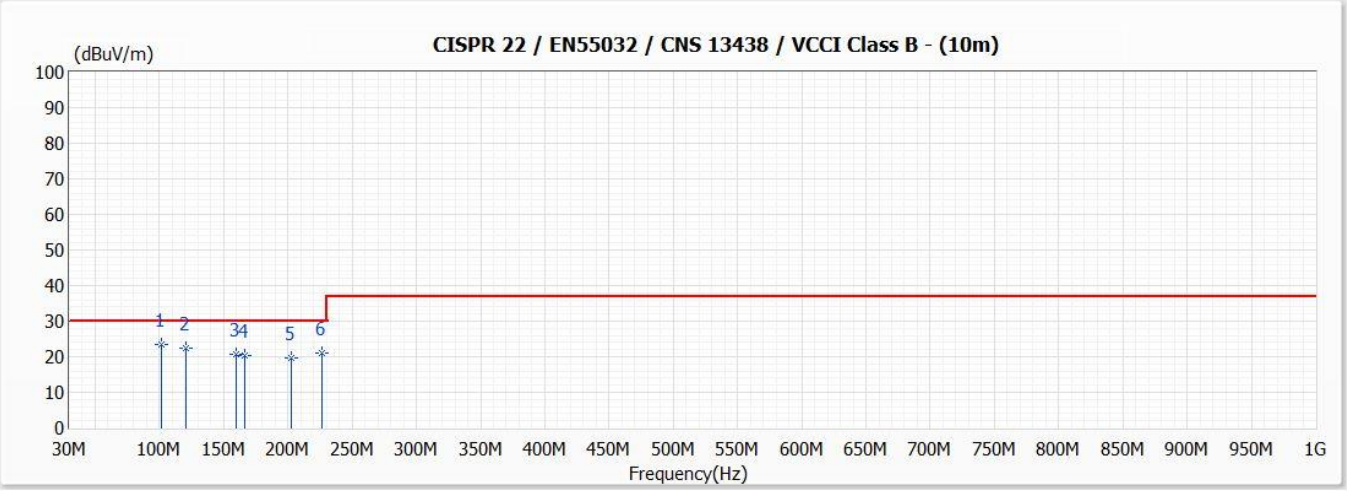

No	Frequency (MHz)	Emission Level (dBuV/m)	Limit (dBuV/m)	Margin (dB)	Reading Level (dBuV)	Correct Factor (dB/m)	Ant Pos (cm)	TT Pos (deg)	Detector Type
* 1	101.440	23.57	30.00	-6.43	37.12	-13.55	370	-59	QP
2	120.500	22.31	30.00	-7.69	34.50	-12.19	370	190	QP
3	159.860	20.77	30.00	-9.23	34.60	-13.83	370	-17	QP
4	166.160	20.33	30.00	-9.67	34.40	-14.07	370	-79	QP
5	203.000	19.69	30.00	-10.31	33.90	-14.21	370	179	QP
6	226.800	21.09	30.00	-8.91	34.60	-13.51	370	17	QP

Remark:

1. "*" means this data is the worst emission level;"!" means this data is over limit.
2. Emission Level=Reading Level + Correct Factor(Correct Factor=Ant Factor+Cable Loss-Pre Amp).
3. Margin=Emission Level-Limit.

Model No	GTM96900P9019-T3	Site	SITE2
Test Voltage	AC 110V/60Hz	Test Date	2021/6/17
Test Mode	Mode 10	Engineer	Edward Chi
Polarity	Vertical	Temperature (℃)	31.7
Test Condition	--	Humidity (%RH)	40.5

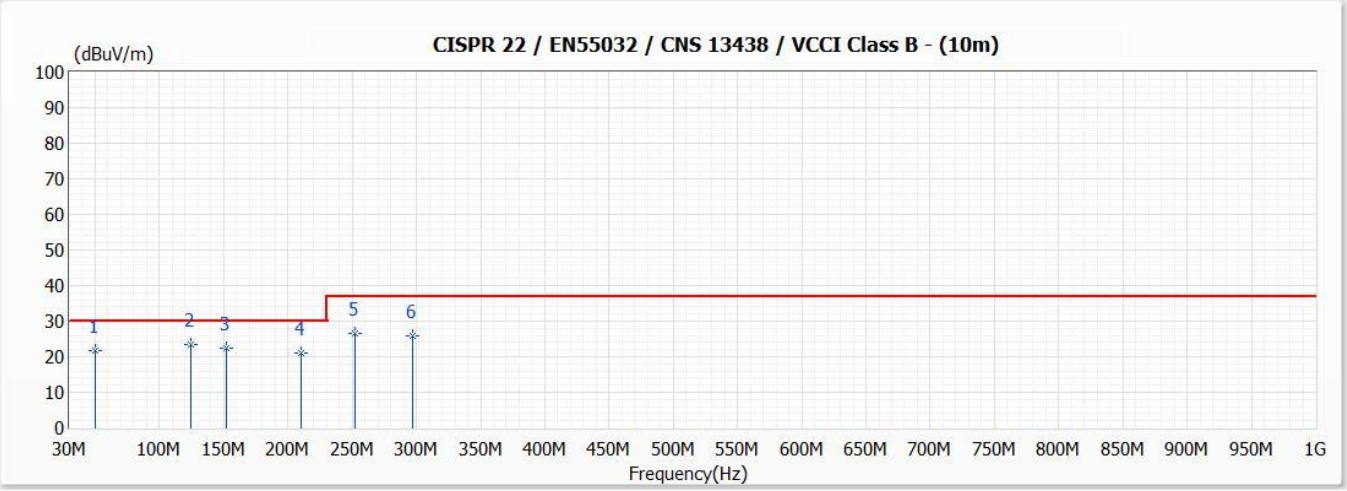

No	Frequency (MHz)	Emission Level (dBuV/m)	Limit (dBuV/m)	Margin (dB)	Reading Level (dBuV)	Correct Factor (dB/m)	Ant Pos (cm)	TT Pos (deg)	Detector Type
1	50.000	21.82	30.00	-8.18	38.20	-16.38	100	-88	QP
* 2	124.400	23.40	30.00	-6.60	35.60	-12.20	100	190	QP
3	152.120	22.48	30.00	-7.52	36.00	-13.52	100	-109	QP
4	210.000	20.98	30.00	-9.02	35.30	-14.32	100	-67	QP
5	251.800	26.65	37.00	-10.35	37.10	-10.45	100	59	QP
6	297.000	25.77	37.00	-11.23	35.20	-9.43	100	101	QP

Remark:

1. "*" means this data is the worst emission level;"!" means this data is over limit.
2. Emission Level=Reading Level + Correct Factor(Correct Factor=Ant Factor+Cable Loss-Pre Amp).
3. Margin=Emission Level-Limit.

Model No	GTM96900P9019-T3	Site	SITE2
Test Voltage	AC 220V/60Hz	Test Date	2021/6/17
Test Mode	Mode 11	Engineer	Edward Chi
Polarity	Horizontal	Temperature (℃)	31.7
Test Condition	--	Humidity (%RH)	40.5

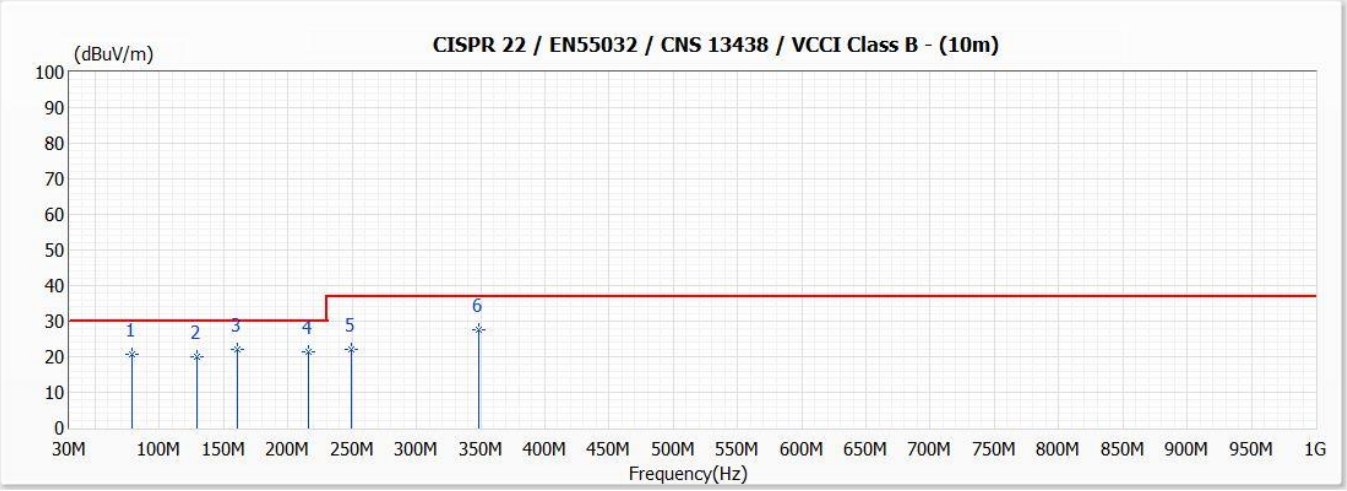

No	Frequency (MHz)	Emission Level (dBuV/m)	Limit (dBuV/m)	Margin (dB)	Reading Level (dBuV)	Correct Factor (dB/m)	Ant Pos (cm)	TT Pos (deg)	Detector Type
1	78.400	20.77	30.00	-9.23	38.70	-17.93	370	109	QP
2	129.260	20.05	30.00	-9.95	32.30	-12.25	370	-85	QP
* 3	160.940	22.09	30.00	-7.91	36.00	-13.91	370	51	QP
4	216.000	21.49	30.00	-8.51	35.90	-14.41	370	16	QP
5	249.200	22.08	37.00	-14.92	32.90	-10.82	370	-117	QP
6	348.800	27.72	37.00	-9.28	35.50	-7.78	370	66	QP

Remark:

1. "*" means this data is the worst emission level;"!" means this data is over limit.
2. Emission Level=Reading Level + Correct Factor(Correct Factor=Ant Factor+Cable Loss-Pre Amp).
3. Margin=Emission Level-Limit.

Model No	GTM96900P9019-T3	Site	SITE2
Test Voltage	AC 220V/60Hz	Test Date	2021/6/17
Test Mode	Mode 11	Engineer	Edward Chi
Polarity	Vertical	Temperature (℃)	31.7
Test Condition	--	Humidity (%RH)	40.5

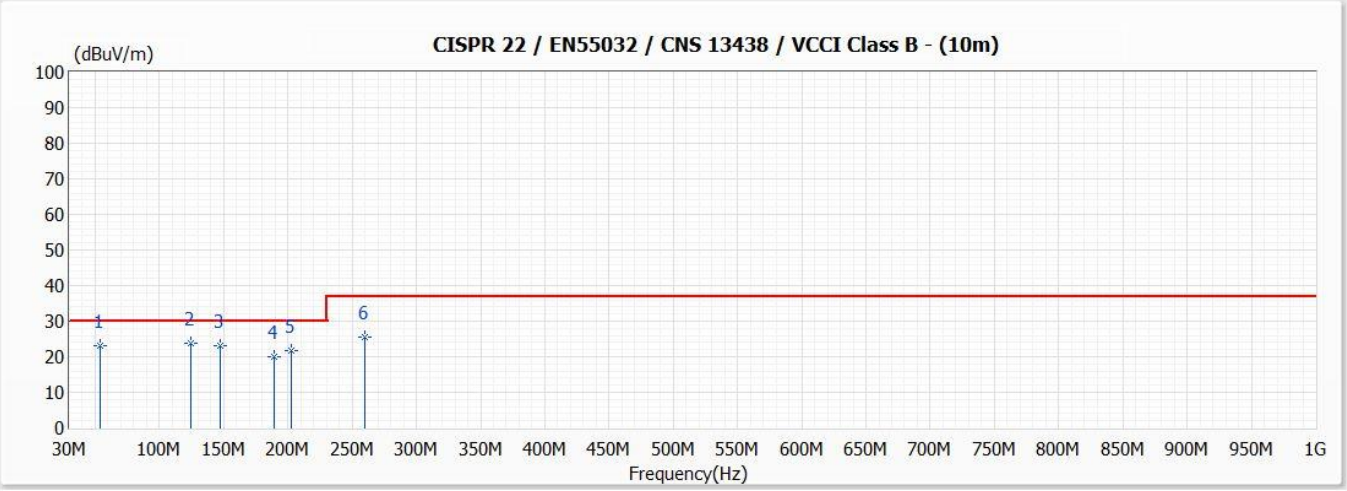

No	Frequency (MHz)	Emission Level (dBuV/m)	Limit (dBuV/m)	Margin (dB)	Reading Level (dBuV)	Correct Factor (dB/m)	Ant Pos (cm)	TT Pos (deg)	Detector Type
1	53.900	22.99	30.00	-7.01	40.80	-17.81	100	-69	QP
* 2	124.850	23.91	30.00	-6.09	36.10	-12.19	100	90	QP
3	147.700	23.08	30.00	-6.92	36.30	-13.22	100	-115	QP
4	188.930	20.16	30.00	-9.84	34.90	-14.74	100	55	QP
5	202.400	21.78	30.00	-8.22	36.00	-14.22	100	57	QP
6	260.000	25.58	37.00	-11.42	34.90	-9.32	100	-87	QP

Remark:

1. "*" means this data is the worst emission level;"!" means this data is over limit.
2. Emission Level=Reading Level + Correct Factor(Correct Factor=Ant Factor+Cable Loss-Pre Amp).
3. Margin=Emission Level-Limit.

Model No	GTM96900P9019-T3	Site	SITE2
Test Voltage	AC 220V/60Hz	Test Date	2021/6/17
Test Mode	Mode 12	Engineer	Edward Chi
Polarity	Horizontal	Temperature (℃)	31.7
Test Condition	--	Humidity (%RH)	40.5

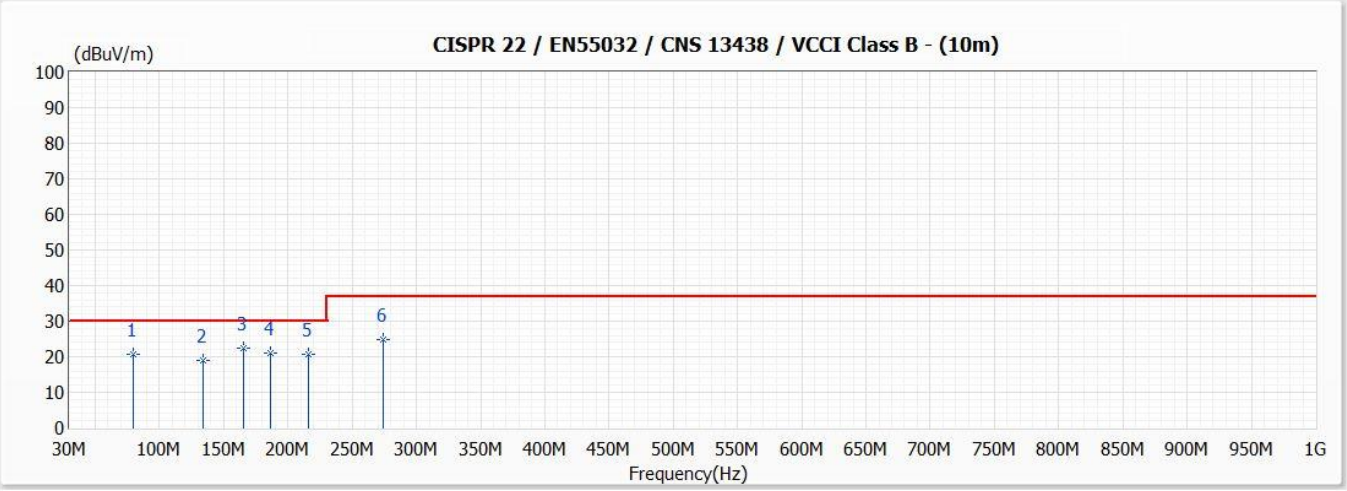

No	Frequency (MHz)	Emission Level (dBuV/m)	Limit (dBuV/m)	Margin (dB)	Reading Level (dBuV)	Correct Factor (dB/m)	Ant Pos (cm)	TT Pos (deg)	Detector Type
1	79.200	20.78	30.00	-9.22	38.50	-17.72	370	-66	QP
2	134.000	19.01	30.00	-10.99	31.50	-12.49	370	-57	QP
* 3	165.800	22.45	30.00	-7.55	36.50	-14.05	370	41	QP
4	186.860	20.94	30.00	-9.06	35.70	-14.76	370	119	QP
5	216.000	20.79	30.00	-9.21	35.20	-14.41	370	192	QP
6	274.200	24.91	37.00	-12.09	35.10	-10.19	370	61	QP

Remark:

1. "*" means this data is the worst emission level;"!" means this data is over limit.
2. Emission Level=Reading Level + Correct Factor(Correct Factor=Ant Factor+Cable Loss-Pre Amp).
3. Margin=Emission Level-Limit.

Model No	GTM96900P9019-T3	Site	SITE2
Test Voltage	AC 220V/60Hz	Test Date	2021/6/17
Test Mode	Mode 12	Engineer	Edward Chi
Polarity	Vertical	Temperature (℃)	31.7
Test Condition	--	Humidity (%RH)	40.5

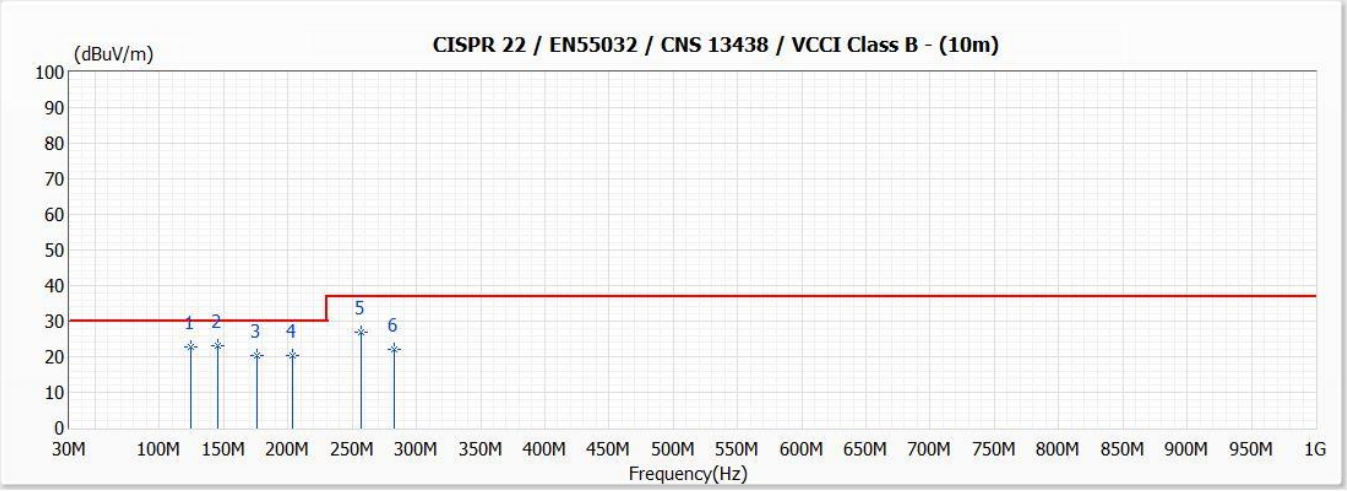

No	Frequency (MHz)	Emission Level (dBuV/m)	Limit (dBuV/m)	Margin (dB)	Reading Level (dBuV)	Correct Factor (dB/m)	Ant Pos (cm)	TT Pos (deg)	Detector Type
1	124.590	22.81	30.00	-7.19	35.00	-12.19	100	117	QP
* 2	145.730	23.26	30.00	-6.74	36.50	-13.24	100	90	QP
3	176.330	20.29	30.00	-9.71	34.80	-14.51	100	50	QP
4	203.400	20.41	30.00	-9.59	34.60	-14.19	100	-81	QP
5	257.000	27.00	37.00	-10.00	36.70	-9.70	100	-57	QP
6	282.600	22.04	37.00	-14.96	32.00	-9.96	100	199	QP

Remark:

1. "*" means this data is the worst emission level;"!" means this data is over limit.
2. Emission Level=Reading Level + Correct Factor(Correct Factor=Ant Factor+Cable Loss-Pre Amp).
3. Margin=Emission Level-Limit.

Model No	GTM96900P9024-T3	Site	SITE2
Test Voltage	AC 110V/60Hz	Test Date	2021/6/17
Test Mode	Mode 13	Engineer	Edward Chi
Polarity	Horizontal	Temperature (℃)	31.7
Test Condition	--	Humidity (%RH)	40.5

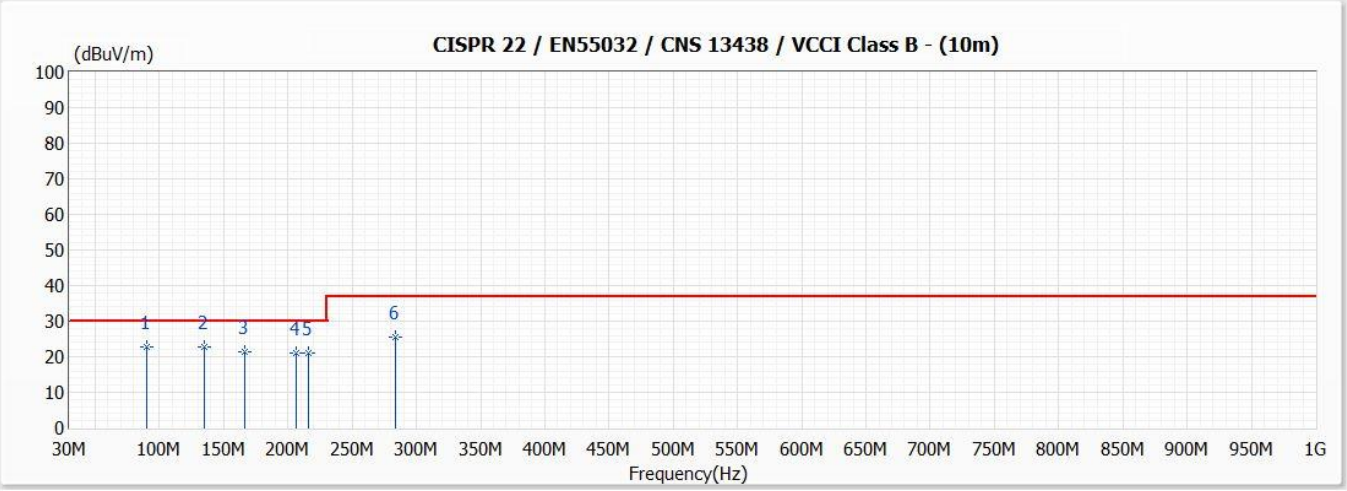

No	Frequency (MHz)	Emission Level (dBuV/m)	Limit (dBuV/m)	Margin (dB)	Reading Level (dBuV)	Correct Factor (dB/m)	Ant Pos (cm)	TT Pos (deg)	Detector Type
1	90.320	22.68	30.00	-7.32	38.30	-15.62	370	-114	QP
* 2	134.660	22.82	30.00	-7.18	35.30	-12.48	370	80	QP
3	166.000	21.23	30.00	-8.77	35.30	-14.07	370	104	QP
4	206.200	21.11	30.00	-8.89	35.30	-14.19	370	-67	QP
5	216.000	20.99	30.00	-9.01	35.40	-14.41	370	-91	QP
6	283.600	25.57	37.00	-11.43	35.50	-9.93	370	102	QP

Remark:

1. "*" means this data is the worst emission level;"!" means this data is over limit.
2. Emission Level=Reading Level + Correct Factor(Correct Factor=Ant Factor+Cable Loss-Pre Amp).
3. Margin=Emission Level-Limit.

Model No	GTM96900P9024-T3	Site	SITE2
Test Voltage	AC 110V/60Hz	Test Date	2021/6/17
Test Mode	Mode 13	Engineer	Edward Chi
Polarity	Vertical	Temperature (℃)	31.7
Test Condition	--	Humidity (%RH)	40.5

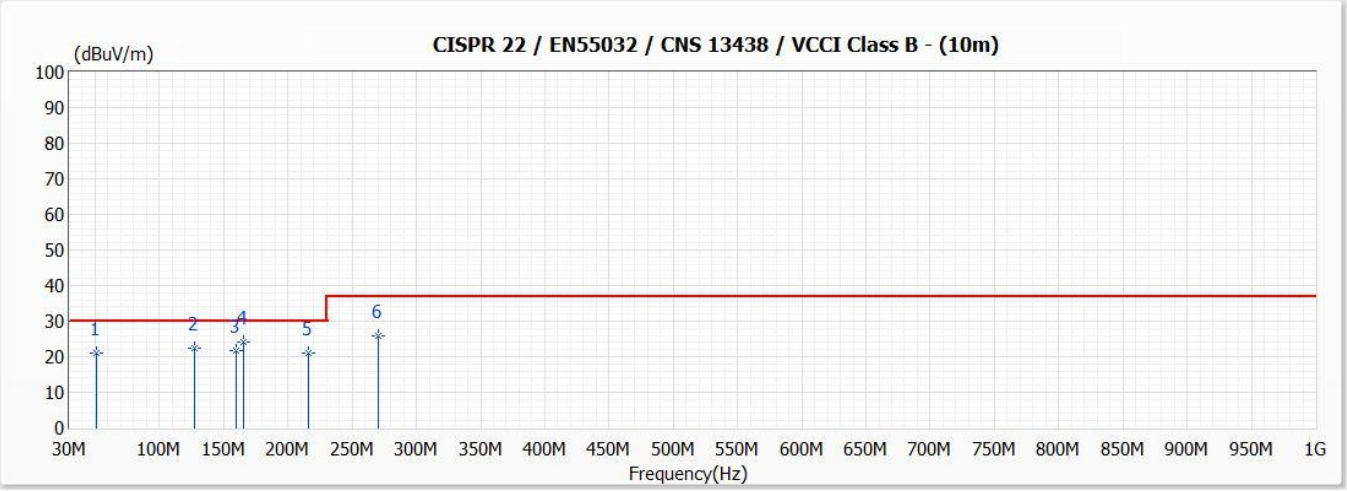

No	Frequency (MHz)	Emission Level (dBuV/m)	Limit (dBuV/m)	Margin (dB)	Reading Level (dBuV)	Correct Factor (dB/m)	Ant Pos (cm)	TT Pos (deg)	Detector Type
1	50.880	21.18	30.00	-8.82	38.00	-16.82	100	119	QP
2	126.830	22.30	30.00	-7.70	34.40	-12.10	100	26	QP
3	159.320	21.86	30.00	-8.14	35.70	-13.84	100	58	QP
* 4	165.350	24.08	30.00	-5.92	38.10	-14.02	100	-108	QP
5	216.000	20.89	30.00	-9.11	35.30	-14.41	100	-87	QP
6	270.000	25.77	37.00	-11.23	36.00	-10.23	100	-53	QP

Remark:

1. "*" means this data is the worst emission level;"!" means this data is over limit.
2. Emission Level=Reading Level + Correct Factor(Correct Factor=Ant Factor+Cable Loss-Pre Amp).
3. Margin=Emission Level-Limit.

Model No	GTM96900P9024-T3	Site	SITE2
Test Voltage	AC 110V/60Hz	Test Date	2021/6/17
Test Mode	Mode 14	Engineer	Edward Chi
Polarity	Horizontal	Temperature (℃)	31.7
Test Condition	--	Humidity (%RH)	40.5

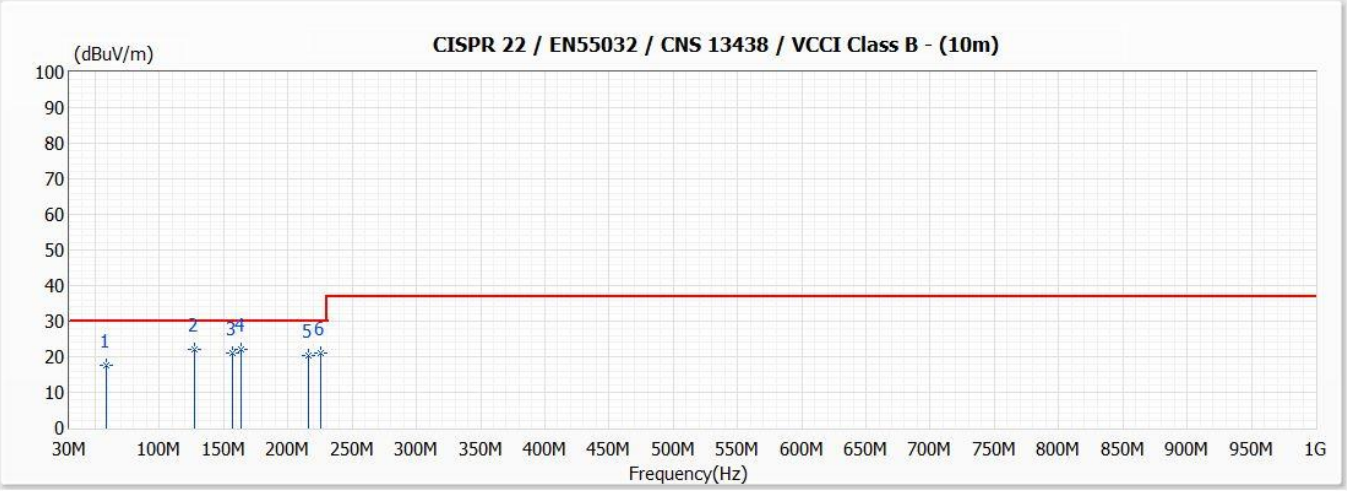

No	Frequency (MHz)	Emission Level (dBuV/m)	Limit (dBuV/m)	Margin (dB)	Reading Level (dBuV)	Correct Factor (dB/m)	Ant Pos (cm)	TT Pos (deg)	Detector Type
1	58.320	17.71	30.00	-12.29	36.20	-18.49	370	42	QP
* 2	127.550	22.03	30.00	-7.97	34.20	-12.17	370	87	QP
3	156.600	21.07	30.00	-8.93	34.80	-13.73	370	119	QP
4	164.000	22.00	30.00	-8.00	36.00	-14.00	370	104	QP
5	216.000	20.19	30.00	-9.81	34.60	-14.41	370	-59	QP
6	225.800	21.08	30.00	-8.92	34.70	-13.62	370	-89	QP

Remark:

1. "*" means this data is the worst emission level;"!" means this data is over limit.
2. Emission Level=Reading Level + Correct Factor(Correct Factor=Ant Factor+Cable Loss-Pre Amp).
3. Margin=Emission Level-Limit.

Model No	GTM96900P9024-T3	Site	SITE2
Test Voltage	AC 110V/60Hz	Test Date	2021/6/17
Test Mode	Mode 14	Engineer	Edward Chi
Polarity	Vertical	Temperature (℃)	31.7
Test Condition	--	Humidity (%RH)	40.5

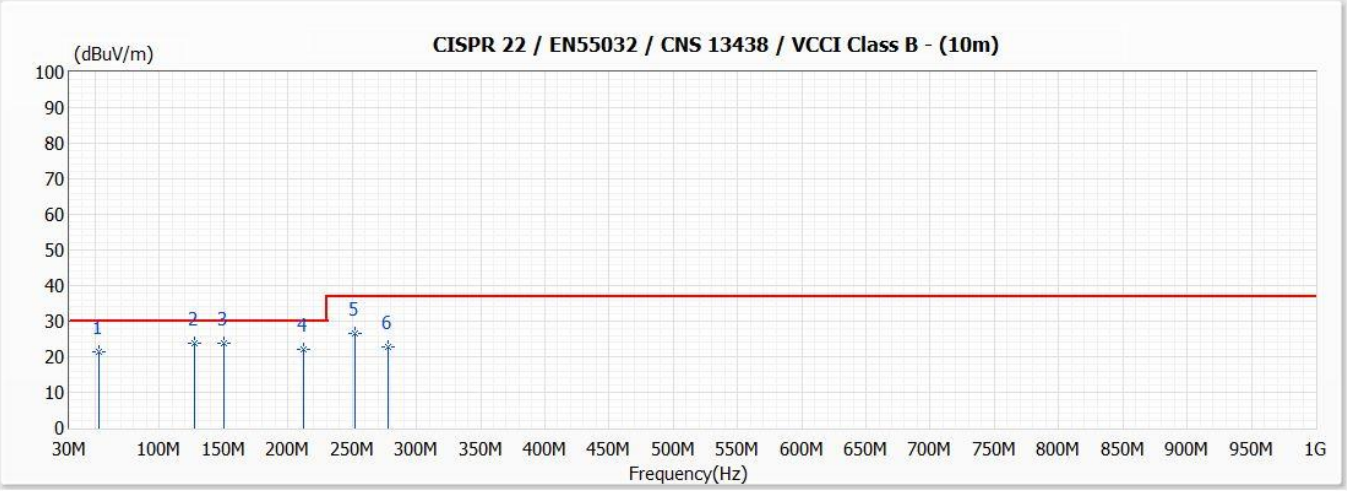

No	Frequency (MHz)	Emission Level (dBuV/m)	Limit (dBuV/m)	Margin (dB)	Reading Level (dBuV)	Correct Factor (dB/m)	Ant Pos (cm)	TT Pos (deg)	Detector Type
1	52.700	21.27	30.00	-8.73	38.60	-17.33	100	20	QP
* 2	127.550	23.83	30.00	-6.17	36.00	-12.17	100	77	QP
3	149.780	23.69	30.00	-6.31	37.20	-13.51	100	67	QP
4	212.000	22.22	30.00	-7.78	36.60	-14.38	100	-53	QP
5	252.000	26.39	37.00	-10.61	36.80	-10.41	100	-14	QP
6	278.000	22.80	37.00	-14.20	32.90	-10.10	100	-107	QP

Remark:

1. "*" means this data is the worst emission level;"!" means this data is over limit.
2. Emission Level=Reading Level + Correct Factor(Correct Factor=Ant Factor+Cable Loss-Pre Amp).
3. Margin=Emission Level-Limit.

Model No	GTM96900P9024-T3	Site	SITE2
Test Voltage	AC 220V/60Hz	Test Date	2021/6/17
Test Mode	Mode 15	Engineer	Edward Chi
Polarity	Horizontal	Temperature (℃)	31.7
Test Condition	--	Humidity (%RH)	40.5

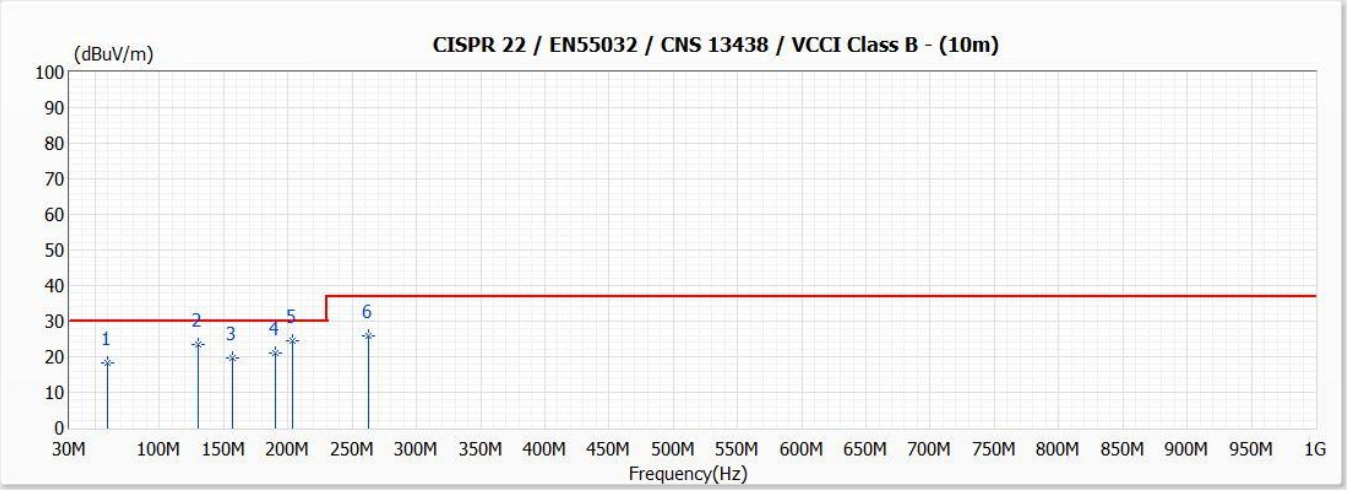

No	Frequency (MHz)	Emission Level (dBuV/m)	Limit (dBuV/m)	Margin (dB)	Reading Level (dBuV)	Correct Factor (dB/m)	Ant Pos (cm)	TT Pos (deg)	Detector Type
1	59.360	18.32	30.00	-11.68	36.90	-18.58	370	-102	QP
2	129.900	23.36	30.00	-6.64	35.60	-12.24	370	24	QP
3	156.890	19.75	30.00	-10.25	33.50	-13.75	370	14	QP
4	189.800	21.17	30.00	-8.83	35.90	-14.73	370	-25	QP
* 5	203.400	24.41	30.00	-5.59	38.60	-14.19	370	24	QP
6	262.600	25.95	37.00	-11.05	35.60	-9.65	370	-144	QP

Remark:

1. "*" means this data is the worst emission level;"!" means this data is over limit.
2. Emission Level=Reading Level + Correct Factor(Correct Factor=Ant Factor+Cable Loss-Pre Amp).
3. Margin=Emission Level-Limit.

Model No	GTM96900P9024-T3	Site	SITE2
Test Voltage	AC 220V/60Hz	Test Date	2021/6/17
Test Mode	Mode 15	Engineer	Edward Chi
Polarity	Vertical	Temperature (℃)	31.7
Test Condition	--	Humidity (%RH)	40.5

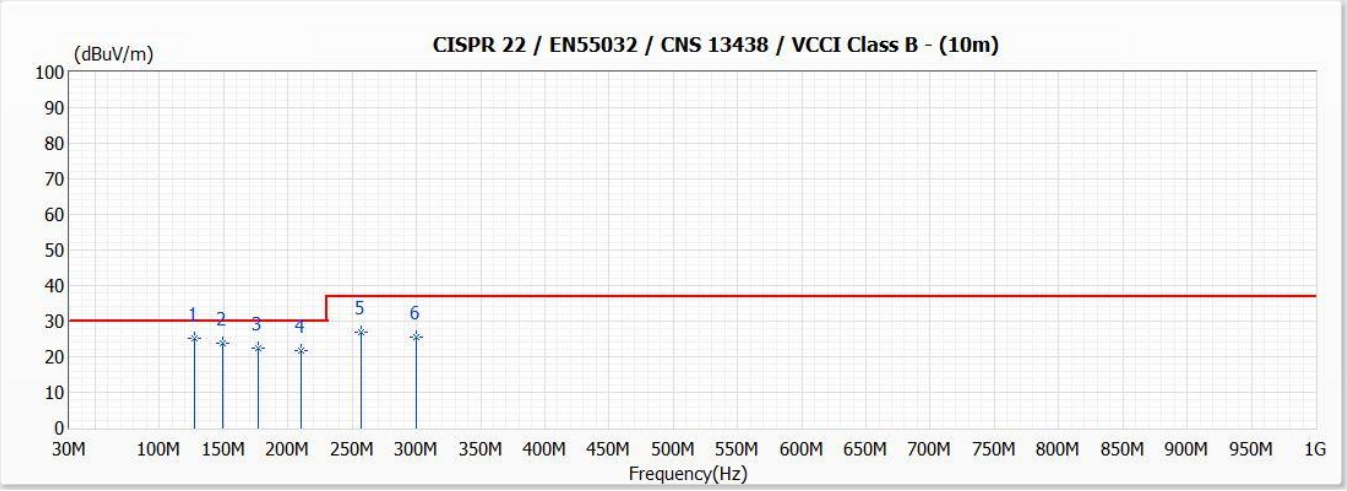

No	Frequency (MHz)	Emission Level (dBuV/m)	Limit (dBuV/m)	Margin (dB)	Reading Level (dBuV)	Correct Factor (dB/m)	Ant Pos (cm)	TT Pos (deg)	Detector Type
* 1	126.900	25.01	30.00	-4.99	37.10	-12.09	100	-70	QP
2	149.600	23.71	30.00	-6.29	37.20	-13.49	100	88	QP
3	176.600	22.46	30.00	-7.54	37.00	-14.54	100	109	QP
4	210.400	21.67	30.00	-8.33	36.00	-14.33	100	-126	QP
5	257.400	27.05	37.00	-9.95	36.70	-9.65	100	-24	QP
6	300.000	25.55	37.00	-11.45	34.90	-9.35	100	55	QP

Remark:

1. "*" means this data is the worst emission level;"!" means this data is over limit.
2. Emission Level=Reading Level + Correct Factor(Correct Factor=Ant Factor+Cable Loss-Pre Amp).
3. Margin=Emission Level-Limit.

Model No	GTM96900P9024-T3	Site	SITE2
Test Voltage	AC 220V/60Hz	Test Date	2021/6/17
Test Mode	Mode 16	Engineer	Edward Chi
Polarity	Horizontal	Temperature (℃)	31.7
Test Condition	--	Humidity (%RH)	40.5

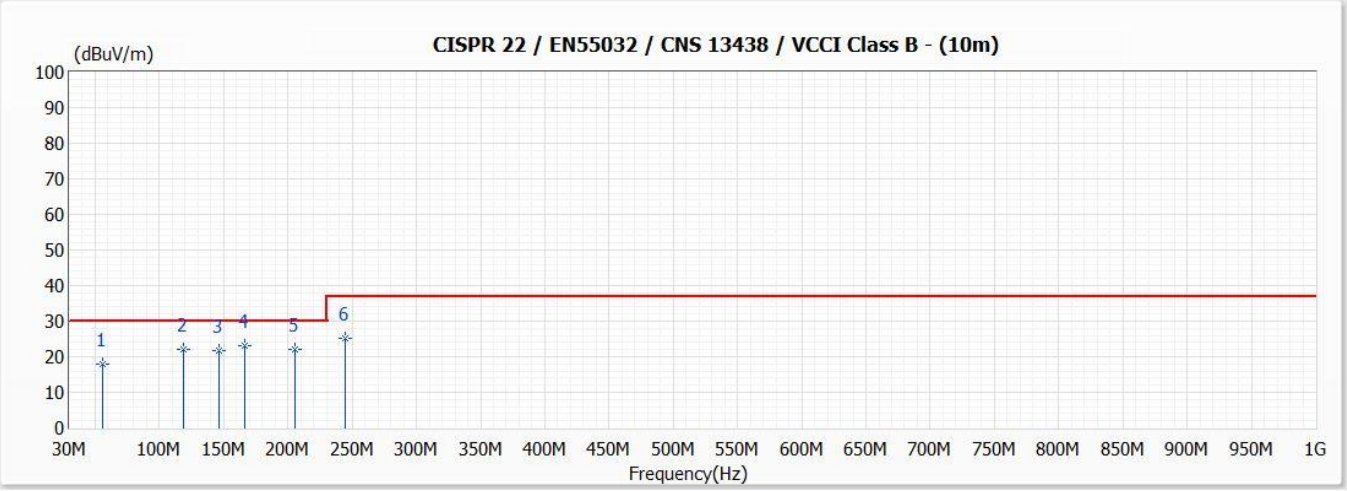

No	Frequency (MHz)	Emission Level (dBuV/m)	Limit (dBuV/m)	Margin (dB)	Reading Level (dBuV)	Correct Factor (dB/m)	Ant Pos (cm)	TT Pos (deg)	Detector Type
1	55.360	18.02	30.00	-11.98	36.00	-17.98	370	-104	QP
2	118.800	22.04	30.00	-7.96	34.20	-12.16	370	80	QP
3	145.900	21.74	30.00	-8.26	35.00	-13.26	370	177	QP
* 4	166.250	23.23	30.00	-6.77	37.30	-14.07	370	17	QP
5	205.600	21.94	30.00	-8.06	36.10	-14.16	370	-85	QP
6	244.200	25.06	37.00	-11.94	36.50	-11.44	370	-19	QP

Remark:

1. "*" means this data is the worst emission level;"!" means this data is over limit.
2. Emission Level=Reading Level + Correct Factor(Correct Factor=Ant Factor+Cable Loss-Pre Amp).
3. Margin=Emission Level-Limit.

Model No	GTM96900P9024-T3	Site	SITE2
Test Voltage	AC 220V/60Hz	Test Date	2021/6/17
Test Mode	Mode 16	Engineer	Edward Chi
Polarity	Vertical	Temperature (℃)	31.7
Test Condition	--	Humidity (%RH)	40.5

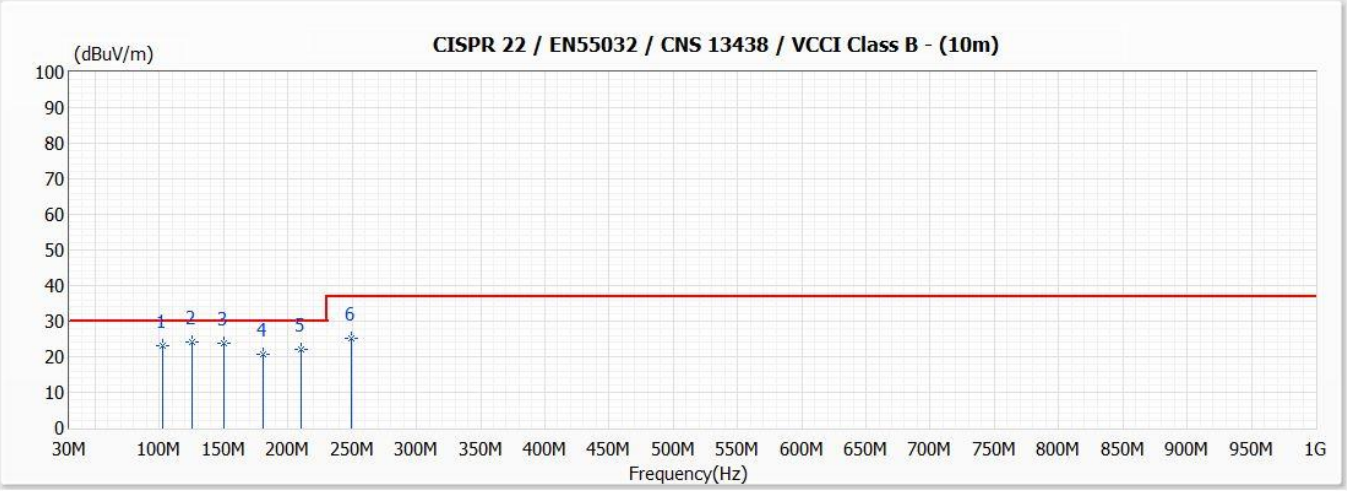

No	Frequency (MHz)	Emission Level (dBuV/m)	Limit (dBuV/m)	Margin (dB)	Reading Level (dBuV)	Correct Factor (dB/m)	Ant Pos (cm)	TT Pos (deg)	Detector Type
1	102.560	23.08	30.00	-6.92	36.50	-13.42	100	24	QP
* 2	125.500	24.07	30.00	-5.93	36.30	-12.23	100	-77	QP
3	149.780	23.69	30.00	-6.31	37.20	-13.51	100	109	QP
4	180.360	20.81	30.00	-9.19	35.40	-14.59	100	-61	QP
5	210.400	22.17	30.00	-7.83	36.50	-14.33	100	-54	QP
6	249.400	25.12	37.00	-11.88	35.90	-10.78	159	-54	QP

Remark:

1. "*" means this data is the worst emission level;"!" means this data is over limit.
2. Emission Level=Reading Level + Correct Factor(Correct Factor=Ant Factor+Cable Loss-Pre Amp).
3. Margin=Emission Level-Limit.

Model No	GTM96900P9048-T3	Site	SITE2
Test Voltage	AC 110V/60Hz	Test Date	2021/6/17
Test Mode	Mode 17	Engineer	Edward Chi
Polarity	Horizontal	Temperature (℃)	31.7
Test Condition	--	Humidity (%RH)	40.5

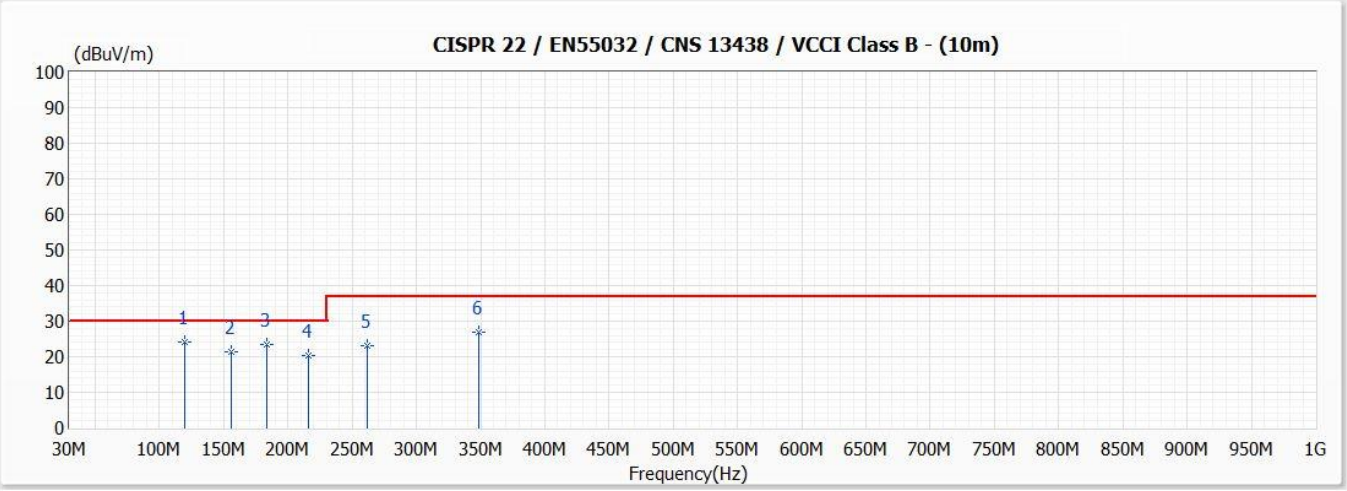

No	Frequency (MHz)	Emission Level (dBuV/m)	Limit (dBuV/m)	Margin (dB)	Reading Level (dBuV)	Correct Factor (dB/m)	Ant Pos (cm)	TT Pos (deg)	Detector Type
* 1	119.450	24.05	30.00	-5.95	36.20	-12.15	370	111	QP
2	155.900	21.24	30.00	-8.76	34.90	-13.66	370	-81	QP
3	183.530	23.53	30.00	-6.47	38.24	-14.71	370	29	QP
4	216.000	20.29	30.00	-9.71	34.70	-14.41	370	90	QP
5	261.600	23.17	37.00	-13.83	32.70	-9.53	370	-115	QP
6	348.800	26.82	37.00	-10.18	34.60	-7.78	300	-14	QP

Remark:

1. "*" means this data is the worst emission level;"!" means this data is over limit.
2. Emission Level=Reading Level + Correct Factor(Correct Factor=Ant Factor+Cable Loss-Pre Amp).
3. Margin=Emission Level-Limit.

Model No	GTM96900P9048-T3	Site	SITE2
Test Voltage	AC 110V/60Hz	Test Date	2021/6/17
Test Mode	Mode 17	Engineer	Edward Chi
Polarity	Vertical	Temperature (℃)	31.7
Test Condition	--	Humidity (%RH)	40.5

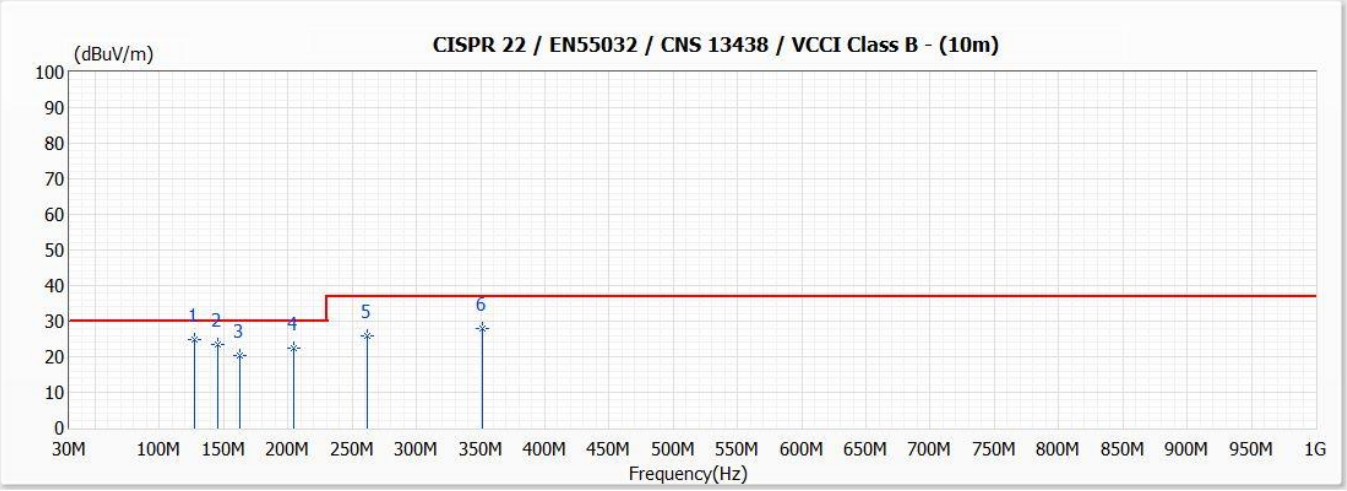

No	Frequency (MHz)	Emission Level (dBuV/m)	Limit (dBuV/m)	Margin (dB)	Reading Level (dBuV)	Correct Factor (dB/m)	Ant Pos (cm)	TT Pos (deg)	Detector Type
* 1	127.000	24.83	30.00	-5.17	36.90	-12.07	100	-117	QP
2	145.500	23.58	30.00	-6.42	36.80	-13.22	100	79	QP
3	162.650	20.39	30.00	-9.61	34.30	-13.91	100	89	QP
4	204.800	22.55	30.00	-7.45	36.70	-14.15	100	-55	QP
5	262.200	25.69	37.00	-11.31	35.30	-9.61	100	-119	QP
6	351.200	27.83	37.00	-9.17	35.50	-7.67	100	25	QP

Remark:

1. "*" means this data is the worst emission level;"!" means this data is over limit.
2. Emission Level=Reading Level + Correct Factor(Correct Factor=Ant Factor+Cable Loss-Pre Amp).
3. Margin=Emission Level-Limit.

Model No	GTM96900P9048-T3	Site	SITE2
Test Voltage	AC 110V/60Hz	Test Date	2021/6/17
Test Mode	Mode 18	Engineer	Edward Chi
Polarity	Horizontal	Temperature (℃)	31.7
Test Condition	--	Humidity (%RH)	40.5

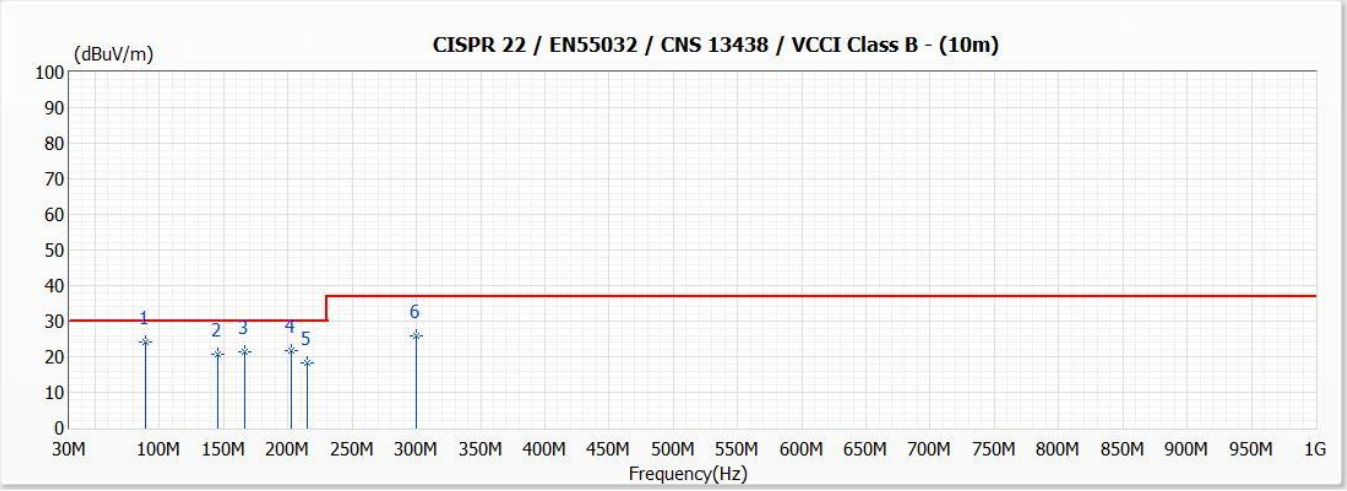

No	Frequency (MHz)	Emission Level (dBuV/m)	Limit (dBuV/m)	Margin (dB)	Reading Level (dBuV)	Correct Factor (dB/m)	Ant Pos (cm)	TT Pos (deg)	Detector Type
* 1	89.600	24.26	30.00	-5.74	40.00	-15.74	370	24	QP
2	145.200	20.70	30.00	-9.30	33.90	-13.20	370	-97	QP
3	166.340	21.33	30.00	-8.67	35.40	-14.07	370	17	QP
4	202.800	21.59	30.00	-8.41	35.80	-14.21	370	133	QP
5	215.000	18.42	30.00	-11.58	32.90	-14.48	370	-83	QP
6	300.000	25.75	37.00	-11.25	35.10	-9.35	370	52	QP

Remark:

1. "*" means this data is the worst emission level;"!" means this data is over limit.
2. Emission Level=Reading Level + Correct Factor(Correct Factor=Ant Factor+Cable Loss-Pre Amp).
3. Margin=Emission Level-Limit.

Model No	GTM96900P9048-T3	Site	SITE2
Test Voltage	AC 110V/60Hz	Test Date	2021/6/17
Test Mode	Mode 18	Engineer	Edward Chi
Polarity	Vertical	Temperature (℃)	31.7
Test Condition	--	Humidity (%RH)	40.5

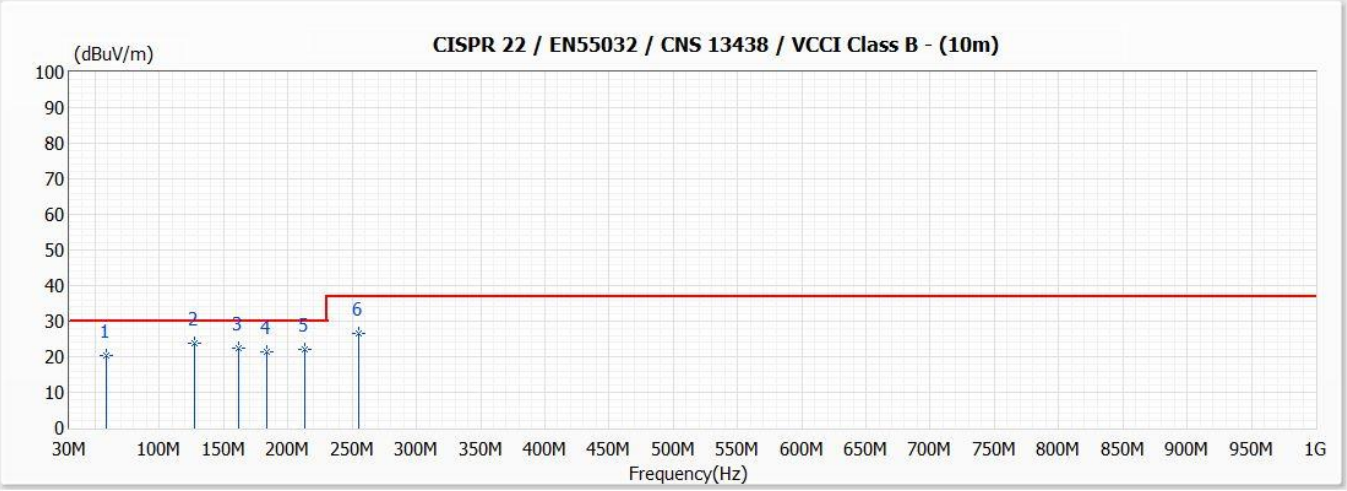

No	Frequency (MHz)	Emission Level (dBuV/m)	Limit (dBuV/m)	Margin (dB)	Reading Level (dBuV)	Correct Factor (dB/m)	Ant Pos (cm)	TT Pos (deg)	Detector Type
1	58.880	20.29	30.00	-9.71	38.90	-18.61	100	-67	QP
* 2	126.900	23.71	30.00	-6.29	35.80	-12.09	100	119	QP
3	161.200	22.38	30.00	-7.62	36.30	-13.92	100	57	QP
4	183.300	21.49	30.00	-8.51	36.20	-14.71	100	-114	QP
5	213.000	22.09	30.00	-7.91	36.50	-14.41	100	79	QP
6	254.800	26.41	37.00	-10.59	36.40	-9.99	100	-105	QP

Remark:

1. "*" means this data is the worst emission level;"!" means this data is over limit.
2. Emission Level=Reading Level + Correct Factor(Correct Factor=Ant Factor+Cable Loss-Pre Amp).
3. Margin=Emission Level-Limit.

Model No	GTM96900P9048-T3	Site	SITE2
Test Voltage	AC 220V/60Hz	Test Date	2021/6/17
Test Mode	Mode 19	Engineer	Edward Chi
Polarity	Horizontal	Temperature (℃)	31.7
Test Condition	--	Humidity (%RH)	40.5

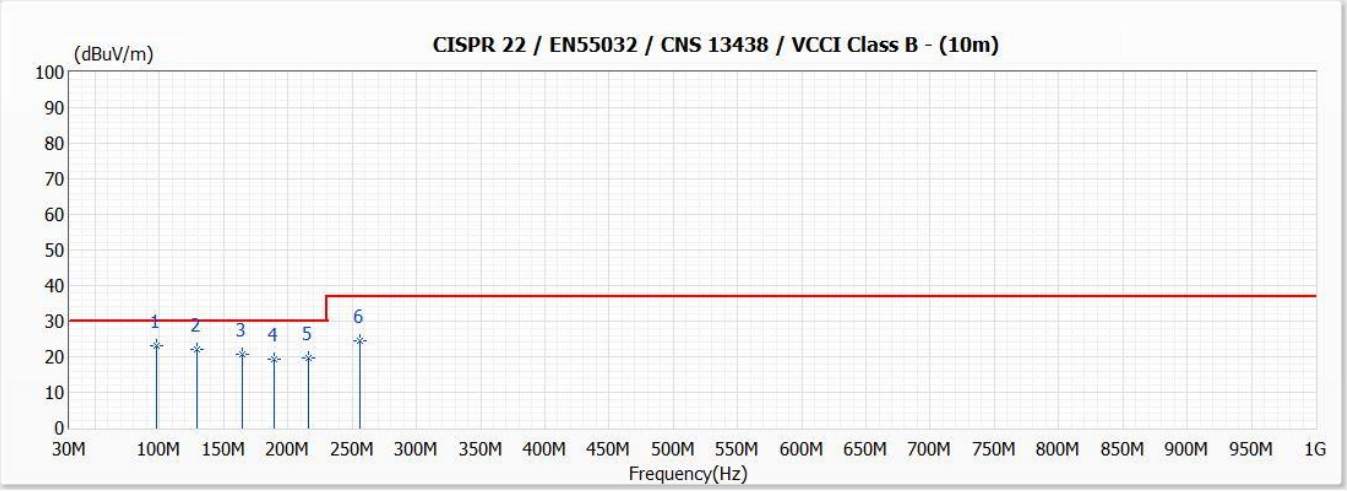

No	Frequency (MHz)	Emission Level (dBuV/m)	Limit (dBuV/m)	Margin (dB)	Reading Level (dBuV)	Correct Factor (dB/m)	Ant Pos (cm)	TT Pos (deg)	Detector Type
* 1	98.000	22.98	30.00	-7.02	37.10	-14.12	370	25	QP
2	129.440	21.95	30.00	-8.05	34.20	-12.25	370	-107	QP
3	164.500	20.81	30.00	-9.19	34.80	-13.99	370	44	QP
4	189.650	19.37	30.00	-10.63	34.10	-14.73	370	22	QP
5	216.000	19.59	30.00	-10.41	34.00	-14.41	370	89	QP
6	255.600	24.61	37.00	-12.39	34.50	-9.89	370	-154	QP

Remark:

1. "*" means this data is the worst emission level;"!" means this data is over limit.
2. Emission Level=Reading Level + Correct Factor(Correct Factor=Ant Factor+Cable Loss-Pre Amp).
3. Margin=Emission Level-Limit.

Model No	GTM96900P9048-T3	Site	SITE2
Test Voltage	AC 220V/60Hz	Test Date	2021/6/17
Test Mode	Mode 19	Engineer	Edward Chi
Polarity	Vertical	Temperature (℃)	31.7
Test Condition	--	Humidity (%RH)	40.5

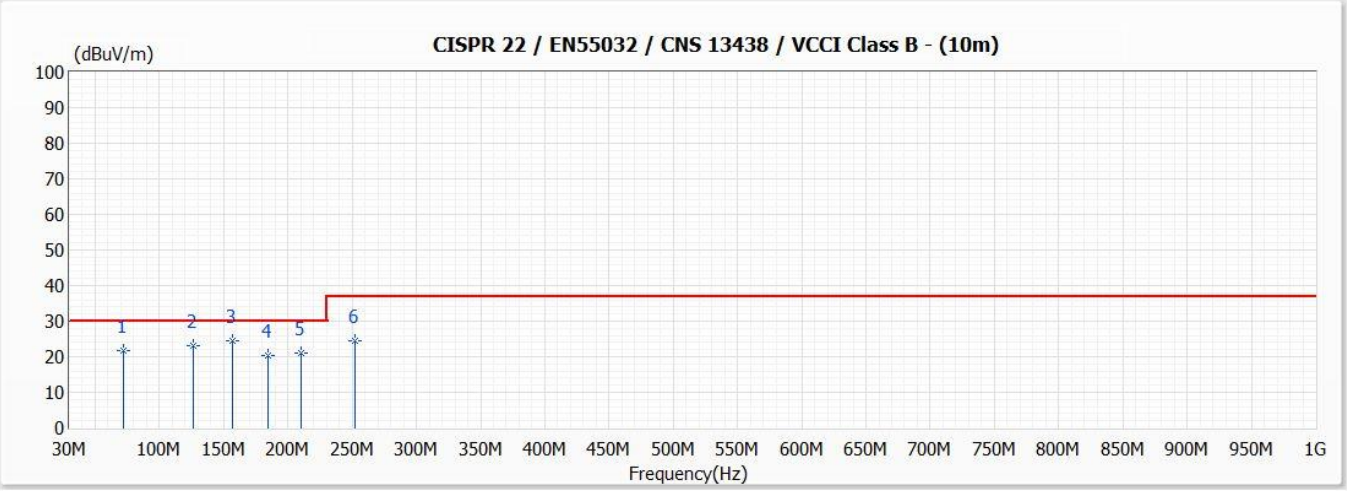

No	Frequency (MHz)	Emission Level (dBuV/m)	Limit (dBuV/m)	Margin (dB)	Reading Level (dBuV)	Correct Factor (dB/m)	Ant Pos (cm)	TT Pos (deg)	Detector Type
1	71.800	21.65	30.00	-8.35	40.00	-18.35	100	25	QP
2	126.740	22.98	30.00	-7.02	35.10	-12.12	100	89	QP
* 3	156.400	24.49	30.00	-5.51	38.20	-13.71	100	-47	QP
4	184.800	20.32	30.00	-9.68	35.00	-14.68	100	29	QP
5	210.000	20.88	30.00	-9.12	35.20	-14.32	100	61	QP
6	252.400	24.35	37.00	-12.65	34.70	-10.35	100	-172	QP

Remark:

1. "*" means this data is the worst emission level;"!" means this data is over limit.
2. Emission Level=Reading Level + Correct Factor(Correct Factor=Ant Factor+Cable Loss-Pre Amp).
3. Margin=Emission Level-Limit.

Model No	GTM96900P9048-T3	Site	SITE2
Test Voltage	AC 220V/60Hz	Test Date	2021/6/17
Test Mode	Mode 20	Engineer	Edward Chi
Polarity	Horizontal	Temperature (℃)	31.7
Test Condition	--	Humidity (%RH)	40.5

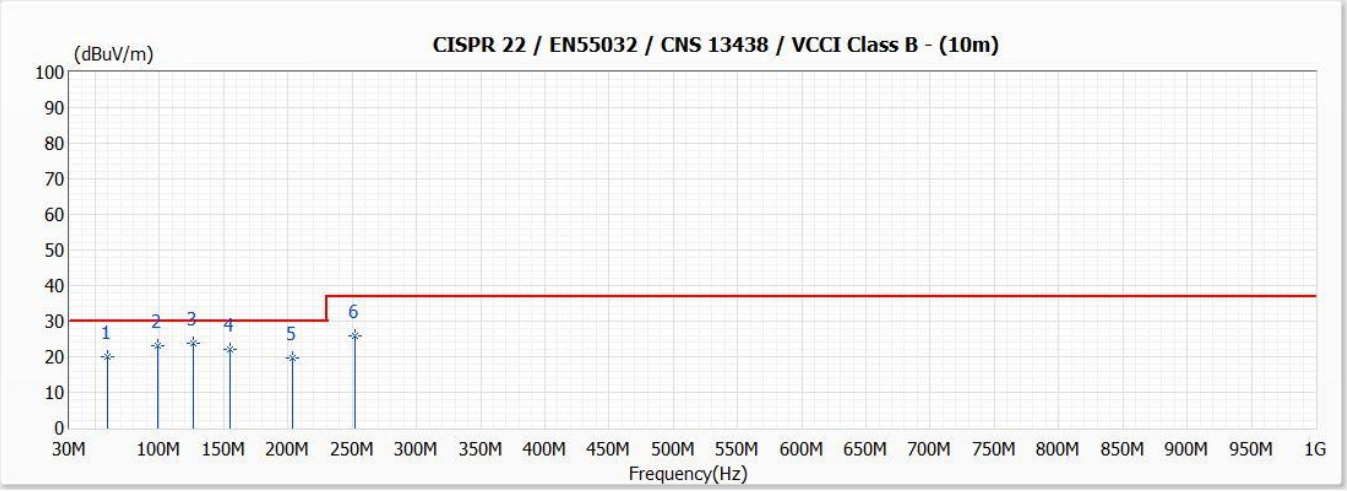

No	Frequency (MHz)	Emission Level (dBuV/m)	Limit (dBuV/m)	Margin (dB)	Reading Level (dBuV)	Correct Factor (dB/m)	Ant Pos (cm)	TT Pos (deg)	Detector Type
1	59.600	19.93	30.00	-10.07	38.50	-18.57	370	-104	QP
2	98.900	23.08	30.00	-6.92	37.10	-14.02	370	-63	QP
* 3	125.900	23.83	30.00	-6.17	36.10	-12.27	370	40	QP
4	154.800	22.00	30.00	-8.00	35.60	-13.60	370	27	QP
5	203.800	19.62	30.00	-10.38	33.80	-14.18	370	21	QP
6	252.000	25.89	37.00	-11.11	36.30	-10.41	370	-122	QP

Remark:

1. "*" means this data is the worst emission level;"!" means this data is over limit.
2. Emission Level=Reading Level + Correct Factor(Correct Factor=Ant Factor+Cable Loss-Pre Amp).
3. Margin=Emission Level-Limit.

Model No	GTM96900P9048-T3	Site	SITE2
Test Voltage	AC 220V/60Hz	Test Date	2021/6/17
Test Mode	Mode 20	Engineer	Edward Chi
Polarity	Vertical	Temperature (℃)	31.7
Test Condition	--	Humidity (%RH)	40.5

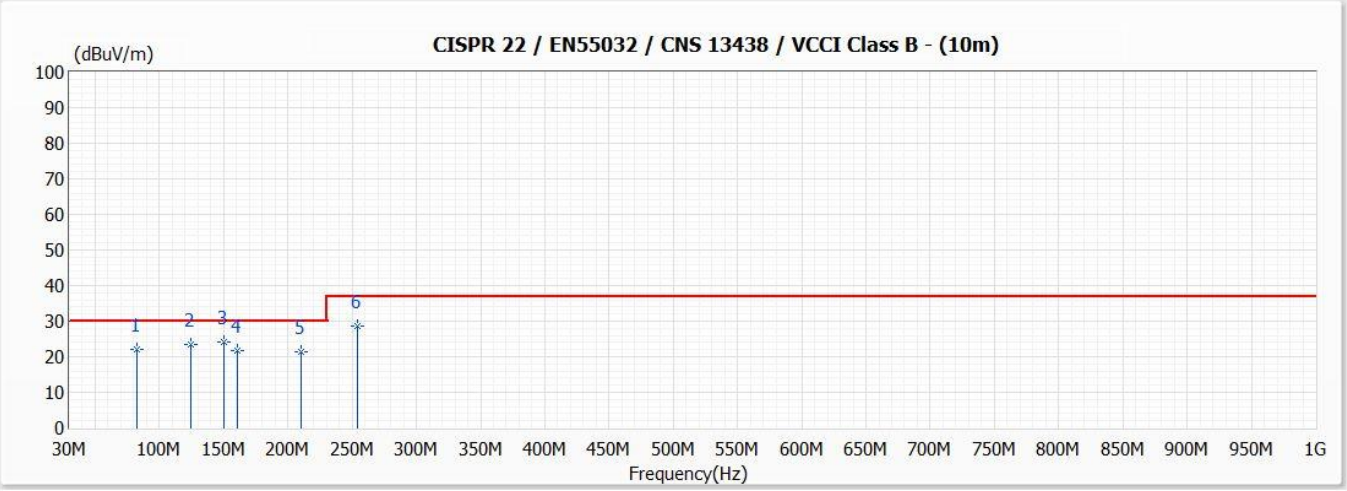

No	Frequency (MHz)	Emission Level (dBuV/m)	Limit (dBuV/m)	Margin (dB)	Reading Level (dBuV)	Correct Factor (dB/m)	Ant Pos (cm)	TT Pos (deg)	Detector Type
1	82.000	22.09	30.00	-7.91	39.40	-17.31	100	-58	QP
2	124.500	23.30	30.00	-6.70	35.50	-12.20	100	61	QP
* 3	150.400	24.06	30.00	-5.94	37.59	-13.53	100	80	QP
4	160.500	21.82	30.00	-8.18	35.70	-13.88	100	119	QP
5	210.200	21.27	30.00	-8.73	35.60	-14.33	100	-81	QP
6	254.600	28.61	37.00	-8.39	38.63	-10.02	100	-106	QP

Remark:

1. "*" means this data is the worst emission level;"!" means this data is over limit.
2. Emission Level=Reading Level + Correct Factor(Correct Factor=Ant Factor+Cable Loss-Pre Amp).
3. Margin=Emission Level-Limit.

Model No	GTM96900P9054-T3	Site	SITE2
Test Voltage	AC 110V/60Hz	Test Date	2021/6/17
Test Mode	Mode 21	Engineer	Edward Chi
Polarity	Horizontal	Temperature (℃)	31.7
Test Condition	--	Humidity (%RH)	40.5

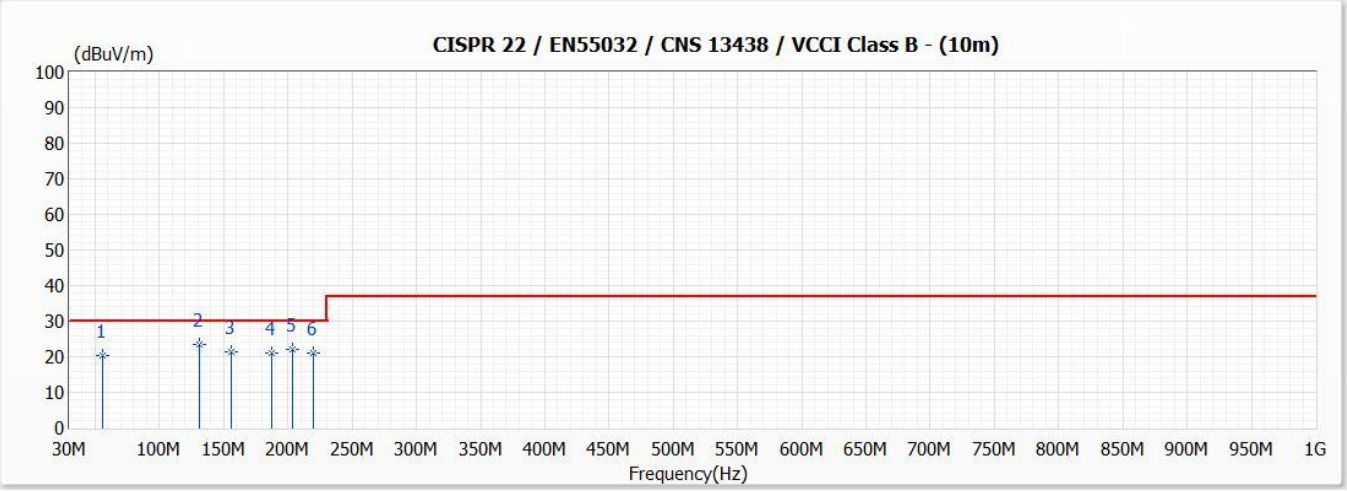

No	Frequency (MHz)	Emission Level (dBuV/m)	Limit (dBuV/m)	Margin (dB)	Reading Level (dBuV)	Correct Factor (dB/m)	Ant Pos (cm)	TT Pos (deg)	Detector Type
1	55.360	20.32	30.00	-9.68	38.30	-17.98	370	-21	QP
* 2	131.150	23.58	30.00	-6.42	35.90	-12.32	370	-104	QP
3	156.350	21.49	30.00	-8.51	35.20	-13.71	370	14	QP
4	186.950	21.04	30.00	-8.96	35.80	-14.76	370	173	QP
5	203.800	22.02	30.00	-7.98	36.20	-14.18	370	117	QP
6	219.600	21.04	30.00	-8.96	35.20	-14.16	370	89	QP

Remark:

1. "*" means this data is the worst emission level;"!" means this data is over limit.
2. Emission Level=Reading Level + Correct Factor(Correct Factor=Ant Factor+Cable Loss-Pre Amp).
3. Margin=Emission Level-Limit.

Model No	GTM96900P9054-T3	Site	SITE2
Test Voltage	AC 110V/60Hz	Test Date	2021/6/17
Test Mode	Mode 21	Engineer	Edward Chi
Polarity	Vertical	Temperature (℃)	31.7
Test Condition	--	Humidity (%RH)	40.5

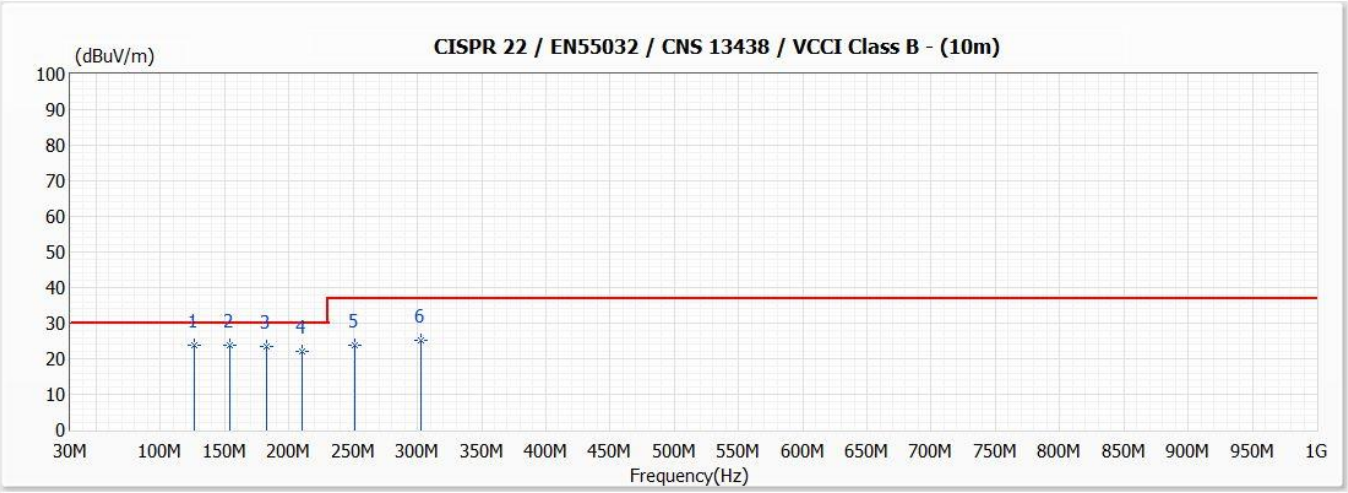

No	Frequency (MHz)	Emission Level (dBuV/m)	Limit (dBuV/m)	Margin (dB)	Reading Level (dBuV)	Correct Factor (dB/m)	Ant Pos (cm)	TT Pos (deg)	Detector Type
* 1	126.380	23.90	30.00	-6.10	36.10	-12.20	100	84	QP
2	154.400	23.65	30.00	-6.35	37.30	-13.65	100	29	QP
3	182.500	23.28	30.00	-6.72	38.00	-14.72	100	70	QP
4	210.400	22.07	30.00	-7.93	36.40	-14.33	100	-117	QP
5	251.000	23.74	37.00	-13.26	34.30	-10.56	100	-14	QP
6	303.200	25.33	37.00	-11.67	34.60	-9.27	100	-51	QP

Remark:

1. "*" means this data is the worst emission level;"!" means this data is over limit.
2. Emission Level=Reading Level + Correct Factor(Correct Factor=Ant Factor+Cable Loss-Pre Amp).
3. Margin=Emission Level-Limit.

Model No	GTM96900P9054-T3	Site	SITE2
Test Voltage	AC 110V/60Hz	Test Date	2021/6/17
Test Mode	Mode 22	Engineer	Edward Chi
Polarity	Horizontal	Temperature (℃)	31.7
Test Condition	--	Humidity (%RH)	40.5

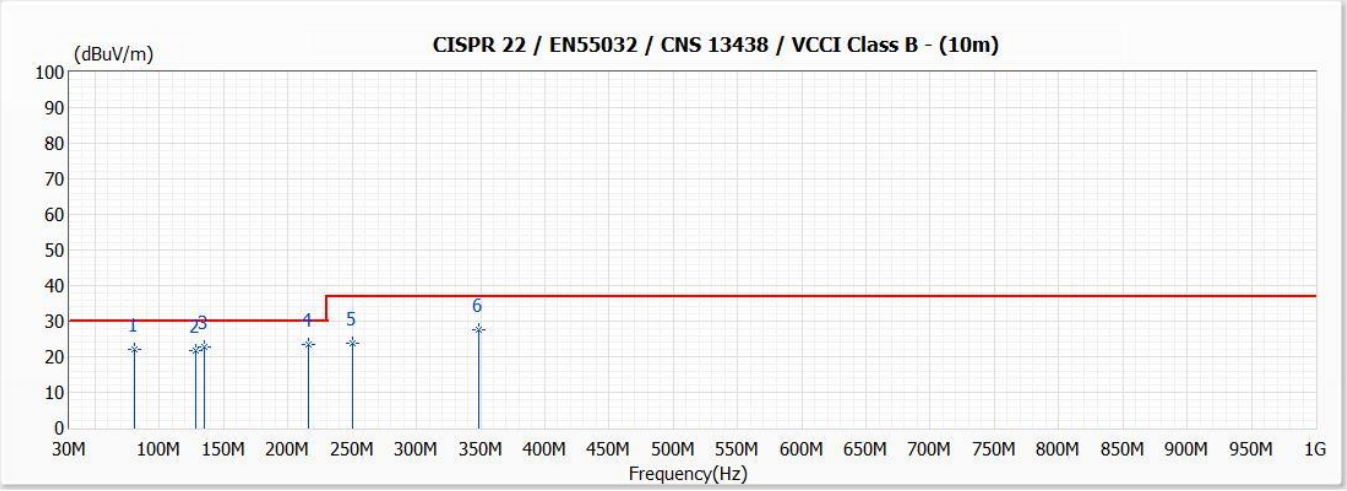

No	Frequency (MHz)	Emission Level (dBuV/m)	Limit (dBuV/m)	Margin (dB)	Reading Level (dBuV)	Correct Factor (dB/m)	Ant Pos (cm)	TT Pos (deg)	Detector Type
1	80.200	22.07	30.00	-7.93	39.70	-17.63	370	-23	QP
2	128.400	21.64	30.00	-8.36	33.90	-12.26	370	-52	QP
3	134.800	22.92	30.00	-7.08	35.40	-12.48	370	23	QP
* 4	216.000	23.59	30.00	-6.41	38.00	-14.41	370	47	QP
5	250.500	23.66	37.00	-13.34	34.30	-10.64	370	188	QP
6	348.700	27.51	37.00	-9.49	35.30	-7.79	300	41	QP

Remark:

1. "*" means this data is the worst emission level;"!" means this data is over limit.
2. Emission Level=Reading Level + Correct Factor(Correct Factor=Ant Factor+Cable Loss-Pre Amp).
3. Margin=Emission Level-Limit.

Model No	GTM96900P9054-T3	Site	SITE2
Test Voltage	AC 110V/60Hz	Test Date	2021/6/17
Test Mode	Mode 22	Engineer	Edward Chi
Polarity	Vertical	Temperature (℃)	31.7
Test Condition	--	Humidity (%RH)	40.5

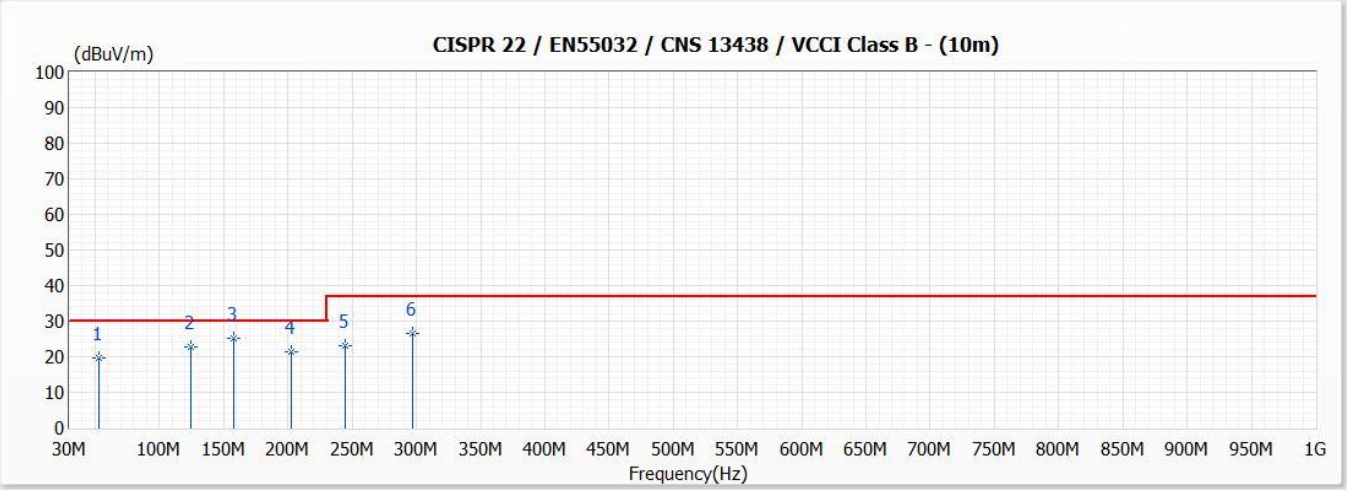

No	Frequency (MHz)	Emission Level (dBuV/m)	Limit (dBuV/m)	Margin (dB)	Reading Level (dBuV)	Correct Factor (dB/m)	Ant Pos (cm)	TT Pos (deg)	Detector Type
1	53.100	19.69	30.00	-10.31	37.10	-17.41	100	-29	QP
2	124.300	22.70	30.00	-7.30	34.90	-12.20	100	29	QP
* 3	158.100	25.15	30.00	-4.85	39.00	-13.85	100	29	QP
4	202.800	21.49	30.00	-8.51	35.70	-14.21	100	-99	QP
5	245.000	23.25	37.00	-13.75	34.60	-11.35	100	-31	QP
6	297.000	26.47	37.00	-10.53	35.90	-9.43	100	-24	QP

Remark:

1. "*" means this data is the worst emission level;"!" means this data is over limit.
2. Emission Level=Reading Level + Correct Factor(Correct Factor=Ant Factor+Cable Loss-Pre Amp).
3. Margin=Emission Level-Limit.

Model No	GTM96900P9054-T3	Site	SITE2
Test Voltage	AC 220V/60Hz	Test Date	2021/6/17
Test Mode	Mode 23	Engineer	Edward Chi
Polarity	Horizontal	Temperature (℃)	31.7
Test Condition	--	Humidity (%RH)	40.5

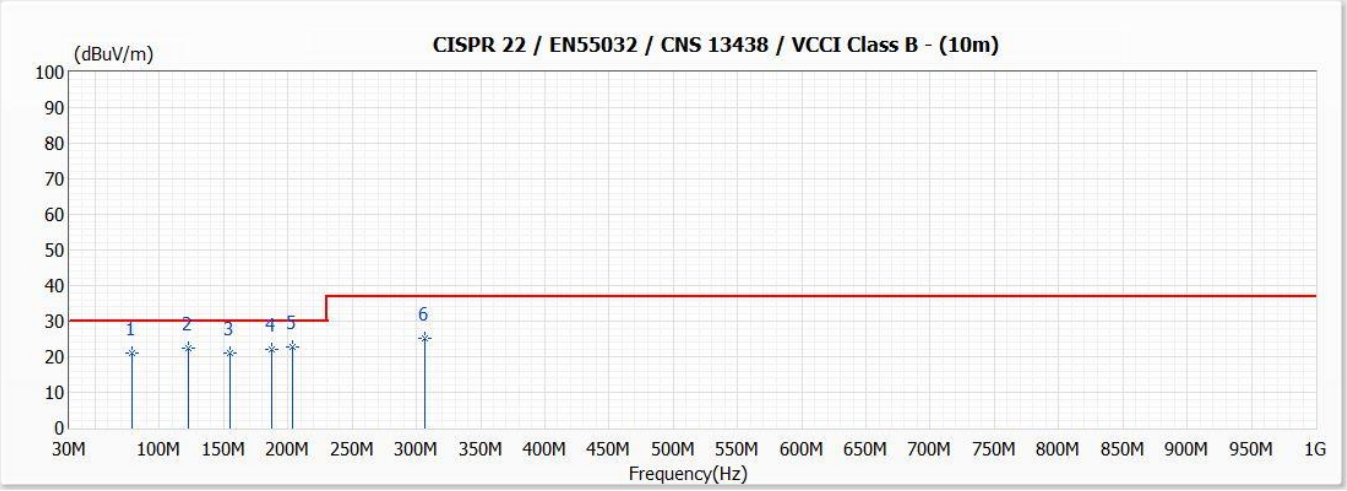

No	Frequency (MHz)	Emission Level (dBuV/m)	Limit (dBuV/m)	Margin (dB)	Reading Level (dBuV)	Correct Factor (dB/m)	Ant Pos (cm)	TT Pos (deg)	Detector Type
1	78.800	21.20	30.00	-8.80	39.00	-17.80	370	112	QP
2	122.100	22.57	30.00	-7.43	34.60	-12.03	370	-96	QP
3	154.900	21.11	30.00	-8.89	34.70	-13.59	370	21	QP
4	187.600	21.95	30.00	-8.05	36.70	-14.75	370	115	QP
* 5	203.600	22.71	30.00	-7.29	36.90	-14.19	370	14	QP
6	307.000	25.28	37.00	-11.72	34.40	-9.12	300	15	QP

Remark:

1. "*" means this data is the worst emission level;"!" means this data is over limit.
2. Emission Level=Reading Level + Correct Factor(Correct Factor=Ant Factor+Cable Loss-Pre Amp).
3. Margin=Emission Level-Limit.

Model No	GTM96900P9054-T3	Site	SITE2
Test Voltage	AC 220V/60Hz	Test Date	2021/6/17
Test Mode	Mode 23	Engineer	Edward Chi
Polarity	Vertical	Temperature (℃)	31.7
Test Condition	--	Humidity (%RH)	40.5

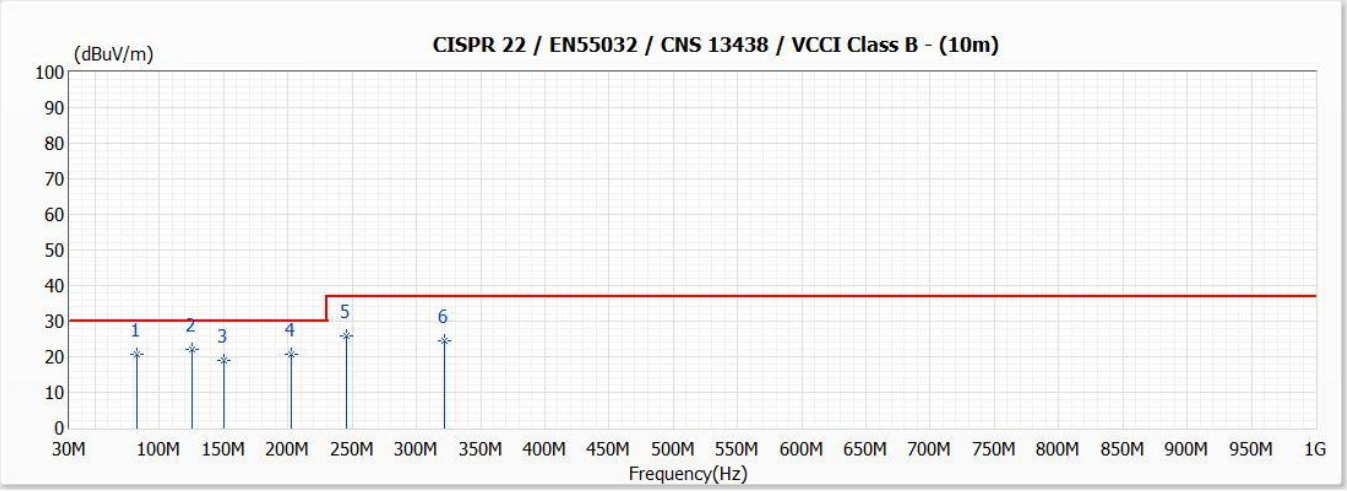

No	Frequency (MHz)	Emission Level (dBuV/m)	Limit (dBuV/m)	Margin (dB)	Reading Level (dBuV)	Correct Factor (dB/m)	Ant Pos (cm)	TT Pos (deg)	Detector Type
1	82.600	20.86	30.00	-9.14	38.10	-17.24	100	-44	QP
* 2	125.800	22.04	30.00	-7.96	34.30	-12.26	100	-24	QP
3	150.100	19.07	30.00	-10.93	32.60	-13.53	100	-113	QP
4	202.400	20.68	30.00	-9.32	34.90	-14.22	100	-102	QP
5	245.900	25.77	37.00	-11.23	37.00	-11.23	100	162	QP
6	321.500	24.43	37.00	-12.57	33.10	-8.67	100	25	QP

Remark:

1. "*" means this data is the worst emission level;"!" means this data is over limit.
2. Emission Level=Reading Level + Correct Factor(Correct Factor=Ant Factor+Cable Loss-Pre Amp).
3. Margin=Emission Level-Limit.

Model No	GTM96900P9054-T3	Site	SITE2
Test Voltage	AC 220V/60Hz	Test Date	2021/6/17
Test Mode	Mode 24	Engineer	Edward Chi
Polarity	Horizontal	Temperature (℃)	31.7
Test Condition	--	Humidity (%RH)	40.5

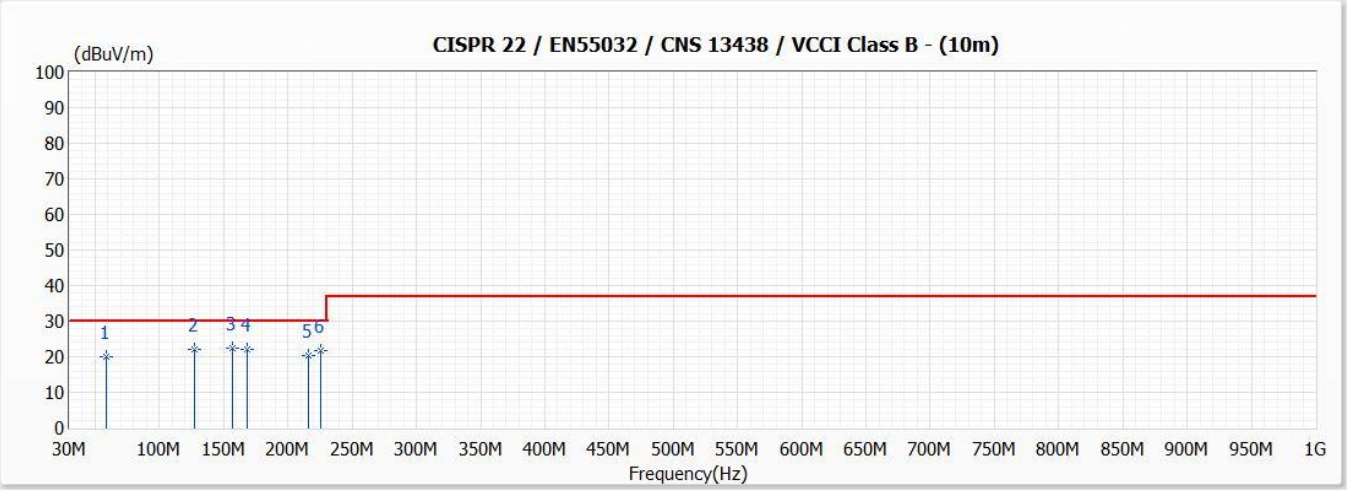

No	Frequency (MHz)	Emission Level (dBuV/m)	Limit (dBuV/m)	Margin (dB)	Reading Level (dBuV)	Correct Factor (dB/m)	Ant Pos (cm)	TT Pos (deg)	Detector Type
1	58.420	19.89	30.00	-10.11	38.40	-18.51	370	-37	QP
2	127.590	22.22	30.00	-7.78	34.40	-12.18	370	19	QP
* 3	156.800	22.26	30.00	-7.74	36.00	-13.74	370	112	QP
4	168.000	22.04	30.00	-7.96	36.10	-14.06	370	113	QP
5	216.000	20.49	30.00	-9.51	34.90	-14.41	370	-61	QP
6	225.900	21.69	30.00	-8.31	35.30	-13.61	370	-43	QP

Remark:

1. "*" means this data is the worst emission level;"!" means this data is over limit.
2. Emission Level=Reading Level + Correct Factor(Correct Factor=Ant Factor+Cable Loss-Pre Amp).
3. Margin=Emission Level-Limit.

Model No	GTM96900P9054-T3	Site	SITE2
Test Voltage	AC 220V/60Hz	Test Date	2021/6/17
Test Mode	Mode 24	Engineer	Edward Chi
Polarity	Vertical	Temperature (℃)	31.7
Test Condition	--	Humidity (%RH)	40.5

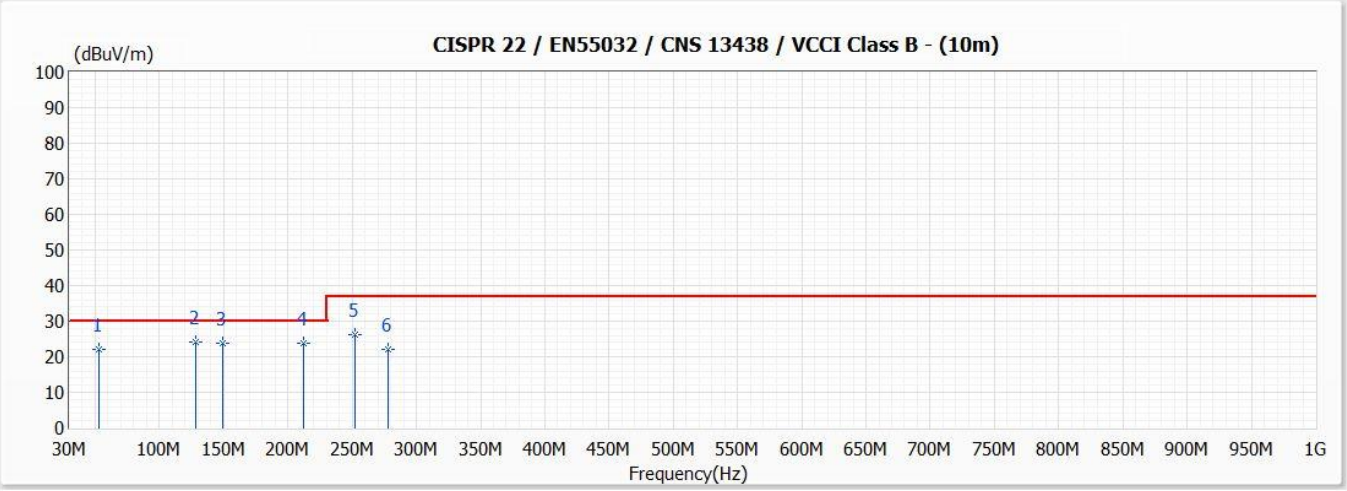

No	Frequency (MHz)	Emission Level (dBuV/m)	Limit (dBuV/m)	Margin (dB)	Reading Level (dBuV)	Correct Factor (dB/m)	Ant Pos (cm)	TT Pos (deg)	Detector Type
1	52.900	22.05	30.00	-7.95	39.40	-17.35	100	43	QP
* 2	127.950	24.15	30.00	-5.85	36.40	-12.25	100	29	QP
3	149.550	23.81	30.00	-6.19	37.30	-13.49	100	102	QP
4	212.000	23.92	30.00	-6.08	38.30	-14.38	100	191	QP
5	252.000	26.29	37.00	-10.71	36.70	-10.41	100	-64	QP
6	278.000	22.00	37.00	-15.00	32.10	-10.10	100	-166	QP

Remark:

1. "*" means this data is the worst emission level;"!" means this data is over limit.
2. Emission Level=Reading Level + Correct Factor(Correct Factor=Ant Factor+Cable Loss-Pre Amp).
3. Margin=Emission Level-Limit.

4.6. 測試相片

測試模式: Mode 1: GTM96900P9012-T3, Full Load, 12V/7.5A(1.6Ω), AC 110V

敘述　　：輻射干擾(1GHz 以下) 正面相片

測試模式: Mode 1: GTM96900P9012-T3, Full Load, 12V/7.5A(1.6Ω), AC 110V

敘述　　：輻射干擾(1GHz 以下) 背面相片

測試模式: Mode 2: GTM96900P9012-T3, Half Load, 12V/3.75A(3.2Ω), AC 110V
敘述　　：輻射干擾(1GHz 以下) 正面相片

測試模式: Mode 2: GTM96900P9012-T3, Half Load, 12V/3.75A(3.2Ω), AC 110V
敘述　　：輻射干擾(1GHz 以下) 背面相片

測試模式: Mode 3: GTM96900P9012-T3, Full Load, 12V/7.5A(1.6Ω), AC 220V
敘述　　：輻射干擾(1GHz 以下) 正面相片

測試模式: Mode 3: GTM96900P9012-T3, Full Load, 12V/7.5A(1.6Ω), AC 220V
敘述　　：輻射干擾(1GHz 以下) 背面相片

測試模式: Mode 4: GTM96900P9012-T3, Half Load, 12V/3.75A(3.2Ω), AC 220V
敘述　　：輻射干擾(1GHz 以下) 正面相片

測試模式: Mode 4: GTM96900P9012-T3, Half Load, 12V/3.75A(3.2Ω), AC 220V
敘述　　：輻射干擾(1GHz 以下) 背面相片

測試模式: Mode 5: GTM96900P9015-T3, Full Load, 15V/6A(2.5Ω), AC 110V

敘述　　：輻射干擾(1GHz 以下) 正面相片

測試模式: Mode 5: GTM96900P9015-T3, Full Load, 15V/6A(2.5Ω), AC 110V

敘述　　：輻射干擾(1GHz 以下) 背面相片

測試模式: Mode 6: GTM96900P9015-T3, Half Load, 15V/3A(5Ω), AC 110V

敘述　　：輻射干擾(1GHz 以下) 正面相片

測試模式: Mode 6: GTM96900P9015-T3, Half Load, 15V/3A(5Ω), AC 110V

敘述　　：輻射干擾(1GHz 以下) 背面相片

測試模式: Mode 7: GTM96900P9015-T3, Full Load, 15V/6A(2.5Ω), AC 220V

敘述　　：輻射干擾(1GHz 以下) 正面相片

測試模式: Mode 7: GTM96900P9015-T3, Full Load, 15V/6A(2.5Ω), AC 220V

敘述　　：輻射干擾(1GHz 以下) 背面相片

測試模式: Mode 8: GTM96900P9015-T3, Half Load, 15V/3A(5Ω), AC 220V

敘述　　：輻射干擾(1GHz 以下) 正面相片

測試模式: Mode 8: GTM96900P9015-T3, Half Load, 15V/3A(5Ω), AC 220V

敘述　　：輻射干擾(1GHz 以下) 背面相片

測試模式: Mode 9: GTM96900P9019-T3, Full Load, 19V/4.73A(4Ω), AC 110V

敘述　　：輻射干擾(1GHz 以下) 正面相片

測試模式: Mode 9: GTM96900P9019-T3, Full Load, 19V/4.73A(4Ω), AC 110V

敘述　　：輻射干擾(1GHz 以下) 背面相片

測試模式: Mode 10: GTM96900P9019-T3, Half Load, 19V/2.36A(8Ω), AC 110V
敘述　　：輻射干擾(1GHz 以下) 正面相片

測試模式: Mode 10: GTM96900P9019-T3, Half Load, 19V/2.36A(8Ω), AC 110V
敘述　　：輻射干擾(1GHz 以下) 背面相片

測試模式: Mode 11: GTM96900P9019-T3, Full Load, 19V/4.73A(4Ω), AC 220V
敘述　　：輻射干擾(1GHz 以下) 正面相片

測試模式: Mode 11: GTM96900P9019-T3, Full Load, 19V/4.73A(4Ω), AC 220V
敘述　　：輻射干擾(1GHz 以下) 背面相片

測試模式: Mode 12: GTM96900P9019-T3, Half Load, 19V/2.36A(8Ω), AC 220V
敘述　　：輻射干擾(1GHz 以下) 正面相片

測試模式: Mode 12: GTM96900P9019-T3, Half Load, 19V/2.36A(8Ω), AC 220V
敘述　　：輻射干擾(1GHz 以下) 背面相片

測試模式: Mode 13: GTM96900P9024-T3, Full Load, 24V/3.75A(6.4Ω), AC 110V
敘述　　：輻射干擾(1GHz 以下) 正面相片

測試模式: Mode 13: GTM96900P9024-T3, Full Load, 24V/3.75A(6.4Ω), AC 110V
敘述　　：輻射干擾(1GHz 以下) 背面相片

測試模式: Mode 14: GTM96900P9024-T3, Half Load, 24V/1.87A(12.8Ω), AC 110V
敘述　　：輻射干擾(1GHz 以下) 正面相片

測試模式: Mode 14: GTM96900P9024-T3, Half Load, 24V/1.87A(12.8Ω), AC 110V
敘述　　：輻射干擾(1GHz 以下) 背面相片

測試模式: Mode 15: GTM96900P9024-T3, Full Load, 24V/3.75A(6.4Ω), AC 220V
敘述　　：輻射干擾(1GHz 以下) 正面相片

測試模式: Mode 15: GTM96900P9024-T3, Full Load, 24V/3.75A(6.4Ω), AC 220V
敘述　　：輻射干擾(1GHz 以下) 背面相片

測試模式: Mode 16: GTM96900P9024-T3, Half Load, 24V/1.87A(12.8Ω), AC 220V
敘述　　：輻射干擾(1GHz 以下) 正面相片

測試模式: Mode 16: GTM96900P9024-T3, Half Load, 24V/1.87A(12.8Ω), AC 220V
敘述　　：輻射干擾(1GHz 以下) 背面相片

測試模式: Mode 17: GTM96900P9048-T3, Full Load, 48V/1.875A(25.6Ω), AC 110V
敘述　　：輻射干擾(1GHz 以下) 正面相片

測試模式: Mode 17: GTM96900P9048-T3, Full Load, 48V/1.875A(25.6Ω), AC 110V
敘述　　：輻射干擾(1GHz 以下) 背面相片

測試模式: Mode 18: GTM96900P9048-T3, Half Load, 48V/0.937A(51.2Ω), AC 110V
敘述　　：輻射干擾(1GHz 以下) 正面相片

測試模式: Mode 18: GTM96900P9048-T3, Half Load, 48V/0.937A(51.2Ω), AC 110V
敘述　　：輻射干擾(1GHz 以下) 背面相片

測試模式: Mode 19: GTM96900P9048-T3, Full Load, 48V/1.875A(25.6Ω), AC 220V
敘述　　：輻射干擾(1GHz 以下) 正面相片

測試模式: Mode 19: GTM96900P9048-T3, Full Load, 48V/1.875A(25.6Ω), AC 220V
敘述　　：輻射干擾(1GHz 以下) 背面相片

測試模式: Mode 20: GTM96900P9048-T3, Half Load, 48V/0.937A(51.2Ω), AC 220V
敘述　　：輻射干擾(1GHz 以下) 正面相片

測試模式: Mode 20: GTM96900P9048-T3, Half Load, 48V/0.937A(51.2Ω), AC 220V
敘述　　：輻射干擾(1GHz 以下) 背面相片

測試模式: Mode 21: GTM96900P9054-T3, Full Load, 54V/1.66A(32.5Ω), AC 110V
敘述　　：輻射干擾(1GHz 以下) 正面相片

測試模式: Mode 21: GTM96900P9054-T3, Full Load, 54V/1.66A(32.5Ω), AC 110V
敘述　　：輻射干擾(1GHz 以下) 背面相片

測試模式: Mode 22: GTM96900P9054-T3, Half Load, 54V/0.83A(65Ω), AC 110V
敘述　　：輻射干擾(1GHz 以下) 正面相片

測試模式: Mode 22: GTM96900P9054-T3, Half Load, 54V/0.83A(65Ω), AC 110V
敘述　　：輻射干擾(1GHz 以下) 背面相片

測試模式: Mode 23: GTM96900P9054-T3, Full Load, 54V/1.66A(32.5Ω), AC 220V

敘述　　：輻射干擾(1GHz 以下) 正面相片

測試模式: Mode 23: GTM96900P9054-T3, Full Load, 54V/1.66A(32.5Ω), AC 220V

敘述　　：輻射干擾(1GHz 以下) 背面相片

測試模式: Mode 24: GTM96900P9054-T3, Half Load, 54V/0.83A(65Ω), AC 220V

敘述　　：輻射干擾(1GHz 以下) 正面相片

測試模式: Mode 24: GTM96900P9054-T3, Half Load, 54V/0.83A(65Ω), AC 220V

敘述　　：輻射干擾(1GHz 以下) 背面相片