電磁相容試驗報告

申請廠商	:	聚力群興業有限公司
地址	:	臺北市大安區復興南路 2 段 65 號 8 樓之 5
產品名稱	:	電源供應器
產品型號	:	GTM96600-6048-R2（其餘系列型號詳見報告 1.2 章節）
檢驗標準	:	CNS 13438 (乙類設備) 95 年完整版
試驗結果	:	合格

填發本型式認可報告之試驗機構 （ 認可領域代號 ）
世騰電子科技股份有限公司 (**SL2-IN-E-0054**)

實驗室認證資格

Testing Laboratory
1439

案件受理日期: 108 年 09 月 05 日
報告發行日期: 108 年 09 月 25 日

目　　錄

證 明 書 3
1. 一般描述 4
1.1. 待測設備樣品/特性 4
1.2. 差異說明 6
1.3. 測試模式之描述 8
1.4. 受測裝置之系統說明 9
1.5. 測試週邊配置圖 9
2. 測試情形之描述 10
2.1. 測試場地 10
2.2. 測試電壓 10
2.3. 量測方法之法規 10
2.4. 測試依據法規 10
2.5. 量測頻率範圍 10
2.6. 量測距離 10
2.7. 量測不確定度 11
3. 電源線與電信埠傳導干擾之量測規定 12
3.1. 適用標準 12
3.2. 測試方法 12
3.3. 測試擺設圖 13
3.4. 測試儀器 14
3.5. 電源端之傳導干擾測試結果及數據 15
3.6. 電信埠之傳導干擾測試結果及數據 55
3.7. 電源端之傳導干擾配置照片 56
4. 輻射干擾場強之量測 57
4.1. 適用標準 57
4.2. 測試程式 57
4.3. 測試擺設圖 58
4.4. 測試儀器 59
4.5. 測試結果及數據(30MHz ~ 1000MHz) 60
4.6. 輻射量測之配置照片 (30MHz~1000MHz) 100
5. 對策元件及干擾源一覽表 101
5.1. 對策元件 101
5.2. 干擾源 101
附錄 A: 產品照 ..... A1 ~ A4

證 明 書

CNS 13438 乙類

申請廠商	:	聚力群興業有限公司
地址	:	臺北市大安區復興南路 2 段 65 號 8 樓之 5
產品名稱	:	電源供應器
產品型號	:	GTM96600-6048-R2（其餘系列型號詳見報告 1.2 章節）
該產品樣品試驗依據之試驗標準	:	**CNS 13438 乙類** 規範修訂日期:本試驗報告所列之量測皆依據 CNS 13438 95 年完整版之規定來執行。

茲在此鄭重聲明：

本試驗報告所列之待測設備樣品已於民國 108 年 09 月 12 日在本公司的標準測試場地完成詳細及完整之量測。並判斷此待測設備樣品確實符合 CNS 13438 乙類中所規定之各測試項目限制值。

備註：本測試報告僅對受測之樣品負責。非經本公司同意，測試報告不得摘錄複印使用。(全部複製除外)。

電源傳導干擾測試場地編號: SR101, 輻射干擾測試場地編號: AC101

實驗室認可證書有效期限: 109 年 07 月 08 日

實驗室認可編號及範圍: 1439 (9 kHz to 40 GHz)

特據此證明！

測試項目	檢驗儀器	檢驗結果	結果判定
電源傳導干擾之量測	請參閱 3.4 節	請參閱 3.5 節	合格
電信埠傳導干擾之量測	請參閱 3.4 節	請參閱 3.6 節	免驗
輻射干擾場強之量測	請參閱 4.4 節	請參閱 4.5 節	合格

報告簽署人：

1. 一般描述

1.1. 待測設備樣品/特性

電源供應器規格如下列 GTM96600 series: 輸入:100-240Vac ,50-60Hz,1.5A；

型號	輸出電壓(Vdc)	輸出電流(A)	輸出功率(W)	變壓器
GTM96600-2505-R2	5	5	25	TF058
GTM96600-2505-T2				
GTM96600-3005-R2	5	6	30	TF058
GTM96600-3005-T2				
GTM96600-4005-R2	5	8	40	TF058
GTM96600-4005-T2				
GTM96600-4005.95-R2	5.95	6.72	40	TF058
GTM96600-4005.95-T2				
GTM96600-3005.95-R2	5.95	5	30	TF058
GTM96600-3005.95-T2				
GTM96600-3006.3-R2	6.3	4.76	30	TF058
GTM96600-3006.3-T2				
GTM96600-3006.5-R2	6.5	4.61	30	TF058
GTM96600-3006.5-T2				
GTM96600-4507.5-R2	7.5	6	45	TF058
GTM96600-4507.5-T2				
GTM96600-5409-R2	9	6	54	TF059
GTM96600-5409-T2				
GTM96600-6012-R2	12	5	60	TF059
GTM96600-6012-T2				
GTM96600-6512-R2	12	5.41	65	TF059
GTM96600-6512-T2				
GTM96600-6015-R2	15	4	60	TF059
GTM96600-6015-T2				
GTM96600-6515-R2	15	4.33	65	TF059
GTM96600-6515-T2				
GTM96600-6018-R2	18	3.33	60	TF063
GTM96600-6018-T2				
GTM96600-6518-R2	18	3.61	65	TF063
GTM96600-6518-T2				
GTM96600-6019-R2	19	3.15	60	TF063
GTM96600-6019-T2				
GTM96600-6519-R2	9	3.42	65	TF063

GTM96600-6519-T2				
GTM96600-6020-R2	20	3	60	TF063
GTM96600-6020-T2				
GTM96600-6520-R2	20	3.25	65	TF063
GTM96600-6520-T2				
GTM96600-6024-R2	24	2.5	60	TF060
GTM96600-6024-T2				
GTM96600-6524-R2	24	2.7	65	TF060
GTM96600-6524-T2				
GTM96600-4824-R2	24	2	48	TF060
GTM96600-4824-T2				
GTM96600-6030-R2	30	2	60	TF064
GTM96600-6030-T2				
GTM96600-6530-R2	30	2.16	65	TF064
GTM96600-6530-T2				
GTM96600-6048-R2	48	1.25	60	TF061
GTM96600-6048-T2				
GTM96600-6548-R2	48	1.35	65	TF061
GTM96600-6548-T2				
GTM96600-6054-R2	54	1.11	60	TF061
GTM96600-6054-T2				
GTM96600-6554-R2	54	1.2	65	TF061
GTM96600-6554-T2				

1.2. 差異說明

1. 該設備是適用於資訊類設備的電源供應器。
2. 設備型號之間差異見如下:

   1) 型號之間的型號命名不同，型號名帶“R”的外觀帶保護蓋; 型號名帶“T”的外觀未帶保護蓋, 詳見照片；

   2）搭配的變壓器型號不同(僅一次側輔助繞組及二次側不同，符合系列分類原則)，

   3）變壓器 TF058, TF059 僅二次側繞組圈數不同, 變壓器 TF060, TF061, TF063, TF064 僅二次側繞組圈數不同.

型號	輸入	輸出	變壓器	二次側元件差異
GTM96600-2505-R2 GTM96600-2505-T2	100-240Vac, 50-60Hz, 1.5A	5Vdc, 5A, 25W	TF058	D6, C11, C12, U2, R23, Q2, R21, R22, C13, R24, C16
GTM96600-3005-R2 GTM96600-3005-T2		5Vdc, 6A, 30W		
GTM96600-4005-R2 GTM96600-4005-T2		5Vdc, 8A, 40W		
GTM96600-4005.95-R2 GTM96600-4005.95-T2		5.95Vdc, 6.72A, 40W		
GTM96600-3005.95-R2 GTM96600-3005.95-T2		5.95Vdc, 5A, 30W		
GTM96600-3006.3-R2 GTM96600-3006.3-T2		6.3Vdc, 4.76A, 30W		
GTM96600-3006.5-R2 GTM96600-3006.5-T2		6.5Vdc, 4.61A, 30W		
GTM96600-4507.5-R2 GTM96600-4507.5-T2		7.5Vdc, 6A, 45W		
GTM96600-5409-R2 GTM96600-5409-T2		9Vdc, 6A, 54W	TF059	
GTM96600-6012-R2 GTM96600-6012-T2		12Vdc, 5A, 60W		
GTM96600-6512-R2 GTM96600-6512-T2		12Vdc, 5.41A, 65W		
GTM96600-6015-R2 GTM96600-6015-T2		15Vdc, 4A, 60W		
GTM96600-6515-R2 GTM96600-6515-T2		15Vdc, 4.33A, 65W		
GTM96600-6018-R2 GTM96600-6018-T2		18Vdc, 3.33A, 60W	TF063	D7
GTM96600-6518-R2		18Vdc, 3.61A,		

GTM96600-6518-T2		65W		
GTM96600-6019-R2 GTM96600-6019-T2		19Vdc, 3.15A, 60W		
GTM96600-6519-R2 GTM96600-6519-T2		19Vdc, 3.42A, 65W		
GTM96600-6020-R2 GTM96600-6020-T2		20Vdc, 3 A, 60W		
GTM96600-6520-R2 GTM96600-6520-T2		20Vdc, 3.25 A, 65W		
GTM96600-6024-R2 GTM96600-6024-T2		24Vdc, 2.5 A, 60W	TF060	
GTM96600-6524-R2 GTM96600-6524-T2		24Vdc, 2.7 A, 65W		
GTM96600-4824-R2 GTM96600-4824-T2		24Vdc, 2A, 48W		
GTM96600-6030-R2 GTM96600-6030-T2		30Vdc, 2A, 60W	TF064	
GTM96600-6530-R2 GTM96600-6530-T2		30Vdc, 2.16A, 65W		
GTM96600-6048-R2 GTM96600-6048-T2		48Vdc, 1.25A, 60W	TF061	
GTM96600-6548-R2 GTM96600-6548-T2		48Vdc, 1.35A, 65W		
GTM96600-6054-R2 GTM96600-6054-T2		54Vdc, 1.11A, 60W		
GTM96600-6554-R2 GTM96600-6554-T2		54Vdc, 1.2A, 65W		

3.主測型號為 GTM96600-4005-R2, GTM96600-4507.5-R2, GTM96600-5409-R2, GTM96600-6515-R2, GTM96600-6518-R2, GTM96600-6520-R2, GTM96600-6524-R2, GTM96600-6530-R2, GTM96600-6548-R2, GTM96600-6554-R2。

1.3. 測試模式之描述

- 測試軟體如下:
  1. 將量測系統之全部電源打開。
  2. 將待測物帶載，使其不斷輸出功率。
  3. 讀取讀值並記錄於測報中。
- 測試模式:

  本申請件對被測物進行全載與半載測試，並且根據變壓器規格（同規格的一個最大電壓、一個最大電流、一個最大功率）挑樣原則挑選測試樣品列出測試模式如下所示:

  Mode 1 Full Load for GTM96600-4005-R2 (5V, 8A）
  Mode 2 Half Load for GTM96600-4005-R2 (5V, 4A）
  Mode 3 Full Load for GTM96600-4507.5-R2 (7.5V, 6A）
  Mode 4 Half Load for GTM96600-4507.5-R2 (7.5V, 3A）
  Mode 5 Full Load for GTM96600-5409-R2 (9V, 6A）
  Mode 6 Half Load for GTM96600-5409-R2 (9V, 3A）
  Mode 7 Full Load for GTM96600-6515-R2(15V, 4.33A）
  Mode 8 Half Load for GTM96600-6515-R2 (15V, 2.165A）
  Mode 9 Full Load for GTM96600-6518-R2 (18V, 3.61A）
  Mode 10 Half Load for GTM96600-6518-R2(18V, 1.805A）
  Mode 11 Full Load for GTM96600-6520-R2(20V, 3.25A）
  Mode 12 Half Load for GTM96600-6520-R2 (20V, 1.625A）
  Mode 13 Full Load for GTM96600-6524-R2 (24V, 2.7A）
  Mode 14 Half Load for GTM96600-6524-R2 (24V, 1.35A）
  Mode 15 Full Load for GTM96600-6530-R2 (30V, 2.16A）
  Mode 16 Half Load for GTM96600-6530-R2 (30V, 1.08A）
  Mode 17 Full Load for GTM96600-6548-R2 (48V, 1.35A）
  Mode 18 Half Load for GTM96600-6548-R2 (48V, 0.675A）
  Mode 19 Full Load for GTM96600-6554-R2 (54V, 1.2A）
  Mode 20 Half Load for GTM96600-6554-R2 (54V, 0.6A）

  經驗證傳導干擾及輻射干擾以測試模式 1~20 為最差，依此作為發報告之依據。

- 本申請件之最高工作頻率為 130KHz 且小於 108MHz 並無電信埠，故不需測試輻射干擾 1GHz 以上及電信埠傳導干擾等測試項目。

1.4. 受測裝置之系統說明

設備	廠牌	型號	檢磁號碼	長度/訊號線類別	長度/電源線類別
負載	N/A	N/A	N/A	N/A	N/A
電錶	FLUKE	319	N/A	N/A	N/A

1.5. 測試週邊配置圖

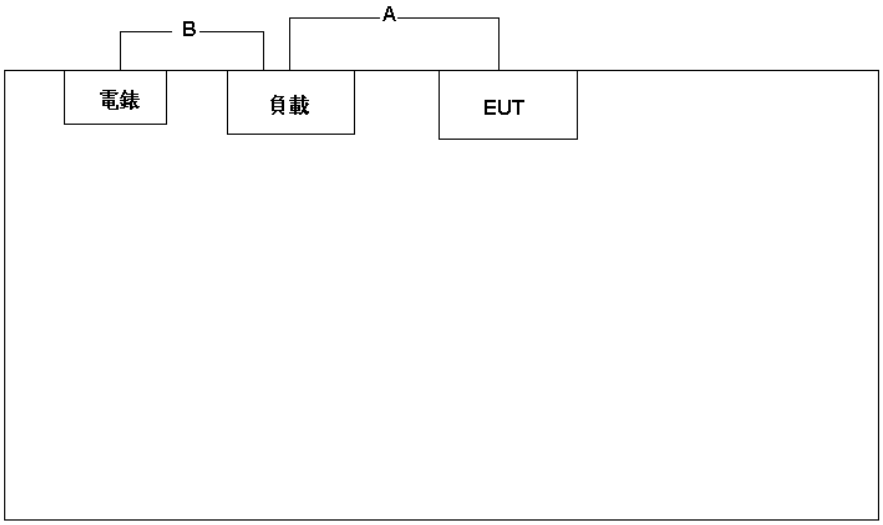

No.	Cable	Quantity	Description
A	DC Cable	1	Non-shielding, 1.2m
B	Meter Cable	2	Non-shielding, 1.2m

2. 測試情形之描述

2.1. 測試場地

☐測試場地位置	世騰電子科技股份有限公司 桃園市蘆竹區聯福街 2 巷 10 號 電話 ：886-3-3226-888 傳真 ：886-3-3226-881 新北市石碇區十八重溪 68 之 1 號 電話 ：886-2-2663-8582	
	傳導測試場地	CON1
	10M測試場地	OATS2, 10M
	3M測試場地	VSWR, 10M
☒測試場地位置	蘇州世麒電子科技有限公司 蘇州工業園區唐莊路 66 號 電話 ：+86-512-6917-5888 傳真 ：+86-512-6917-5666	
	傳導測試場地	SR101
	10M測試場地	AC101
	3M測試場地	AC101

2.2. 測試電壓

AC 110V / 60Hz

2.3. 量測方法之法規

CNS 13438 95 年完整版 乙類

2.4. 測試依據法規

CNS 13438 95 年完整版 乙類

2.5. 量測頻率範圍

傳導干擾量測：自 150 KHz 至 30 MHz

輻射干擾量測：自 30 MHz 至 1000 MHz

2.6. 量測距離

天線至待測設備之輻射干擾場強量測距離為 10 米及 3 米(1G 以上)

2.7. 量測不確定度

Measurement	Frequency	Uncertainty
Conducted emissions(LINE)	9KHz-30MHz	+/- 0.6847dB
Conducted emissions(NEUTRAL)	9KHz-30MHz	+/- 0.6763dB

Measurement	Polarity	Frequency	Uncertainty
Radiated emissions (below 1GHz)	H	30MHz ~ 200MHz	+/- 4.0702dB
		200MHz ~1000MHz	+/- 3.9158dB
	V	30MHz ~ 200MHz	+/- 4.0704dB
		200MHz ~1000MHz	+/- 3.9167dB
Radiated emissions (above 1GHz)	H	1000MHz ~18000MHz	+/- 3.8864dB
		18000MHz ~40000MHz	+/-3.9314dB
	V	1000MHz ~18000MHz	+/- 3.8896dB
		18000MHz ~40000MHz	+/- 3.8766dB

The measurement uncertainty will be considered, when test result margin to the limit.

3. 電源線與電信埠傳導干擾之量測規定

3.1. 適用標準

3.1.1. 電源線傳導干擾

電源線傳導干擾電壓之量測係依據 CNS 13438 第八點之量測方法，量測儀器以 9KHz 之頻寬，從 150KHz 至 30MHz 之頻段量測待測物電壓，自電源線送出之干擾訊號。待測物被放置於離金屬地平面 80 cm 之非金屬性的木桌上，如章節 5.3.。所有週邊及連接線之位置及擺設在合理及可能的應用情形下變換位置以獲得最大之傳導干擾電壓。

乙類資訊技術設備電源端之傳導擾動限制值

頻率範圍 MHz	限制值 dB (uV)	
	準峰值	平均值
0.15~0.5	66~56	56~46
0.5~5	56	46
5~30	60	50
備註: 1. 在頻率的轉換點，應採用較嚴之限制值。 2. 在頻率 0.15 MHz 至 0.50 MHz 之間，限制值隨著頻率的對數值做線性的遞減。		

3.1.2. 電信埠傳導干擾

電信埠傳導干擾之量測係依據 CNS 13438 9.6.3 之量測方法，量測儀器以 9KHz 之頻寬，從 150KHz 至 30MHz 之頻段量測待測物電信埠之干擾訊號。待測物的擺設方式如 CNS 13438 附錄 C 所示。

乙類設備電信埠之共模(異對稱模式)傳導擾動限制值

頻率範圍 MHz	電壓限制值 dB (uV)		電流限制值 dB (uA)	
	準峰值	平均值	準峰值	平均值
0.15~0.5	84~74	74~64	40~30	30~20
0.5~30	74	64	30	20
備註: 1. 在 0.15 MHz 至 0.5 MHz 的頻帶中，限制值隨著頻率的對數關係遞減。 2. 電流與電壓的擾動限制值是使用阻抗穩定電路(ISN)檢測出來的，ISN 對待測電信埠所顯現的共模(異對稱模式)阻抗為 150Ω (轉換因數為 20 $\log_{10}$ 150/1 = 44dB)。				

3.2. 測試方法

3.2.1. 電源線傳導干擾

a. 待測物被放置於離金屬牆 0.4 米且離任何接地之金屬面至少 80 公分以上。
b. 將待測物之電源連接至 LISN 之電源輸出端。並將 LISN 之電源輸入端接至經過電源濾波器之電源。
c. 將週邊之電源接至輔助 LISN 之電源輸出端。
d. LISN 提供 50ohm 耦合阻抗至量測儀器。
e. 火線及中線皆被檢查及量測以獲得最大之傳導干擾電壓。
f. 量測之頻率範圍自 150KHz 至 30MHz。
g. 設定量測儀器至峰值偵測功能，且指定頻寬，再執行峰值保留模式開始量測。
h. 選擇至少最高之 6 點，進行準峰值及平均值量測，並記錄於試驗報告中。

3.2.2. 電信埠傳導干擾

a. 待測物被放置於離垂直參考地面 0.4 米的位置。
b. 將待測物之電源連接至 LISN 之電源輸出端，並將 LISN 之電源輸入端接至經過電源濾波器之電源; 待測物之訊號線接至 ISN 之 EUT 端。
c. 將週邊之電源接至輔助 LISN 之電源輸出端; 週邊之訊號線接至 ISN 之 AE 端。
d. ISN 提供 50ohm 耦合阻抗至量測儀器。
e. 訊號線被檢查及量測以獲得最大之電信埠擾動值。
f. 量測之頻率範圍自 150KHz 至 30MHz。
g. 設定量測儀器至峰值偵測功能，且指定頻寬，再執行峰值保留模式開始量測。
h. 選擇至少最高之 6 點，進行準峰值及平均值量測，並記錄於試驗報告中。

3.3. 測試擺設圖

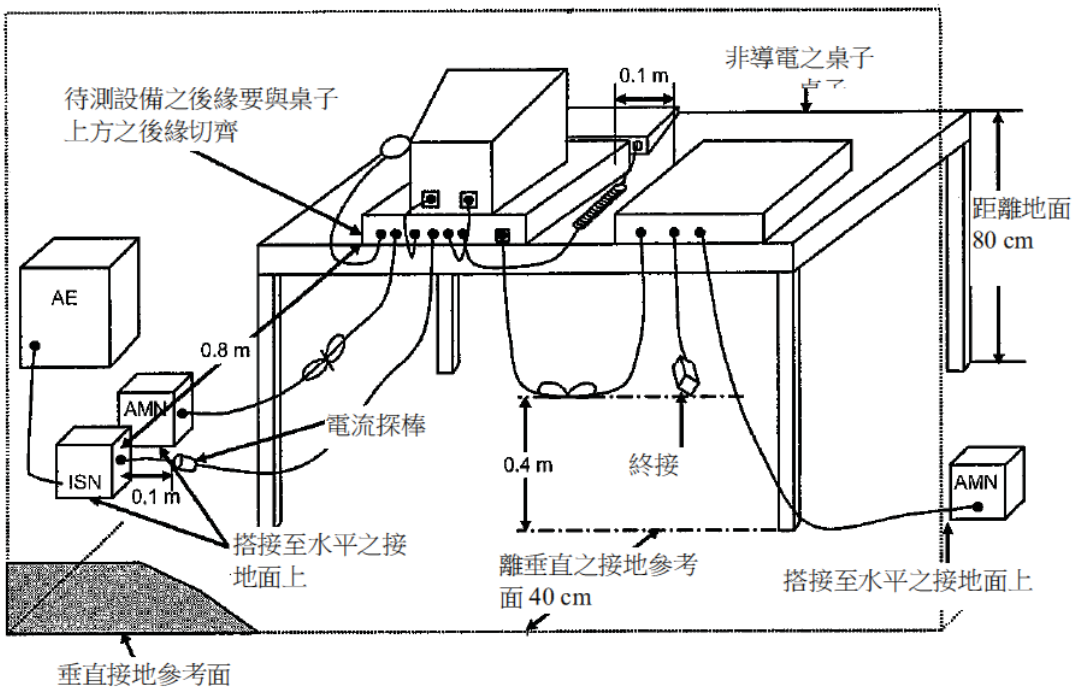

3.4. 測試儀器

儀器名稱	廠商	型號	序號	校驗日期	下次校驗日期
Test Receiver	R&S	ESCI	100565	2019.07.13	2020.07.12
AMN	R&S	ESH2-Z5	100182	2019.08.22	2020.08.21
ISN	FCC	FCC-TLISN-T2-02	20379	2019.03.11	2020.03.10
ISN	FCC	FCC-TLISN-T4-02	20380	2019.03.23	2020.03.22
ISN	SCHWARZBECK	T8 CAT6	173	2019.03.23	2020.03.22
ISN	TESEQ	ISN ST08	30175	2019.08.22	2020.08.21
ISN	TESEQ	ISN S751	31531	2019.08.22	2020.08.21
LISN	FCC	FCC-LISN-50-200-2-02	112087	2019.08.22	2020.08.21
LISN	SCHWARZBECK	NSLK 8127	8127-920	2019.08.22	2020.08.21
LISN	R&S	ENV216	100325	2019.08.22	2020.08.21
Current Probe	R&S	EZ-17	100303	2019.03.17	2020.03.16
Passive Voltage Probe	R&S	ESH2-Z3	100026	2019.03.17	2020.03.16
Pulse Limiter	R&S	ESH3-Z2	100529	2019.03.11	2020.03.10
Temperature/ Humidity Meter	GEMIlead	STH200A	N/A	2019.04.15	2020.04.14
EZ-EMC	Fala	Ver CT3A1	N/A	N/A	N/A

3.5. 電源端之傳導干擾測試結果及數據

Power :	AC 110V/60Hz	Pol/Phase :	LINE
Test Mode 1 :	Full Load for GTM96600-4005-R2(5V, 8A)	Temperature :	25°C
Memo :		Humidity :	53 %
Test Date :	2019.09.08		

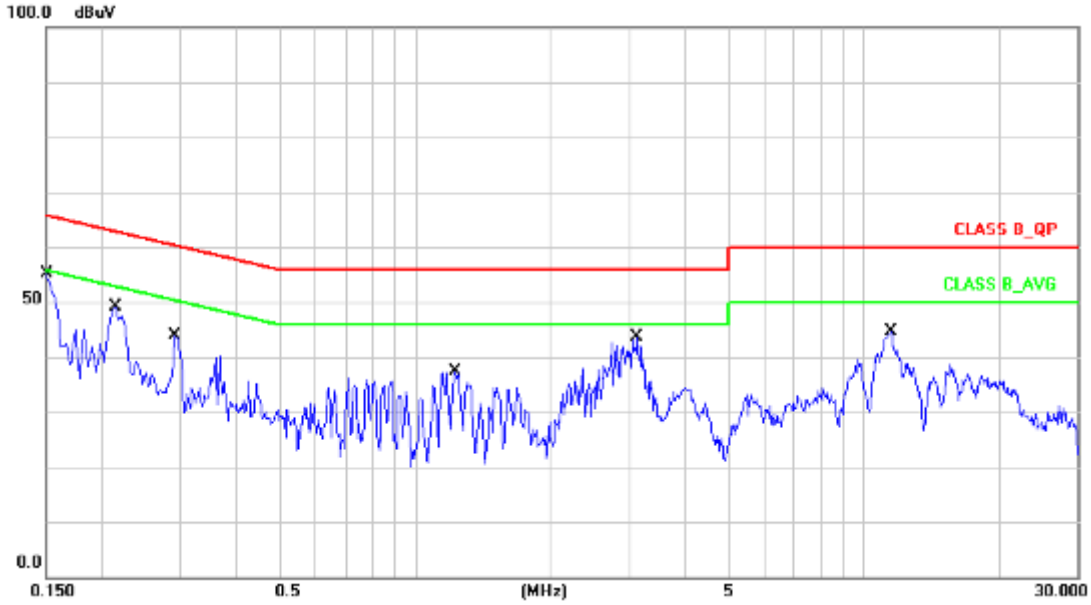

No.	Frequency (MHz)	Factor (dB)	Reading (dBuV)	Level (dBuV)	Limit (dBuV)	Margin (dB)	Detector
1	0.1500	10.15	44.14	54.29	65.99	-11.70	QP
2	0.1500	10.15	30.15	40.30	55.99	-15.69	AVG
3	0.2140	10.13	22.87	33.00	63.04	-30.04	QP
4	0.2140	10.13	8.22	18.35	53.04	-34.69	AVG
5	0.2900	10.14	20.83	30.97	60.52	-29.55	QP
6	0.2900	10.14	9.60	19.74	50.52	-30.78	AVG
7	1.2300	10.17	12.90	23.07	56.00	-32.93	QP
8	1.2300	10.17	8.09	18.26	46.00	-27.74	AVG
9	3.1300	10.21	23.32	33.53	56.00	-22.47	QP
10	3.1300	10.21	12.72	22.93	46.00	-23.07	AVG
11	11.5219	10.37	25.26	35.63	60.00	-24.37	QP
12	11.5219	10.37	18.98	29.35	50.00	-20.65	AVG

Note: Level = Reading + Factor

Margin = Level – Limit

Factor = (LISN or ISN or PLC or current probe) Factor + Cable Loss+ Attenuator

Power :	AC 110V/60Hz	Pol/Phase :	NEUTRAL
Test Mode 1 :	Full Load for GTM96600-4005-R2 (5V, 8A)	Temperature :	25°C
Memo :		Humidity :	53 %
Test Date :	2019.09.08		

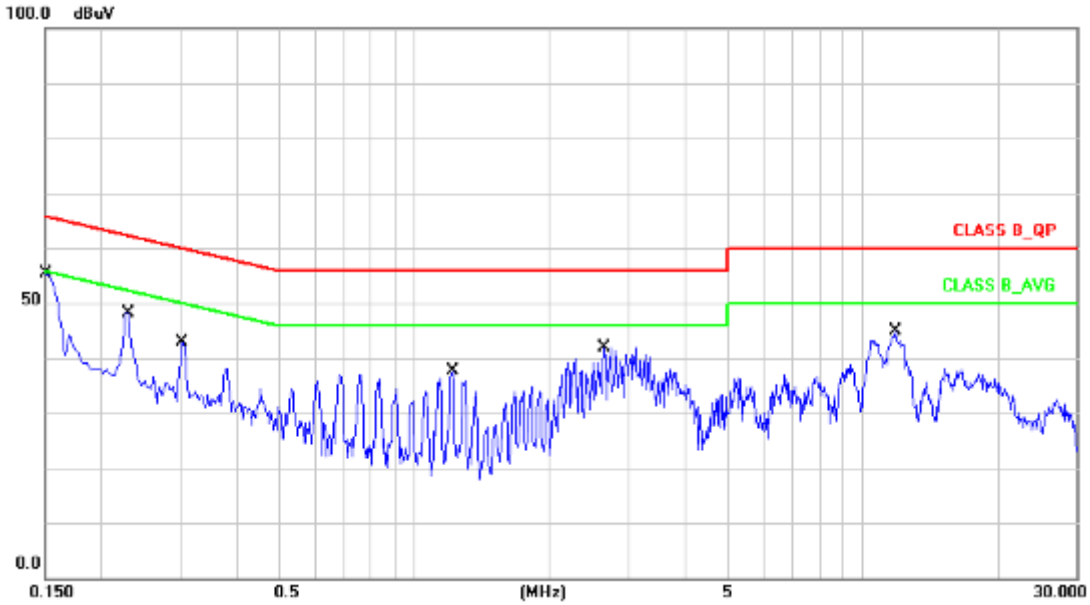

No.	Frequency (MHz)	Factor (dB)	Reading (dBuV)	Level (dBuV)	Limit (dBuV)	Margin (dB)	Detector
1	0.1500	10.15	43.41	53.56	65.99	-12.43	QP
2	0.1500	10.15	31.96	42.11	55.99	-13.88	AVG
3	0.2300	10.14	34.36	44.50	62.45	-17.95	QP
4	0.2300	10.14	25.32	35.46	52.45	-16.99	AVG
5	0.3020	10.14	31.32	41.46	60.19	-18.73	QP
6	0.3020	10.14	25.24	35.38	50.19	-14.81	AVG
7	1.2220	10.19	17.65	27.84	56.00	-28.16	QP
8	1.2220	10.19	12.62	22.81	46.00	-23.19	AVG
9	2.6619	10.21	22.78	32.99	56.00	-23.01	QP
10	2.6619	10.21	17.64	27.85	46.00	-18.15	AVG
11	11.9220	10.40	24.36	34.76	60.00	-25.24	QP
12	11.9220	10.40	18.23	28.63	50.00	-21.37	AVG

Note: Level = Reading + Factor

Margin = Level – Limit

Factor = (LISN or ISN or PLC or current probe) Factor + Cable Loss+ Attenuator

Power :	AC 110V/60Hz	Pol/Phase :	LINE
Test Mode 2 :	Half Load for GTM96600-4005-R2 (5V, 4A)	Temperature :	25°C
Memo :		Humidity :	53 %
Test Date :	2019.09.08		

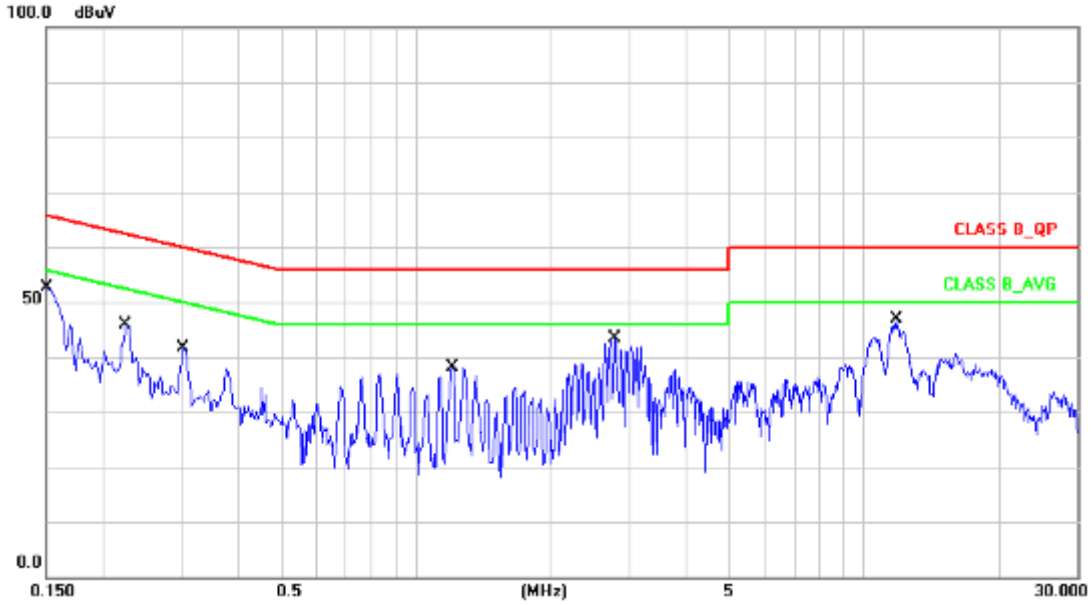

No.	Frequency (MHz)	Factor (dB)	Reading (dBuV)	Level (dBuV)	Limit (dBuV)	Margin (dB)	Detector
1	0.1500	10.15	40.71	50.86	65.99	-15.13	QP
2	0.1500	10.15	28.32	38.47	55.99	-17.52	AVG
3	0.2260	10.13	32.15	42.28	62.59	-20.31	QP
4	0.2260	10.13	21.84	31.97	52.59	-20.62	AVG
5	0.3020	10.14	26.71	36.85	60.19	-23.34	QP
6	0.3020	10.14	17.98	28.12	50.19	-22.07	AVG
7	1.2140	10.17	26.97	37.14	56.00	-18.86	QP
8	1.2140	10.17	25.16	35.33	46.00	-10.67	AVG
9	2.7940	10.20	15.55	25.75	56.00	-30.25	QP
10	2.7940	10.20	3.03	13.23	46.00	-32.77	AVG
11	11.8100	10.39	32.85	43.24	60.00	-16.76	QP
12	11.8100	10.39	20.58	30.97	50.00	-19.03	AVG

Note: Level = Reading + Factor

Margin = Level – Limit

Factor = (LISN or ISN or PLC or current probe) Factor + Cable Loss+ Attenuator

Power :	AC 110V/60Hz	Pol/Phase :	NEUTRAL
Test Mode 2 :	Half Load for GTM96600-4005-R2 (5V, 4A)	Temperature :	25°C
Memo :		Humidity :	53 %
Test Date :	2019.09.08		

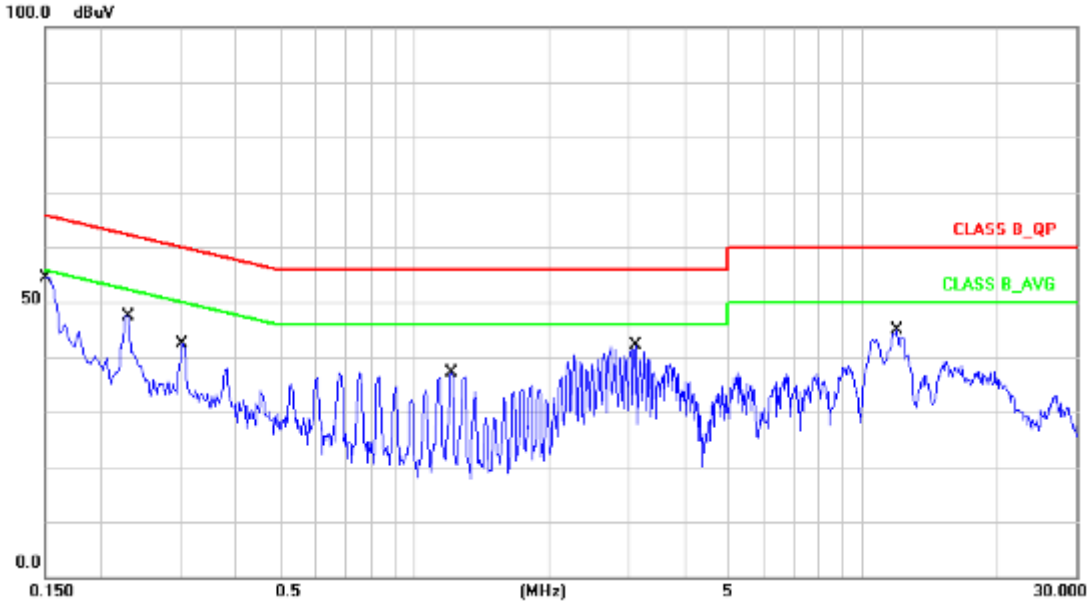

No.	Frequency (MHz)	Factor (dB)	Reading (dBuV)	Level (dBuV)	Limit (dBuV)	Margin (dB)	Detector
1	0.1500	10.15	42.72	52.87	65.99	-13.12	QP
2	0.1500	10.15	31.85	42.00	55.99	-13.99	AVG
3	0.2300	10.14	33.81	43.95	62.45	-18.50	QP
4	0.2300	10.14	25.57	35.71	52.45	-16.74	AVG
5	0.3020	10.14	30.07	40.21	60.19	-19.98	QP
6	0.3020	10.14	24.62	34.76	50.19	-15.43	AVG
7	1.2140	10.19	25.86	36.05	56.00	-19.95	QP
8	1.2140	10.19	22.90	33.09	46.00	-12.91	AVG
9	3.1099	10.22	27.30	37.52	56.00	-18.48	QP
10	3.1099	10.22	14.95	25.17	46.00	-20.83	AVG
11	11.9620	10.40	27.62	38.02	60.00	-21.98	QP
12	11.9620	10.40	19.41	29.81	50.00	-20.19	AVG

Note: Level = Reading + Factor

Margin = Level – Limit

Factor = (LISN or ISN or PLC or current probe) Factor + Cable Loss+ Attenuator

Power :	AC 110V/60Hz	Pol/Phase :	LINE
Test Mode 3 :	Full Load for GTM96600-4507.5-R2 (7.5V, 6A）	Temperature :	25°C
Memo :		Humidity :	53 %
Test Date :	2019.09.08		

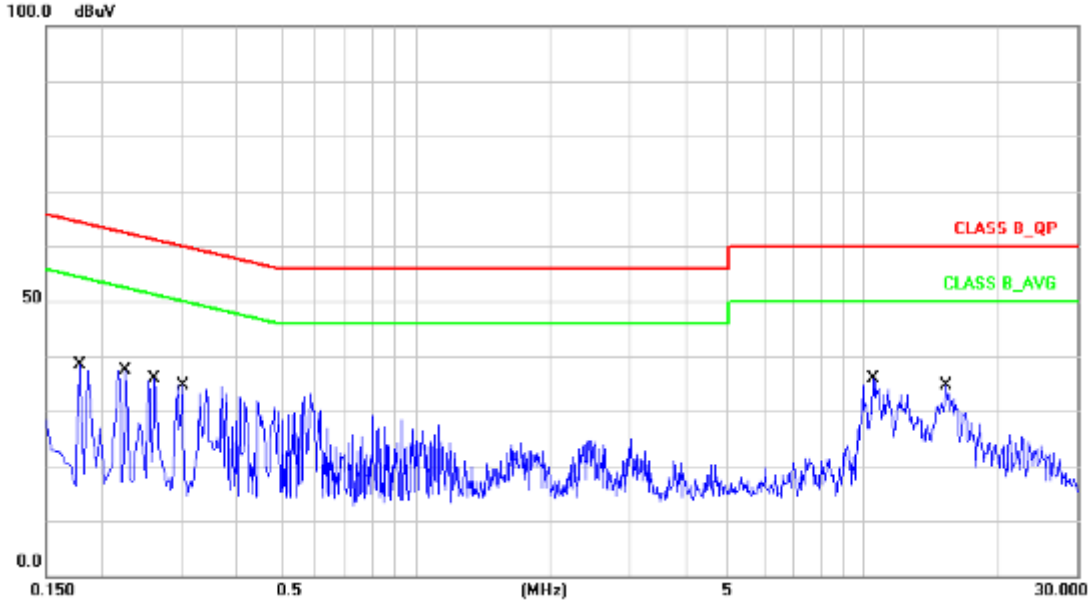

No.	Frequency (MHz)	Factor (dB)	Reading (dBuV)	Level (dBuV)	Limit (dBuV)	Margin (dB)	Detector
1	0.1780	10.13	15.60	25.73	64.57	-38.84	QP
2	0.1780	10.13	-1.93	8.20	54.57	-46.37	AVG
3	0.2260	10.13	12.56	22.69	62.59	-39.90	QP
4	0.2260	10.13	-2.77	7.36	52.59	-45.23	AVG
5	0.2620	10.14	11.38	21.52	61.36	-39.84	QP
6	0.2620	10.14	0.93	11.07	51.36	-40.29	AVG
7	0.3020	10.14	10.01	20.15	60.19	-40.04	QP
8	0.3020	10.14	-3.35	6.79	50.19	-43.40	AVG
9	10.5300	10.32	10.28	20.60	60.00	-39.40	QP
10	10.5300	10.32	-5.20	5.12	50.00	-44.88	AVG
11	15.3100	10.56	12.44	23.00	60.00	-37.00	QP
12	15.3100	10.56	-4.93	5.63	50.00	-44.37	AVG

Note: Level = Reading + Factor

Margin = Level – Limit

Factor = (LISN or ISN or PLC or current probe) Factor + Cable Loss+ Attenuator

Power :	AC 110V/60Hz	Pol/Phase :	NEUTRAL
Test Mode 3 :	Full Load for GTM96600-4507.5-R2 (7.5V, 6A)	Temperature :	25°C
Memo :		Humidity :	53 %
Test Date :	2019.09.08		

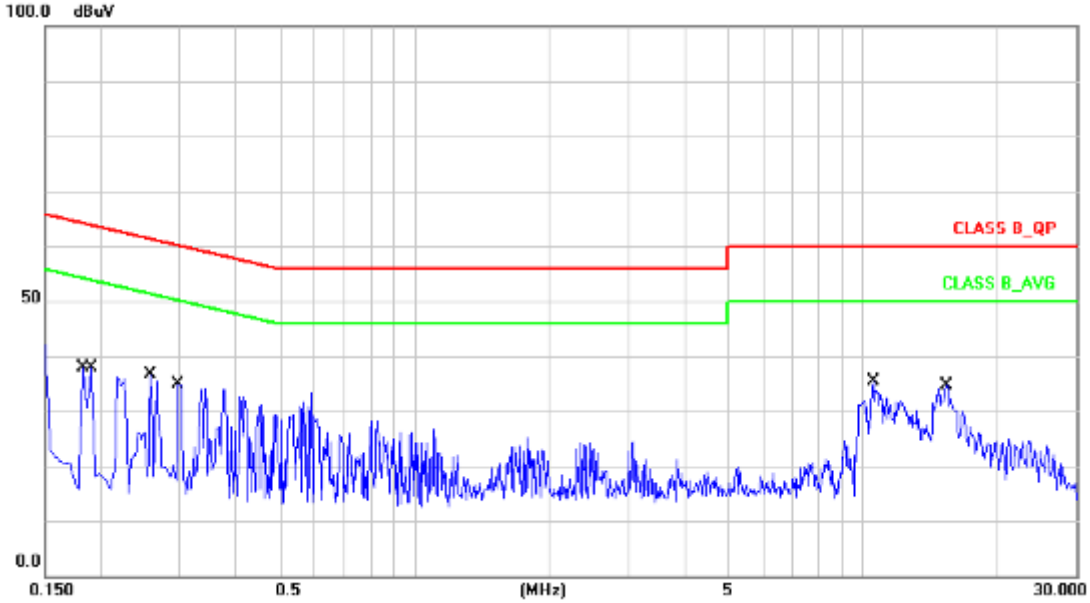

No.	Frequency (MHz)	Factor (dB)	Reading (dBuV)	Level (dBuV)	Limit (dBuV)	Margin (dB)	Detector
1	0.1819	10.14	14.72	24.86	64.39	-39.53	QP
2	0.1819	10.14	-2.45	7.69	54.39	-46.70	AVG
3	0.1900	10.14	14.83	24.97	64.03	-39.06	QP
4	0.1900	10.14	-1.25	8.89	54.03	-45.14	AVG
5	0.2580	10.14	11.87	22.01	61.49	-39.48	QP
6	0.2580	10.14	0.92	11.06	51.49	-40.43	AVG
7	0.2980	10.14	11.08	21.22	60.30	-39.08	QP
8	0.2980	10.14	-3.11	7.03	50.30	-43.27	AVG
9	10.6100	10.33	14.44	24.77	60.00	-35.23	QP
10	10.6100	10.33	-4.73	5.60	50.00	-44.40	AVG
11	15.4140	10.56	12.87	23.43	60.00	-36.57	QP
12	15.4140	10.56	-4.79	5.77	50.00	-44.23	AVG

Note: Level = Reading + Factor

Margin = Level – Limit

Factor = (LISN or ISN or PLC or current probe) Factor + Cable Loss+ Attenuator

Power :	AC 110V/60Hz	Pol/Phase :	LINE
Test Mode 4 :	Half Load for GTM96600-4507.5-R2 (7.5V, 3A）	Temperature :	25°C
Memo :		Humidity :	53 %
Test Date :	2019.09.08		

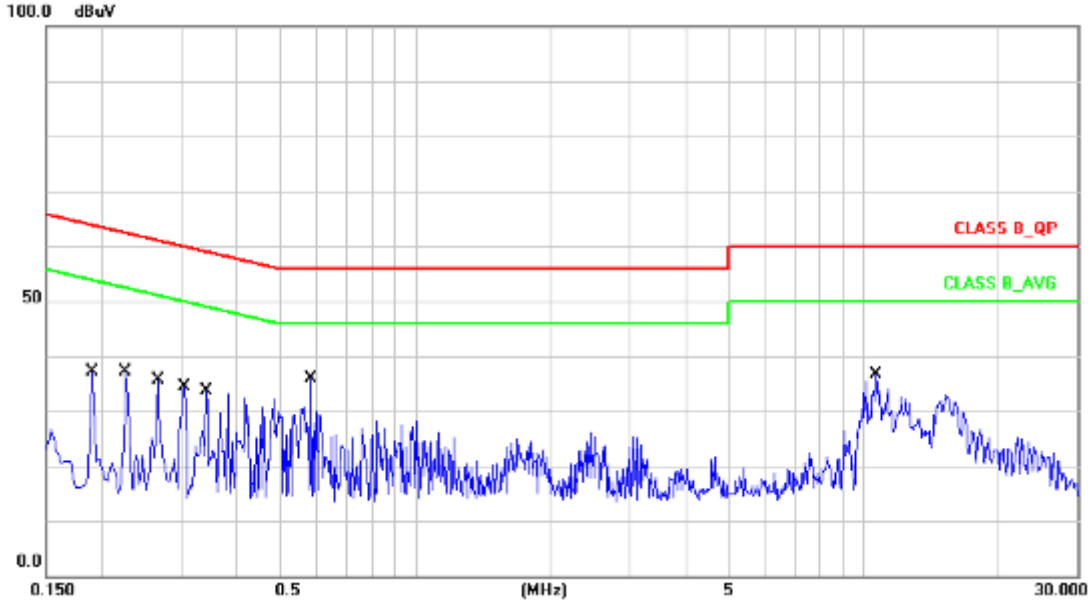

No.	Frequency (MHz)	Factor (dB)	Reading (dBuV)	Level (dBuV)	Limit (dBuV)	Margin (dB)	Detector
1	0.1900	10.13	13.52	23.65	64.03	-40.38	QP
2	0.1900	10.13	-0.99	9.14	54.03	-44.89	AVG
3	0.2260	10.13	12.73	22.86	62.59	-39.73	QP
4	0.2260	10.13	-2.77	7.36	52.59	-45.23	AVG
5	0.2660	10.14	12.14	22.28	61.24	-38.96	QP
6	0.2660	10.14	-1.48	8.66	51.24	-42.58	AVG
7	0.3060	10.14	9.83	19.97	60.08	-40.11	QP
8	0.3060	10.14	-3.55	6.59	50.08	-43.49	AVG
9	0.3420	10.14	9.62	19.76	59.15	-39.39	QP
10	0.3420	10.14	-3.34	6.80	49.15	-42.35	AVG
11	0.5860	10.16	16.85	27.01	56.00	-28.99	QP
12	0.5860	10.16	-2.94	7.22	46.00	-38.78	AVG
13	10.7140	10.33	15.30	25.63	60.00	-34.37	QP
14	10.7140	10.33	-4.54	5.79	50.00	-44.21	AVG

Note: Level = Reading + Factor

Margin = Level – Limit

Factor = (LISN or ISN or PLC or current probe) Factor + Cable Loss+ Attenuator

Power :	AC 110V/60Hz	Pol/Phase :	NEUTRAL
Test Mode 4 :	Half Load for GTM96600-4507.5-R2 (7.5V, 3A)	Temperature :	25°C
Memo :		Humidity :	53 %
Test Date :	2019.09.08		

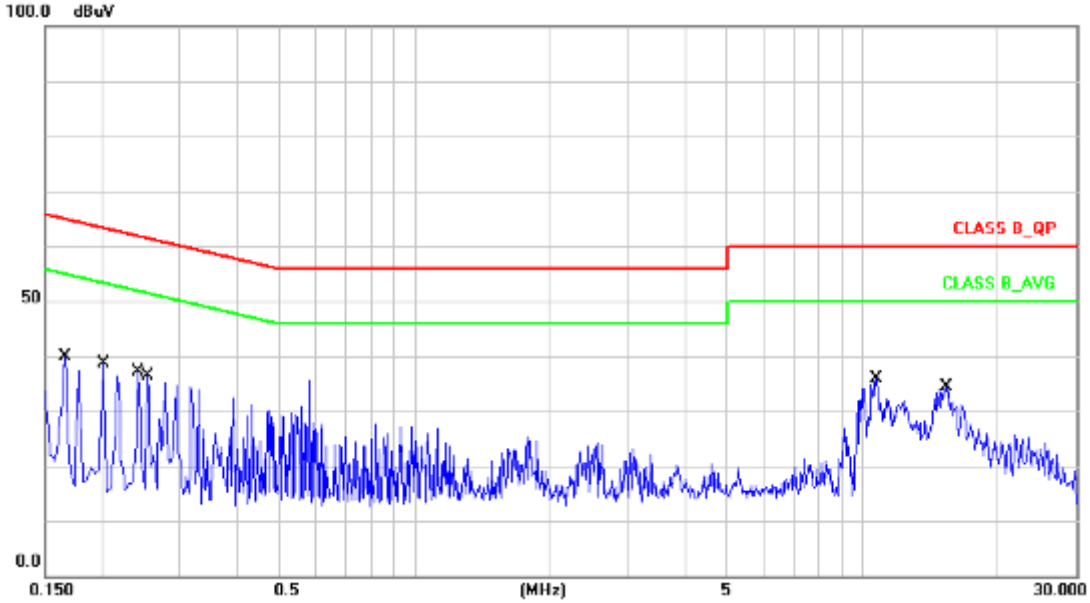

No.	Frequency (MHz)	Factor (dB)	Reading (dBuV)	Level (dBuV)	Limit (dBuV)	Margin (dB)	Detector
1	0.1660	10.15	16.98	27.13	65.15	-38.02	QP
2	0.1660	10.15	-0.17	9.98	55.15	-45.17	AVG
3	0.2020	10.14	14.65	24.79	63.52	-38.73	QP
4	0.2020	10.14	-1.67	8.47	53.52	-45.05	AVG
5	0.2420	10.14	13.20	23.34	62.02	-38.68	QP
6	0.2420	10.14	-2.27	7.87	52.02	-44.15	AVG
7	0.2540	10.14	11.42	21.56	61.62	-40.06	QP
8	0.2540	10.14	-1.94	8.20	51.62	-43.42	AVG
9	10.7860	10.34	15.39	25.73	60.00	-34.27	QP
10	10.7860	10.34	-4.50	5.84	50.00	-44.16	AVG
11	15.4340	10.56	14.29	24.85	60.00	-35.15	QP
12	15.4340	10.56	-4.64	5.92	50.00	-44.08	AVG

Note: Level = Reading + Factor

Margin = Level – Limit

Factor = (LISN or ISN or PLC or current probe) Factor + Cable Loss+ Attenuator

Power :	AC 110V/60Hz	Pol/Phase :	LINE
Test Mode 5 :	Full Load for GTM96600-5409-R2 (9V, 6A)）	Temperature :	25°C
Memo :		Humidity :	53 %
Test Date :	2019.09.08		

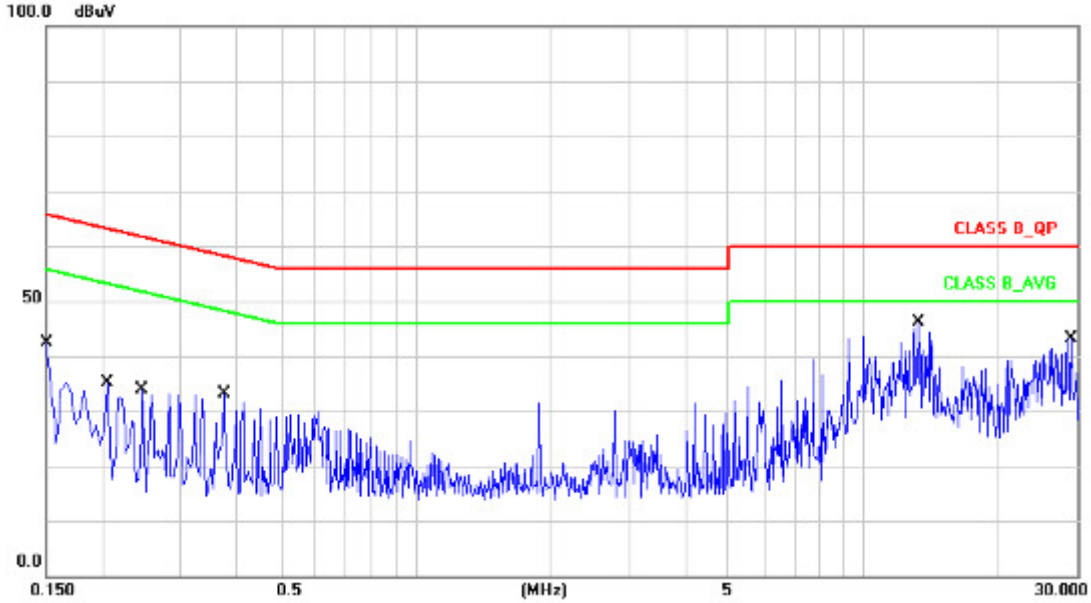

No.	Frequency (MHz)	Factor (dB)	Reading (dBuV)	Level (dBuV)	Limit (dBuV)	Margin (dB)	Detector
1	0.1500	10.15	18.11	28.26	65.99	-37.73	QP
2	0.1500	10.15	6.71	16.86	55.99	-39.13	AVG
3	0.2060	10.13	12.41	22.54	63.36	-40.82	QP
4	0.2060	10.13	-1.49	8.64	53.36	-44.72	AVG
5	0.2460	10.13	12.46	22.59	61.89	-39.30	QP
6	0.2460	10.13	-1.59	8.54	51.89	-43.35	AVG
7	0.3740	10.15	8.47	18.62	58.41	-39.79	QP
8	0.3740	10.15	3.65	13.80	48.41	-34.61	AVG
9	13.3220	10.47	11.95	22.42	60.00	-37.58	QP
10	13.3220	10.47	-0.10	10.37	50.00	-39.63	AVG
11	29.2020	10.48	15.69	26.17	60.00	-33.83	QP
12	29.2020	10.48	4.04	14.52	50.00	-35.48	AVG

Note: Level = Reading + Factor

Margin = Level – Limit

Factor = (LISN or ISN or PLC or current probe) Factor + Cable Loss+ Attenuator

Power :	AC 110V/60Hz	Pol/Phase :	NEUTRAL
Test Mode 5 :	Full Load for GTM96600-5409-R2 (9V, 6A)）	Temperature :	25°C
Memo :		Humidity :	53 %
Test Date :	2019.09.08		

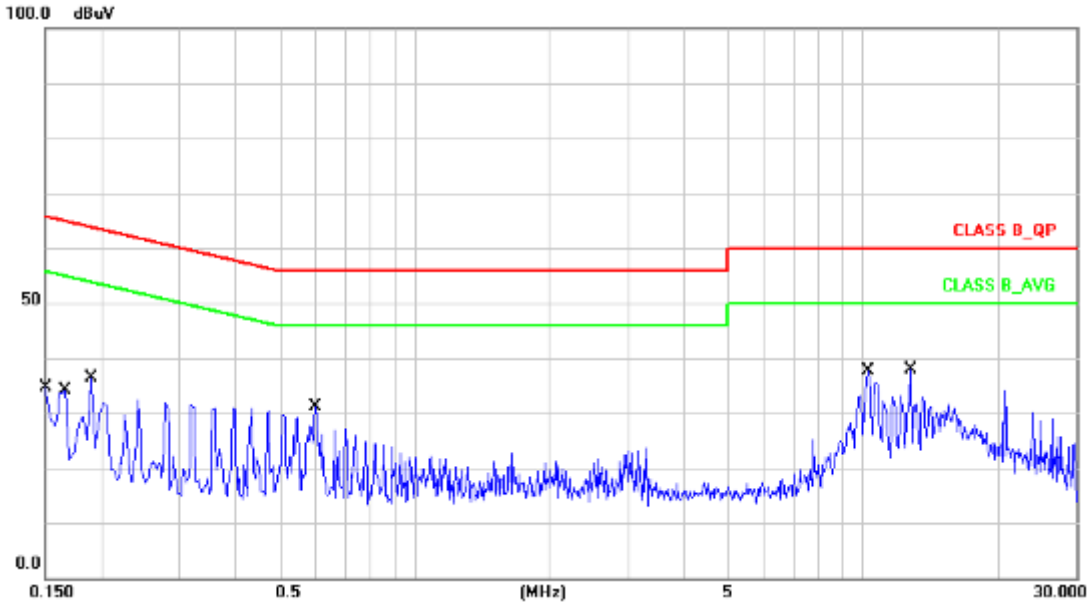

No.	Frequency (MHz)	Factor (dB)	Reading (dBuV)	Level (dBuV)	Limit (dBuV)	Margin (dB)	Detector
1	0.1500	10.15	15.96	26.11	65.99	-39.88	QP
2	0.1500	10.15	5.91	16.06	55.99	-39.93	AVG
3	0.1660	10.15	15.15	25.30	65.15	-39.85	QP
4	0.1660	10.15	0.94	11.09	55.15	-44.06	AVG
5	0.1900	10.14	12.96	23.10	64.03	-40.93	QP
6	0.1900	10.14	-0.39	9.75	54.03	-44.28	AVG
7	0.6020	10.16	12.53	22.69	56.00	-33.31	QP
8	0.6020	10.16	-2.98	7.18	46.00	-38.82	AVG
9	10.3100	10.32	20.96	31.28	60.00	-28.72	QP
10	10.3100	10.32	-1.88	8.44	50.00	-41.56	AVG
11	12.7940	10.45	14.11	24.56	60.00	-35.44	QP
12	12.7940	10.45	-4.03	6.42	50.00	-43.58	AVG

Note: Level = Reading + Factor

Margin = Level – Limit

Factor = (LISN or ISN or PLC or current probe) Factor + Cable Loss+ Attenuator

Power :	AC 110V/60Hz	Pol/Phase :	LINE
Test Mode 6 :	Half Load for GTM96600-5409-R2(9V, 3A)	Temperature :	25°C
Memo :		Humidity :	53 %
Test Date :	2019.09.08		

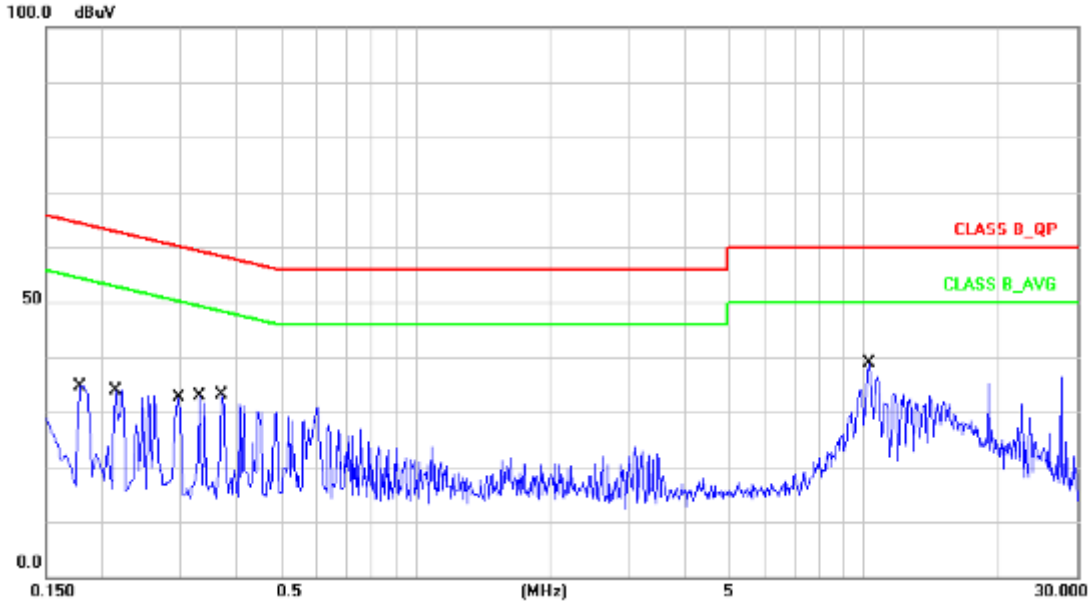

No.	Frequency (MHz)	Factor (dB)	Reading (dBuV)	Level (dBuV)	Limit (dBuV)	Margin (dB)	Detector
1	0.1780	10.13	12.96	23.09	64.57	-41.48	QP
2	0.1780	10.13	-1.86	8.27	54.57	-46.30	AVG
3	0.2140	10.13	11.85	21.98	63.04	-41.06	QP
4	0.2140	10.13	-2.89	7.24	53.04	-45.80	AVG
5	0.2980	10.14	9.21	19.35	60.30	-40.95	QP
6	0.2980	10.14	-3.17	6.97	50.30	-43.33	AVG
7	0.3300	10.14	9.34	19.48	59.45	-39.97	QP
8	0.3300	10.14	-3.09	7.05	49.45	-42.40	AVG
9	0.3700	10.15	12.02	22.17	58.50	-36.33	QP
10	0.3700	10.15	10.04	20.19	48.50	-28.31	AVG
11	10.3060	10.31	21.74	32.05	60.00	-27.95	QP
12	10.3060	10.31	-1.91	8.40	50.00	-41.60	AVG

Note: Level = Reading + Factor

Margin = Level – Limit

Factor = (LISN or ISN or PLC or current probe) Factor + Cable Loss+ Attenuator

Power :	AC 110V/60Hz	Pol/Phase :	NEUTRAL
Test Mode 6 :	Half Load for GTM96600-5409-R2 (9V, 3A))	Temperature :	25°C
Memo :		Humidity :	53 %
Test Date :	2019.09.08		

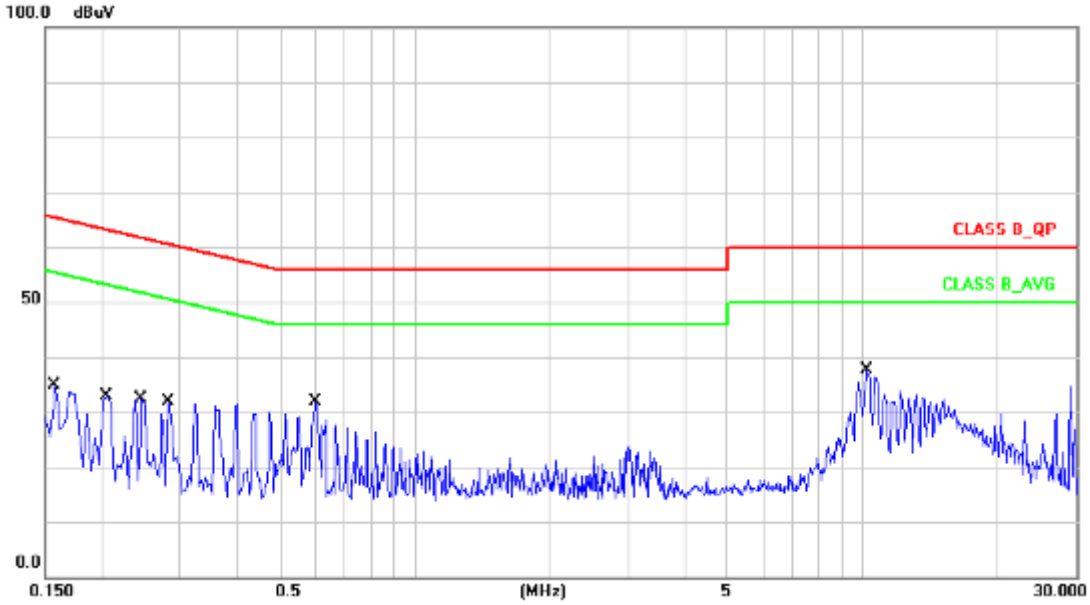

No.	Frequency (MHz)	Factor (dB)	Reading (dBuV)	Level (dBuV)	Limit (dBuV)	Margin (dB)	Detector
1	0.1580	10.15	12.86	23.01	65.56	-42.55	QP
2	0.1580	10.15	1.74	11.89	55.56	-43.67	AVG
3	0.2060	10.14	9.36	19.50	63.36	-43.86	QP
4	0.2060	10.14	-1.93	8.21	53.36	-45.15	AVG
5	0.2460	10.14	8.90	19.04	61.89	-42.85	QP
6	0.2460	10.14	-2.02	8.12	51.89	-43.77	AVG
7	0.2819	10.14	8.18	18.32	60.76	-42.44	QP
8	0.2819	10.14	-0.75	9.39	50.76	-41.37	AVG
9	0.6020	10.16	12.72	22.88	56.00	-33.12	QP
10	0.6020	10.16	-2.99	7.17	46.00	-38.83	AVG
11	10.2580	10.31	20.88	31.19	60.00	-28.81	QP
12	10.2580	10.31	-2.09	8.22	50.00	-41.78	AVG

Note: Level = Reading + Factor

Margin = Level – Limit

Factor = (LISN or ISN or PLC or current probe) Factor + Cable Loss+ Attenuator

Power :	AC 110V/60Hz	Pol/Phase :	LINE
Test Mode 7 :	Full Load for GTM96600-6515-R2 (15V, 4.33A)	Temperature :	25°C
Memo :		Humidity :	53 %
Test Date :	2019.09.08		

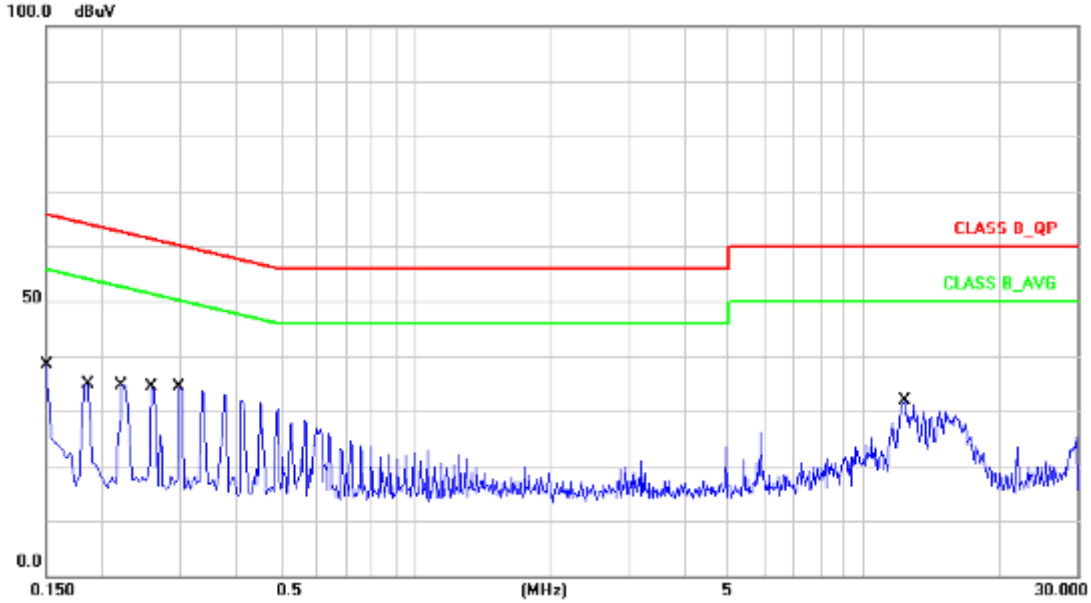

No.	Frequency (MHz)	Factor (dB)	Reading (dBuV)	Level (dBuV)	Limit (dBuV)	Margin (dB)	Detector
1	0.1500	10.15	16.36	26.51	65.99	-39.48	QP
2	0.1500	10.15	6.52	16.67	55.99	-39.32	AVG
3	0.1860	10.13	12.48	22.61	64.21	-41.60	QP
4	0.1860	10.13	-2.37	7.76	54.21	-46.45	AVG
5	0.2220	10.13	11.98	22.11	62.74	-40.63	QP
6	0.2220	10.13	-2.13	8.00	52.74	-44.74	AVG
7	0.2580	10.14	10.81	20.95	61.49	-40.54	QP
8	0.2580	10.14	1.96	12.10	51.49	-39.39	AVG
9	0.2980	10.14	9.73	19.87	60.30	-40.43	QP
10	0.2980	10.14	-3.11	7.03	50.30	-43.27	AVG
11	12.3540	10.42	6.83	17.25	60.00	-42.75	QP
12	12.3540	10.42	-4.97	5.45	50.00	-44.55	AVG

Note: Level = Reading + Factor

Margin = Level – Limit

Factor = (LISN or ISN or PLC or current probe) Factor + Cable Loss+ Attenuator

Power :	AC 110V/60Hz	Pol/Phase :	NEUTRAL
Test Mode 7 :	Full Load for GTM96600-6515-R2 (15V, 4.33A)）	Temperature :	25°C
Memo :		Humidity :	53 %
Test Date :	2019.09.08		

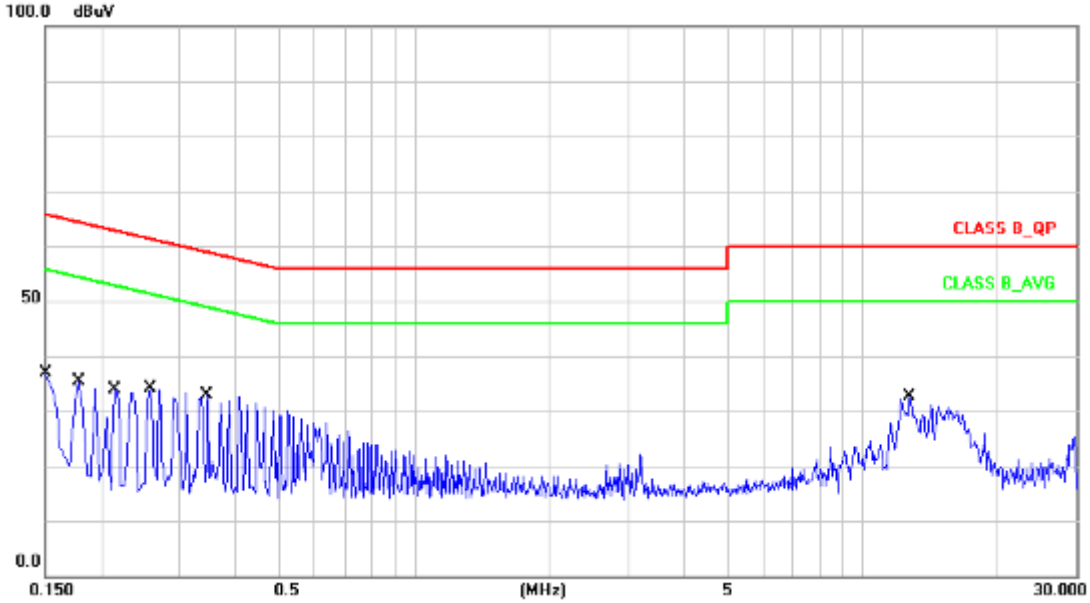

No.	Frequency (MHz)	Factor (dB)	Reading (dBuV)	Level (dBuV)	Limit (dBuV)	Margin (dB)	Detector
1	0.1500	10.15	14.64	24.79	65.99	-41.20	QP
2	0.1500	10.15	5.69	15.84	55.99	-40.15	AVG
3	0.1780	10.14	12.73	22.87	64.57	-41.70	QP
4	0.1780	10.14	-2.20	7.94	54.57	-46.63	AVG
5	0.2140	10.14	10.94	21.08	63.04	-41.96	QP
6	0.2140	10.14	-3.10	7.04	53.04	-46.00	AVG
7	0.2580	10.14	9.87	20.01	61.49	-41.48	QP
8	0.2580	10.14	1.26	11.40	51.49	-40.09	AVG
9	0.3460	10.14	7.74	17.88	59.06	-41.18	QP
10	0.3460	10.14	-3.54	6.60	49.06	-42.46	AVG
11	12.7700	10.44	14.82	25.26	60.00	-34.74	QP
12	12.7700	10.44	-3.92	6.52	50.00	-43.48	AVG

Note: Level = Reading + Factor

Margin = Level – Limit

Factor = (LISN or ISN or PLC or current probe) Factor + Cable Loss+ Attenuator

Power :	AC 110V/60Hz	Pol/Phase :	LINE
Test Mode 8 :	Half Load for GTM96600-6515-R2 (15V, 2.165A)）	Temperature :	25°C
Memo :		Humidity :	53 %
Test Date :	2019.09.08		

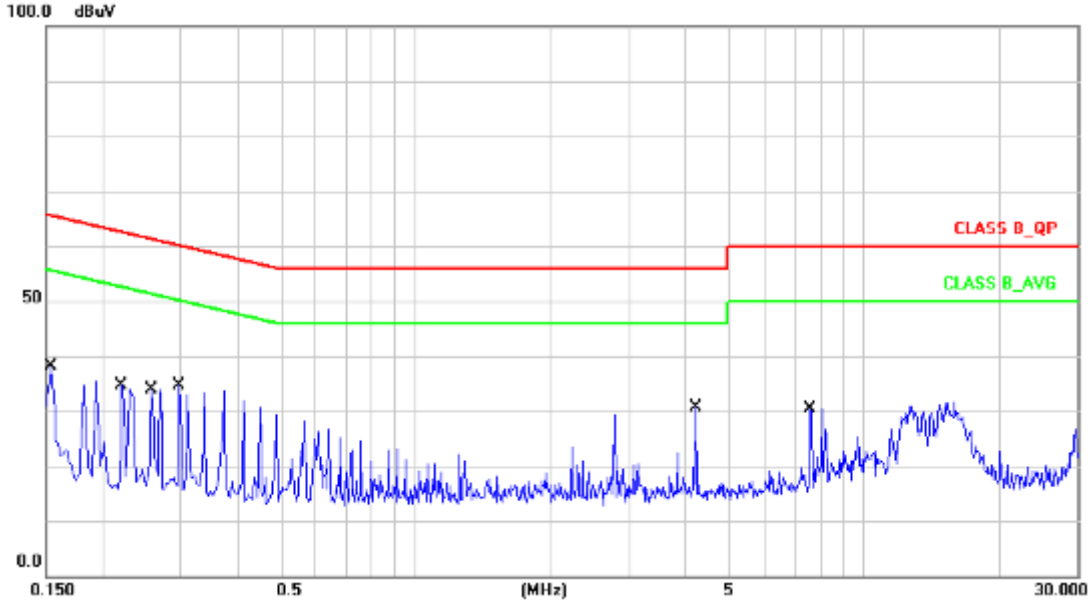

No.	Frequency (MHz)	Factor (dB)	Reading (dBuV)	Level (dBuV)	Limit (dBuV)	Margin (dB)	Detector
1	0.1539	10.15	16.87	27.02	65.78	-38.76	QP
2	0.1539	10.15	4.37	14.52	55.78	-41.26	AVG
3	0.2220	10.13	11.56	21.69	62.74	-41.05	QP
4	0.2220	10.13	-1.98	8.15	52.74	-44.59	AVG
5	0.2580	10.14	11.10	21.24	61.49	-40.25	QP
6	0.2580	10.14	1.90	12.04	51.49	-39.45	AVG
7	0.2980	10.14	9.61	19.75	60.30	-40.55	QP
8	0.2980	10.14	-3.03	7.11	50.30	-43.19	AVG
9	4.2460	10.24	-0.50	9.74	56.00	-46.26	QP
10	4.2460	10.24	-5.08	5.16	46.00	-40.84	AVG
11	7.6460	10.29	0.81	11.10	60.00	-48.90	QP
12	7.6460	10.29	-4.35	5.94	50.00	-44.06	AVG

Note: Level = Reading + Factor

Margin = Level – Limit

Factor = (LISN or ISN or PLC or current probe) Factor + Cable Loss+ Attenuator

Power :	AC 110V/60Hz	Pol/Phase :	NEUTRAL
Test Mode 8 :	Half Load for GTM96600-6515-R2 (15V, 2.165A)）	Temperature :	25°C
Memo :		Humidity :	53 %
Test Date :	2019.09.08		

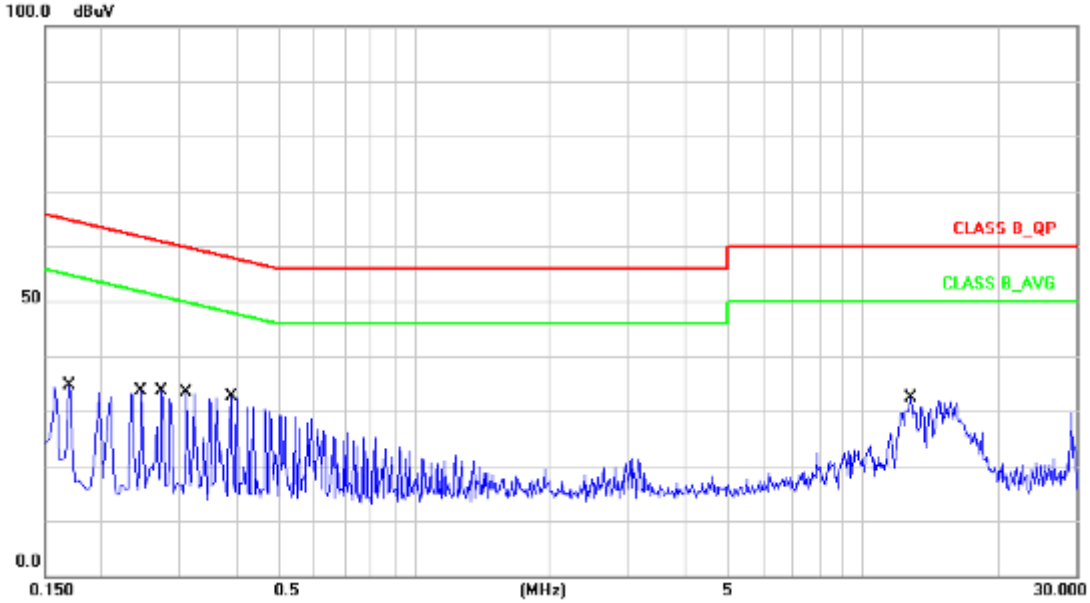

No.	Frequency (MHz)	Factor (dB)	Reading (dBuV)	Level (dBuV)	Limit (dBuV)	Margin (dB)	Detector
1	0.1700	10.15	12.65	22.80	64.96	-42.16	QP
2	0.1700	10.15	-1.21	8.94	54.96	-46.02	AVG
3	0.2460	10.14	9.06	19.20	61.89	-42.69	QP
4	0.2460	10.14	-2.30	7.84	51.89	-44.05	AVG
5	0.2740	10.14	9.39	19.53	60.99	-41.46	QP
6	0.2740	10.14	-2.42	7.72	50.99	-43.27	AVG
7	0.3100	10.14	8.82	18.96	59.97	-41.01	QP
8	0.3100	10.14	-3.60	6.54	49.97	-43.43	AVG
9	0.3899	10.15	6.89	17.04	58.06	-41.02	QP
10	0.3899	10.15	-2.55	7.60	48.06	-40.46	AVG
11	12.7940	10.45	14.85	25.30	60.00	-34.70	QP
12	12.7940	10.45	-3.95	6.50	50.00	-43.50	AVG

Note: Level = Reading + Factor

Margin = Level – Limit

Factor = (LISN or ISN or PLC or current probe) Factor + Cable Loss+ Attenuator

Power :	AC 110V/60Hz	Pol/Phase :	LINE
Test Mode 9 :	Full Load for GTM96600-6518-R2 (18V, 3.61A)	Temperature :	25°C
Memo :		Humidity :	53 %
Test Date :	2019.09.08		

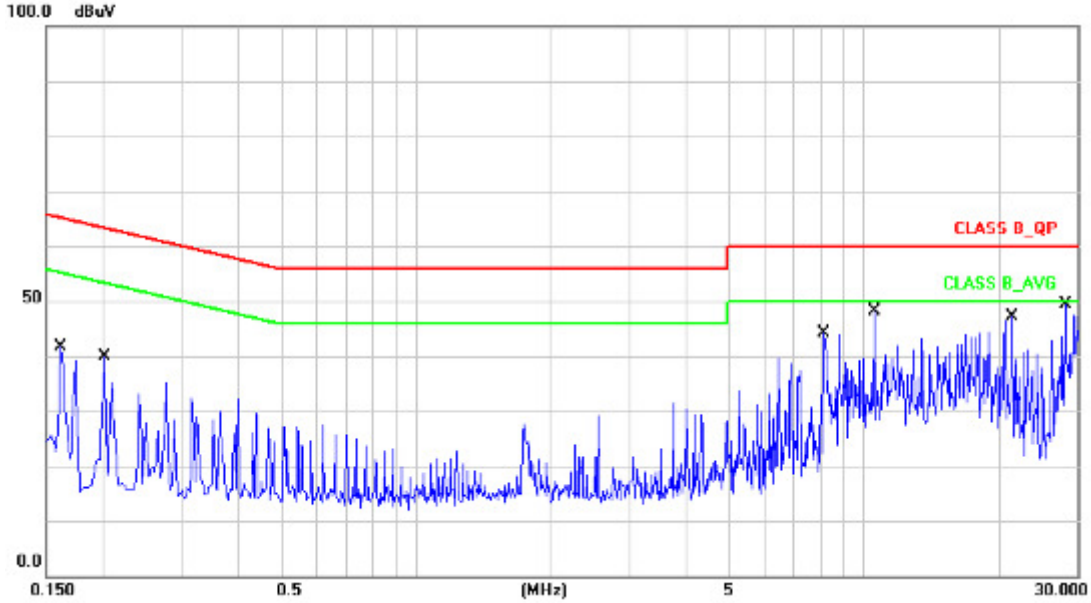

No.	Frequency (MHz)	Factor (dB)	Reading (dBuV)	Level (dBuV)	Limit (dBuV)	Margin (dB)	Detector
1	0.1620	10.15	16.93	27.08	65.36	-38.28	QP
2	0.1620	10.15	1.24	11.39	55.36	-43.97	AVG
3	0.2020	10.13	14.20	24.33	63.52	-39.19	QP
4	0.2020	10.13	-1.38	8.75	53.52	-44.77	AVG
5	8.1660	10.28	14.98	25.26	60.00	-34.74	QP
6	8.1660	10.28	1.03	11.31	50.00	-38.69	AVG
7	10.5860	10.32	18.99	29.31	60.00	-30.69	QP
8	10.5860	10.32	1.61	11.93	50.00	-38.07	AVG
9	21.5340	10.40	20.75	31.15	60.00	-28.85	QP
10	21.5340	10.40	0.55	10.95	50.00	-39.05	AVG
11	28.2900	10.47	22.86	33.33	60.00	-26.67	QP
12	28.2900	10.47	6.47	16.94	50.00	-33.06	AVG

Note: Level = Reading + Factor

Margin = Level – Limit

Factor = (LISN or ISN or PLC or current probe) Factor + Cable Loss+ Attenuator

Power :	AC 110V/60Hz	Pol/Phase :	NEUTRAL
Test Mode 9 :	Full Load for GTM96600-6518-R2 (18V, 3.61A)）	Temperature :	25°C
Memo :		Humidity :	53 %
Test Date :	2019.09.08		

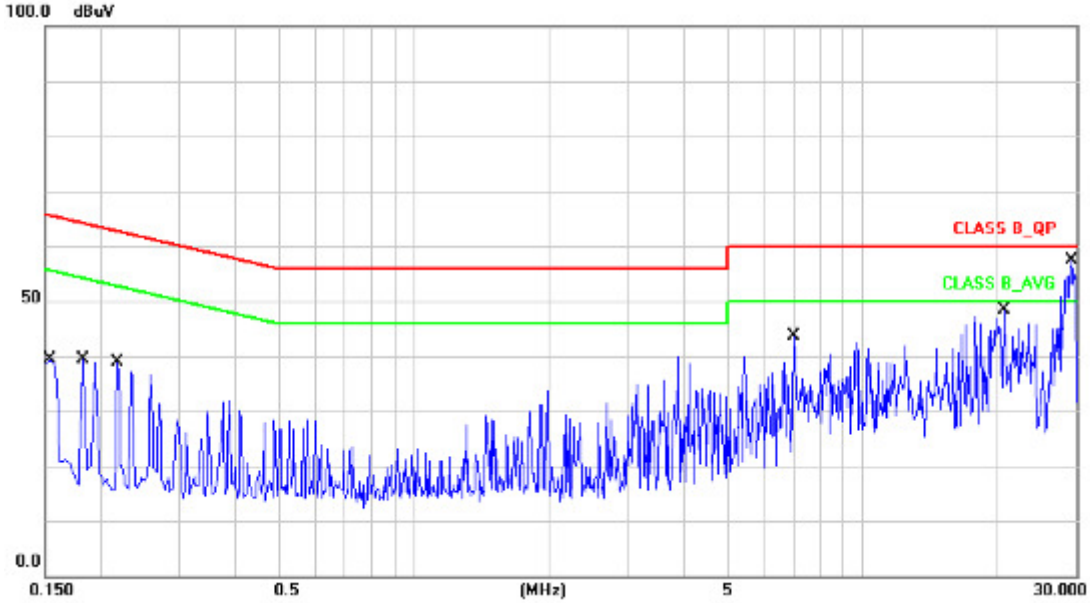

No.	Frequency (MHz)	Factor (dB)	Reading (dBuV)	Level (dBuV)	Limit (dBuV)	Margin (dB)	Detector
1	0.1539	10.15	16.86	27.01	65.78	-38.77	QP
2	0.1539	10.15	3.31	13.46	55.78	-42.32	AVG
3	0.1819	10.14	15.36	25.50	64.39	-38.89	QP
4	0.1819	10.14	-2.41	7.73	54.39	-46.66	AVG
5	0.2180	10.14	12.97	23.11	62.89	-39.78	QP
6	0.2180	10.14	-2.62	7.52	52.89	-45.37	AVG
7	7.0620	10.29	14.11	24.40	60.00	-35.60	QP
8	7.0620	10.29	-0.48	9.81	50.00	-40.19	AVG
9	20.7380	10.45	10.34	20.79	60.00	-39.21	QP
10	20.7380	10.45	-3.45	7.00	50.00	-43.00	AVG
11	29.2980	10.32	29.10	39.42	60.00	-20.58	QP
12	29.2980	10.32	11.10	21.42	50.00	-28.58	AVG

Note: Level = Reading + Factor

Margin = Level – Limit

Factor = (LISN or ISN or PLC or current probe) Factor + Cable Loss+ Attenuator

Power :	AC 110V/60Hz	Pol/Phase :	LINE
Test Mode 10 :	Half Load for GTM96600-6518-R2 (18V, 1.805A)）	Temperature :	25°C
Memo :		Humidity :	53 %
Test Date :	2019.09.08		

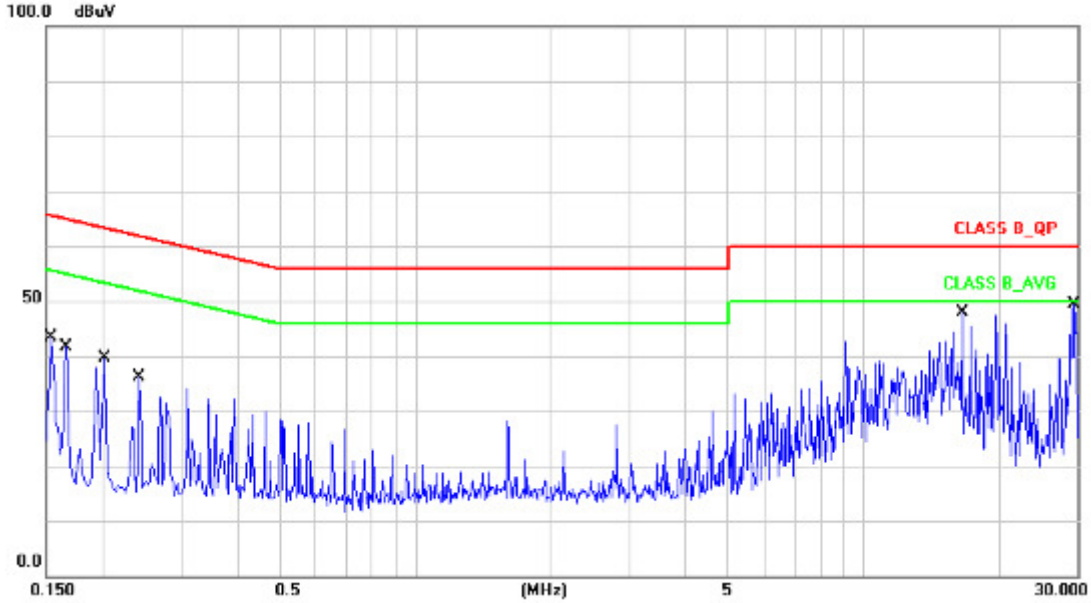

No.	Frequency (MHz)	Factor (dB)	Reading (dBuV)	Level (dBuV)	Limit (dBuV)	Margin (dB)	Detector
1	0.1539	10.15	17.98	28.13	65.78	-37.65	QP
2	0.1539	10.15	3.86	14.01	55.78	-41.77	AVG
3	0.1660	10.15	16.14	26.29	65.15	-38.86	QP
4	0.1660	10.15	0.66	10.81	55.15	-44.34	AVG
5	0.2020	10.13	12.38	22.51	63.52	-41.01	QP
6	0.2020	10.13	-1.40	8.73	53.52	-44.79	AVG
7	0.2420	10.13	11.59	21.72	62.02	-40.30	QP
8	0.2420	10.13	-2.27	7.86	52.02	-44.16	AVG
9	16.5780	10.50	23.84	34.34	60.00	-25.66	QP
10	16.5780	10.50	10.19	20.69	50.00	-29.31	AVG
11	29.4820	10.48	8.31	18.79	60.00	-41.21	QP
12	29.4820	10.48	-3.55	6.93	50.00	-43.07	AVG

Note: Level = Reading + Factor

Margin = Level – Limit

Factor = (LISN or ISN or PLC or current probe) Factor + Cable Loss+ Attenuator

Power :	AC 110V/60Hz	Pol/Phase :	NEUTRAL
Test Mode 10 :	Half Load for GTM96600-6518-R2 (18V, 1.805A)）	Temperature :	25°C
Memo :		Humidity :	53 %
Test Date :	2019.09.08		

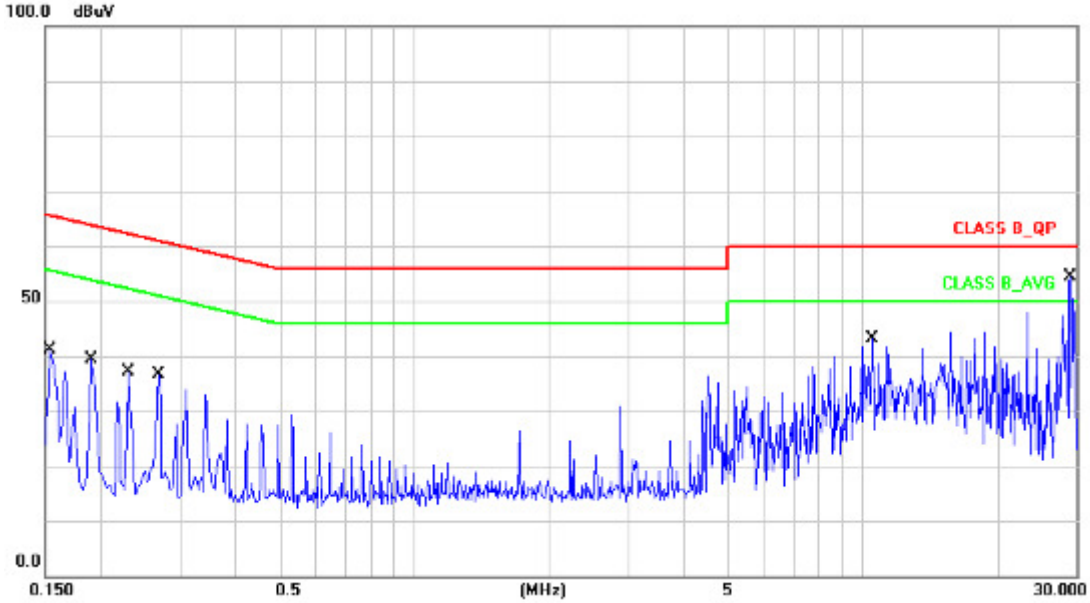

No.	Frequency (MHz)	Factor (dB)	Reading (dBuV)	Level (dBuV)	Limit (dBuV)	Margin (dB)	Detector
1	0.1539	10.15	15.78	25.93	65.78	-39.85	QP
2	0.1539	10.15	3.23	13.38	55.78	-42.40	AVG
3	0.1900	10.14	13.22	23.36	64.03	-40.67	QP
4	0.1900	10.14	-1.47	8.67	54.03	-45.36	AVG
5	0.2300	10.14	11.85	21.99	62.45	-40.46	QP
6	0.2300	10.14	-2.98	7.16	52.45	-45.29	AVG
7	0.2700	10.14	5.64	15.78	61.12	-45.34	QP
8	0.2700	10.14	-1.34	8.80	51.12	-42.32	AVG
9	10.5500	10.33	10.08	20.41	60.00	-39.59	QP
10	10.5500	10.33	-1.68	8.65	50.00	-41.35	AVG
11	29.1020	10.32	8.50	18.82	60.00	-41.18	QP
12	29.1020	10.32	-3.55	6.77	50.00	-43.23	AVG

Note: Level = Reading + Factor

Margin = Level – Limit

Factor = (LISN or ISN or PLC or current probe) Factor + Cable Loss+ Attenuator

Power :	AC 110V/60Hz	Pol/Phase :	LINE
Test Mode 11 :	Full Load for GTM96600-6520-R2 (20V, 3.25A)）	Temperature :	25°C
Memo :		Humidity :	53 %
Test Date :	2019.09.08		

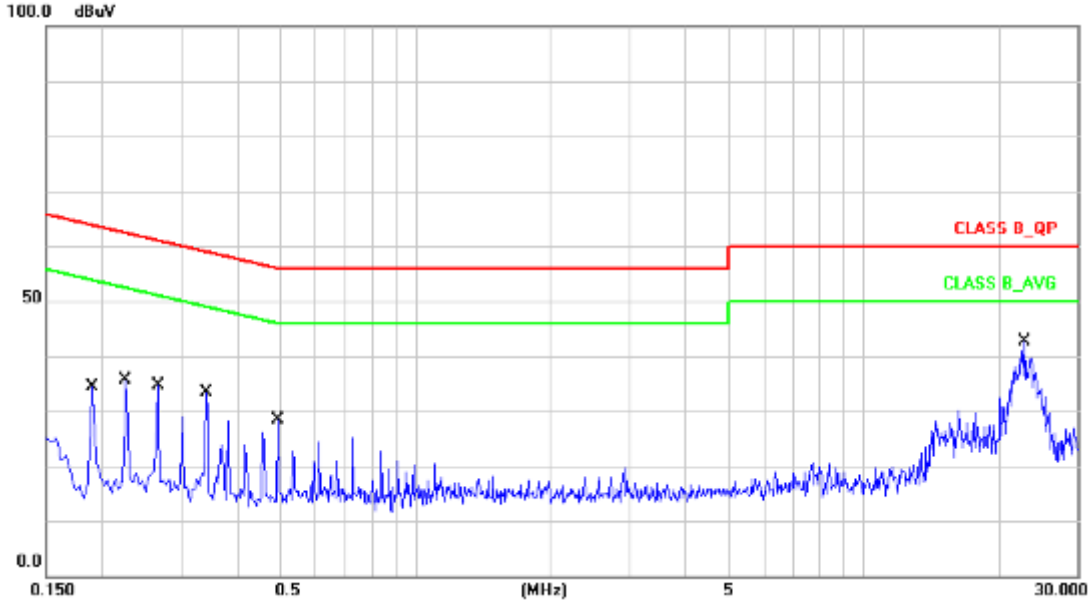

No.	Frequency (MHz)	Factor (dB)	Reading (dBuV)	Level (dBuV)	Limit (dBuV)	Margin (dB)	Detector
1	0.1900	10.13	9.97	20.10	64.03	-43.93	QP
2	0.1900	10.13	-0.93	9.20	54.03	-44.83	AVG
3	0.2260	10.13	9.59	19.72	62.59	-42.87	QP
4	0.2260	10.13	-2.93	7.20	52.59	-45.39	AVG
5	0.2660	10.14	9.03	19.17	61.24	-42.07	QP
6	0.2660	10.14	-1.28	8.86	51.24	-42.38	AVG
7	0.3420	10.14	6.49	16.63	59.15	-42.52	QP
8	0.3420	10.14	-3.59	6.55	49.15	-42.60	AVG
9	0.4940	10.16	1.90	12.06	56.10	-44.04	QP
10	0.4940	10.16	-3.45	6.71	46.10	-39.39	AVG
11	22.9820	10.42	19.74	30.16	60.00	-29.84	QP
12	22.9820	10.42	-2.98	7.44	50.00	-42.56	AVG

Note: Level = Reading + Factor

Margin = Level – Limit

Factor = (LISN or ISN or PLC or current probe) Factor + Cable Loss+ Attenuator

Power :	AC 110V/60Hz	Pol/Phase :	NEUTRAL
Test Mode 11 :	Full Load for GTM96600-6520-R2 (20V, 3.25A)）	Temperature :	25°C
Memo :		Humidity :	53 %
Test Date :	2019.09.08		

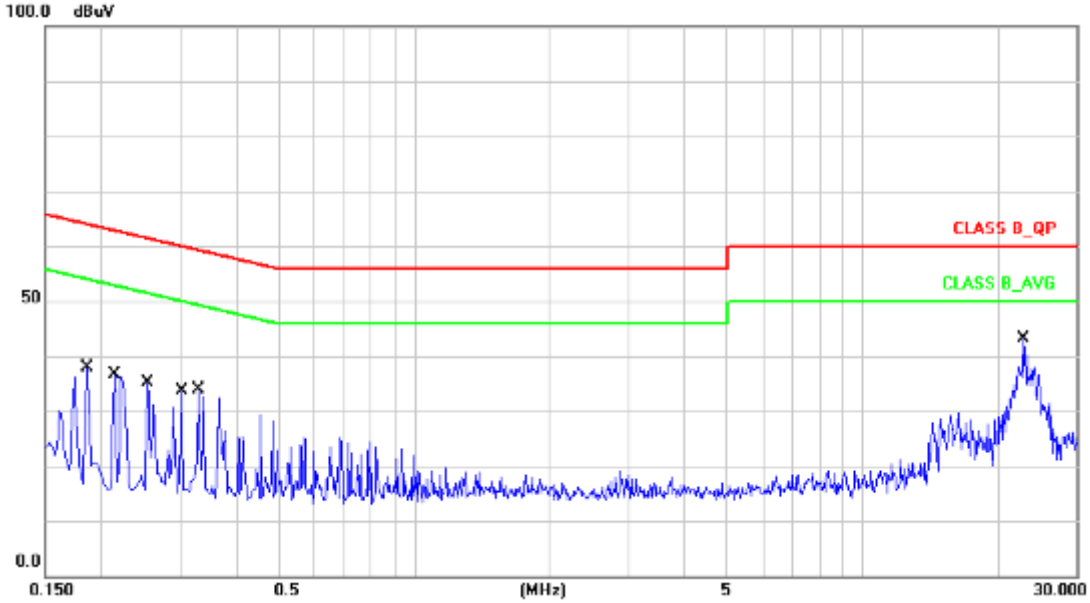

No.	Frequency (MHz)	Factor (dB)	Reading (dBuV)	Level (dBuV)	Limit (dBuV)	Margin (dB)	Detector
1	0.1860	10.14	12.61	22.75	64.21	-41.46	QP
2	0.1860	10.14	-2.64	7.50	54.21	-46.71	AVG
3	0.2140	10.14	10.85	20.99	63.04	-42.05	QP
4	0.2140	10.14	-3.18	6.96	53.04	-46.08	AVG
5	0.2540	10.14	8.87	19.01	61.62	-42.61	QP
6	0.2540	10.14	-1.56	8.58	51.62	-43.04	AVG
7	0.3020	10.14	7.28	17.42	60.19	-42.77	QP
8	0.3020	10.14	-3.63	6.51	50.19	-43.68	AVG
9	0.3300	10.14	6.72	16.86	59.45	-42.59	QP
10	0.3300	10.14	-3.39	6.75	49.45	-42.70	AVG
11	22.7780	10.41	20.03	30.44	60.00	-29.56	QP
12	22.7780	10.41	-3.14	7.27	50.00	-42.73	AVG

Note: Level = Reading + Factor

Margin = Level – Limit

Factor = (LISN or ISN or PLC or current probe) Factor + Cable Loss+ Attenuator

Power :	AC 110V/60Hz	Pol/Phase :	LINE
Test Mode 12 :	Half Load for GTM96600-6520-R2 (20V, 1.625A)）	Temperature :	25°C
Memo :		Humidity :	53 %
Test Date :	2019.09.08		

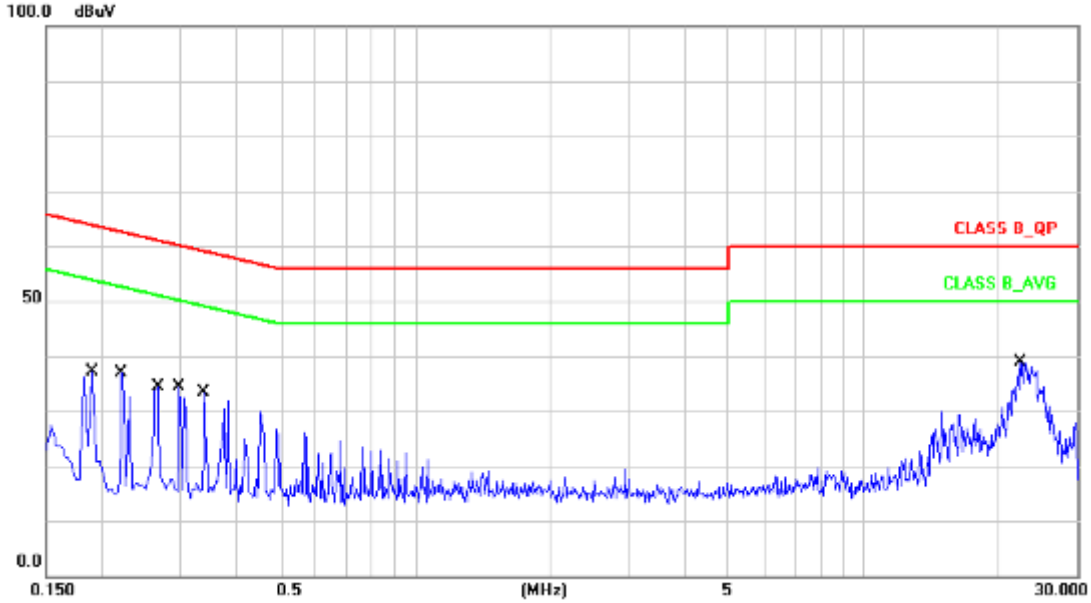

No.	Frequency (MHz)	Factor (dB)	Reading (dBuV)	Level (dBuV)	Limit (dBuV)	Margin (dB)	Detector
1	0.1900	10.13	10.31	20.44	64.03	-43.59	QP
2	0.1900	10.13	-0.82	9.31	54.03	-44.72	AVG
3	0.2220	10.13	9.88	20.01	62.74	-42.73	QP
4	0.2220	10.13	-2.43	7.70	52.74	-45.04	AVG
5	0.2660	10.14	8.63	18.77	61.24	-42.47	QP
6	0.2660	10.14	-1.33	8.81	51.24	-42.43	AVG
7	0.2980	10.14	7.56	17.70	60.30	-42.60	QP
8	0.2980	10.14	-3.52	6.62	50.30	-43.68	AVG
9	0.3379	10.14	6.24	16.38	59.25	-42.87	QP
10	0.3379	10.14	-2.69	7.45	49.25	-41.80	AVG
11	22.3380	10.41	15.86	26.27	60.00	-33.73	QP
12	22.3380	10.41	-3.97	6.44	50.00	-43.56	AVG

Note: Level = Reading + Factor

Margin = Level – Limit

Factor = (LISN or ISN or PLC or current probe) Factor + Cable Loss+ Attenuator

Power :	AC 110V/60Hz	Pol/Phase :	NEUTRAL
Test Mode 12 :	Half Load for GTM96600-6520-R2 (20V, 1.625A)）	Temperature :	25°C
Memo :		Humidity :	53 %
Test Date :	2019.09.08		

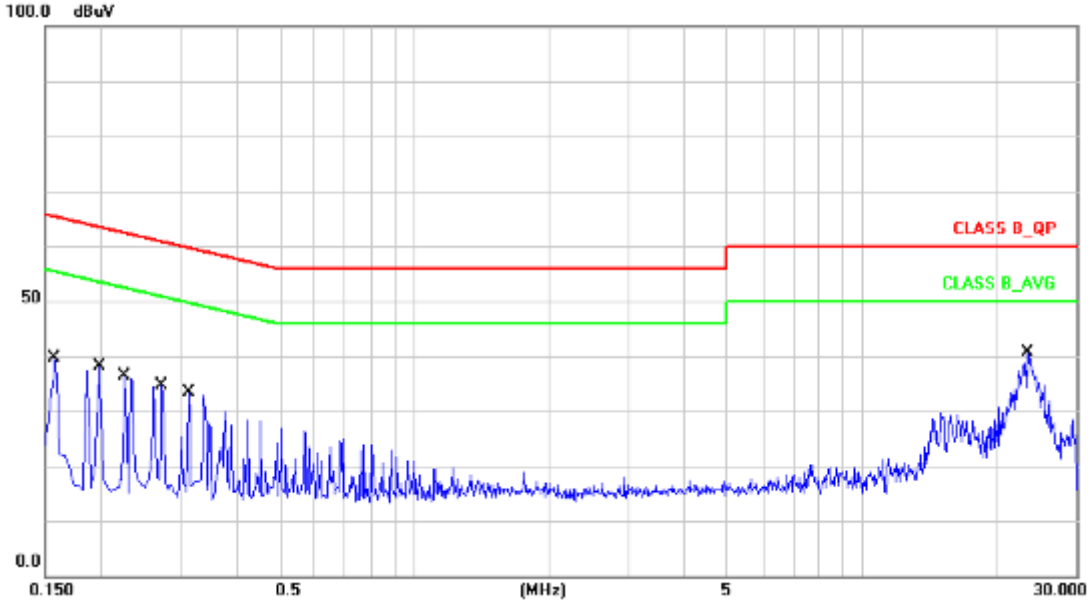

No.	Frequency (MHz)	Factor (dB)	Reading (dBuV)	Level (dBuV)	Limit (dBuV)	Margin (dB)	Detector
1	0.1580	10.15	14.12	24.27	65.56	-41.29	QP
2	0.1580	10.15	1.41	11.56	55.56	-44.00	AVG
3	0.1980	10.14	12.72	22.86	63.69	-40.83	QP
4	0.1980	10.14	0.29	10.43	53.69	-43.26	AVG
5	0.2260	10.14	10.26	20.40	62.59	-42.19	QP
6	0.2260	10.14	-3.09	7.05	52.59	-45.54	AVG
7	0.2740	10.14	7.86	18.00	60.99	-42.99	QP
8	0.2740	10.14	-2.25	7.89	50.99	-43.10	AVG
9	0.3140	10.14	7.08	17.22	59.86	-42.64	QP
10	0.3140	10.14	-3.83	6.31	49.86	-43.55	AVG
11	23.3420	10.40	15.21	25.61	60.00	-34.39	QP
12	23.3420	10.40	-3.92	6.48	50.00	-43.52	AVG

Note: Level = Reading + Factor

Margin = Level – Limit

Factor = (LISN or ISN or PLC or current probe) Factor + Cable Loss+ Attenuator

Power :	AC 110V/60Hz	Pol/Phase :	LINE
Test Mode 13 :	Full Load for GTM96600-6524-R2 (24V, 2.7A)）	Temperature :	25°C
Memo :		Humidity :	53 %
Test Date :	2019.09.08		

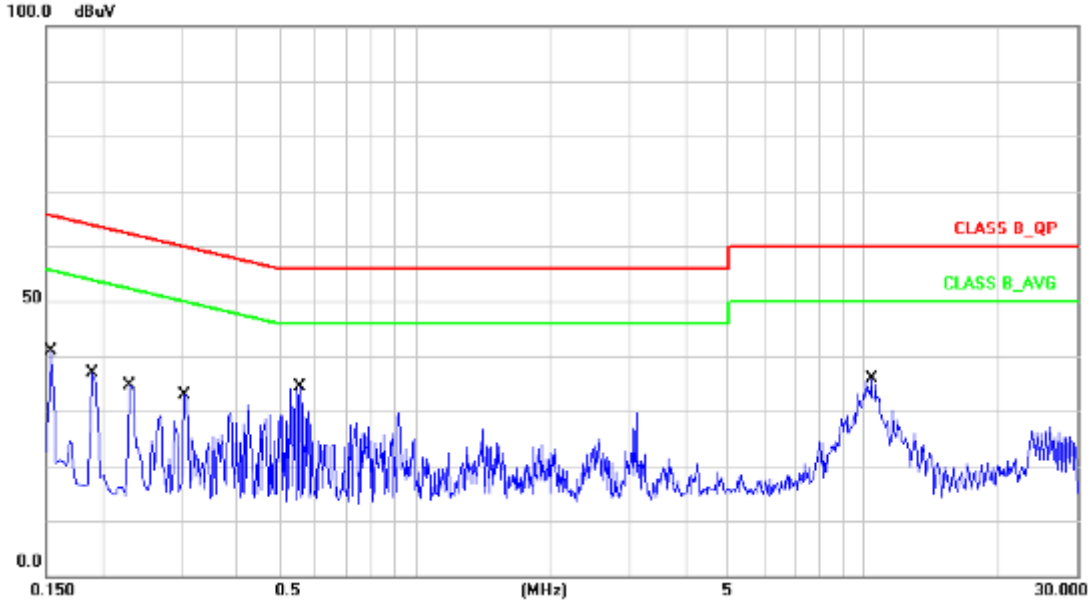

No.	Frequency (MHz)	Factor (dB)	Reading (dBuV)	Level (dBuV)	Limit (dBuV)	Margin (dB)	Detector
1	0.1539	10.15	14.54	24.69	65.78	-41.09	QP
2	0.1539	10.15	2.67	12.82	55.78	-42.96	AVG
3	0.1900	10.13	10.73	20.86	64.03	-43.17	QP
4	0.1900	10.13	-1.44	8.69	54.03	-45.34	AVG
5	0.2300	10.13	7.60	17.73	62.45	-44.72	QP
6	0.2300	10.13	-3.24	6.89	52.45	-45.56	AVG
7	0.3060	10.14	5.04	15.18	60.08	-44.90	QP
8	0.3060	10.14	-3.82	6.32	50.08	-43.76	AVG
9	0.5540	10.16	16.51	26.67	56.00	-29.33	QP
10	0.5540	10.16	-3.24	6.92	46.00	-39.08	AVG
11	10.4100	10.31	14.37	24.68	60.00	-35.32	QP
12	10.4100	10.31	-4.58	5.73	50.00	-44.27	AVG

Note: Level = Reading + Factor

Margin = Level – Limit

Factor = (LISN or ISN or PLC or current probe) Factor + Cable Loss+ Attenuator

Power :	AC 110V/60Hz	Pol/Phase :	NEUTRAL
Test Mode 13 :	Full Load for GTM96600-6524-R2 (24V, 2.7A)）	Temperature :	25°C
Memo :		Humidity :	53 %
Test Date :	2019.09.08		

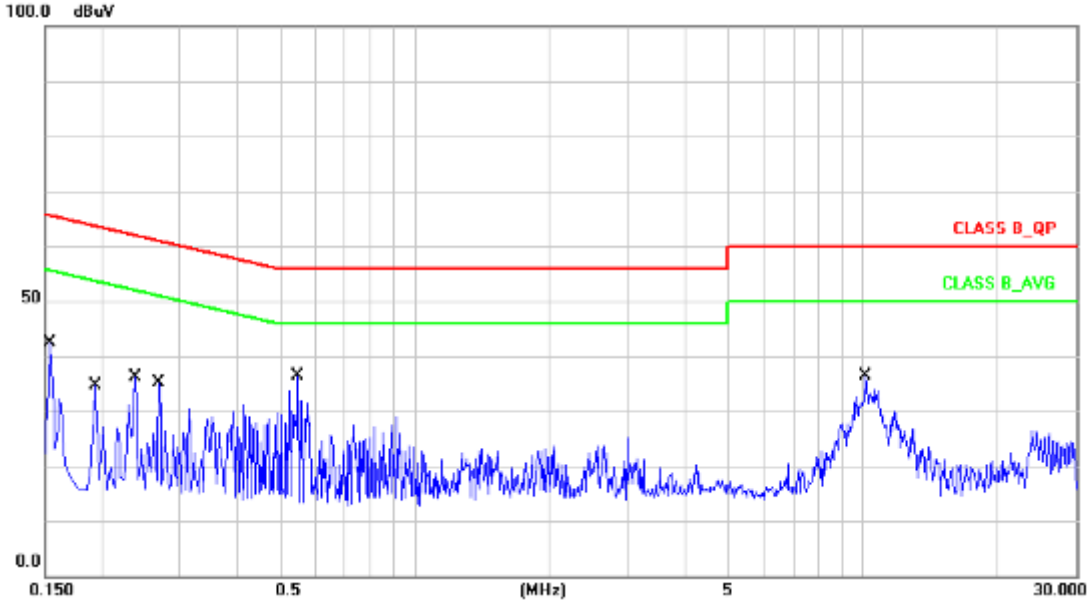

No.	Frequency (MHz)	Factor (dB)	Reading (dBuV)	Level (dBuV)	Limit (dBuV)	Margin (dB)	Detector
1	0.1539	10.15	15.91	26.06	65.78	-39.72	QP
2	0.1539	10.15	2.10	12.25	55.78	-43.53	AVG
3	0.1940	10.14	11.68	21.82	63.86	-42.04	QP
4	0.1940	10.14	0.51	10.65	53.86	-43.21	AVG
5	0.2380	10.14	10.01	20.15	62.16	-42.01	QP
6	0.2380	10.14	-2.84	7.30	52.16	-44.86	AVG
7	0.2700	10.14	8.24	18.38	61.12	-42.74	QP
8	0.2700	10.14	-1.27	8.87	51.12	-42.25	AVG
9	0.5500	10.15	16.55	26.70	56.00	-29.30	QP
10	0.5500	10.15	-3.17	6.98	46.00	-39.02	AVG
11	10.1300	10.31	15.94	26.25	60.00	-33.75	QP
12	10.1300	10.31	-4.50	5.81	50.00	-44.19	AVG

Note: Level = Reading + Factor

Margin = Level – Limit

Factor = (LISN or ISN or PLC or current probe) Factor + Cable Loss+ Attenuator

Power :	AC 110V/60Hz	Pol/Phase :	LINE
Test Mode 14 :	Half Load for GTM96600-6524-R2 (24V, 1.35A)）	Temperature :	25°C
Memo :		Humidity :	53 %
Test Date :	2019.09.08		

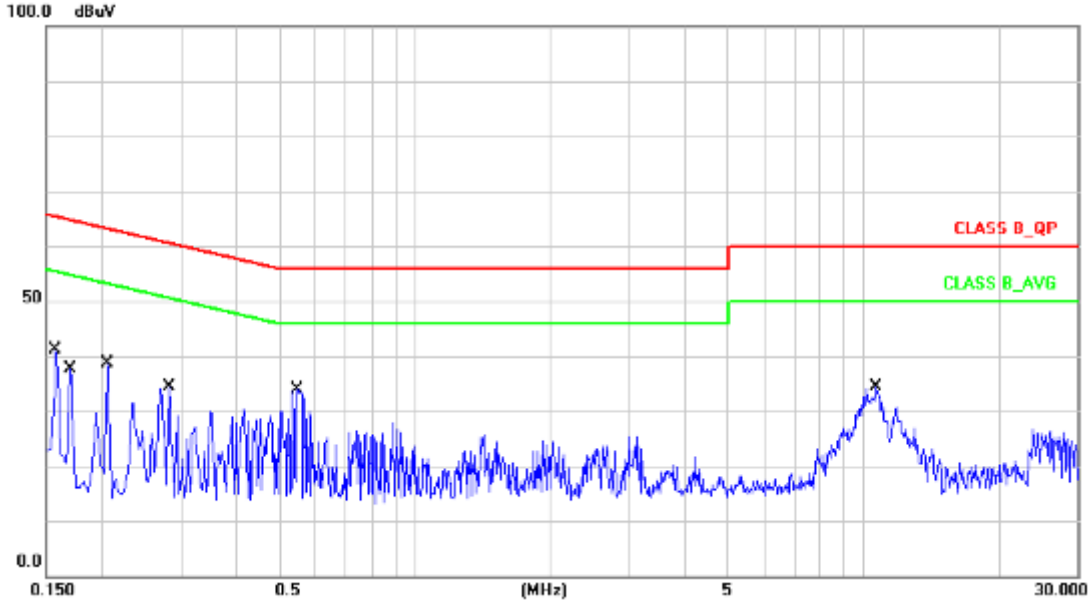

No.	Frequency (MHz)	Factor (dB)	Reading (dBuV)	Level (dBuV)	Limit (dBuV)	Margin (dB)	Detector
1	0.1580	10.15	14.59	24.74	65.56	-40.82	QP
2	0.1580	10.15	1.07	11.22	55.56	-44.34	AVG
3	0.1700	10.15	14.83	24.98	64.96	-39.98	QP
4	0.1700	10.15	-1.37	8.78	54.96	-46.18	AVG
5	0.2060	10.13	9.90	20.03	63.36	-43.33	QP
6	0.2060	10.13	-2.37	7.76	53.36	-45.60	AVG
7	0.2819	10.14	6.85	16.99	60.76	-43.77	QP
8	0.2819	10.14	-1.23	8.91	50.76	-41.85	AVG
9	0.5460	10.16	13.12	23.28	56.00	-32.72	QP
10	0.5460	10.16	-3.53	6.63	46.00	-39.37	AVG
11	10.6780	10.33	12.56	22.89	60.00	-37.11	QP
12	10.6780	10.33	-4.91	5.42	50.00	-44.58	AVG

Note: Level = Reading + Factor

Margin = Level – Limit

Factor = (LISN or ISN or PLC or current probe) Factor + Cable Loss+ Attenuator

Power :	AC 110V/60Hz	Pol/Phase :	NEUTRAL
Test Mode 14 :	Half Load for GTM96600-6524-R2 (24V, 1.35A)）	Temperature :	25°C
Memo :		Humidity :	53 %
Test Date :	2019.09.08		

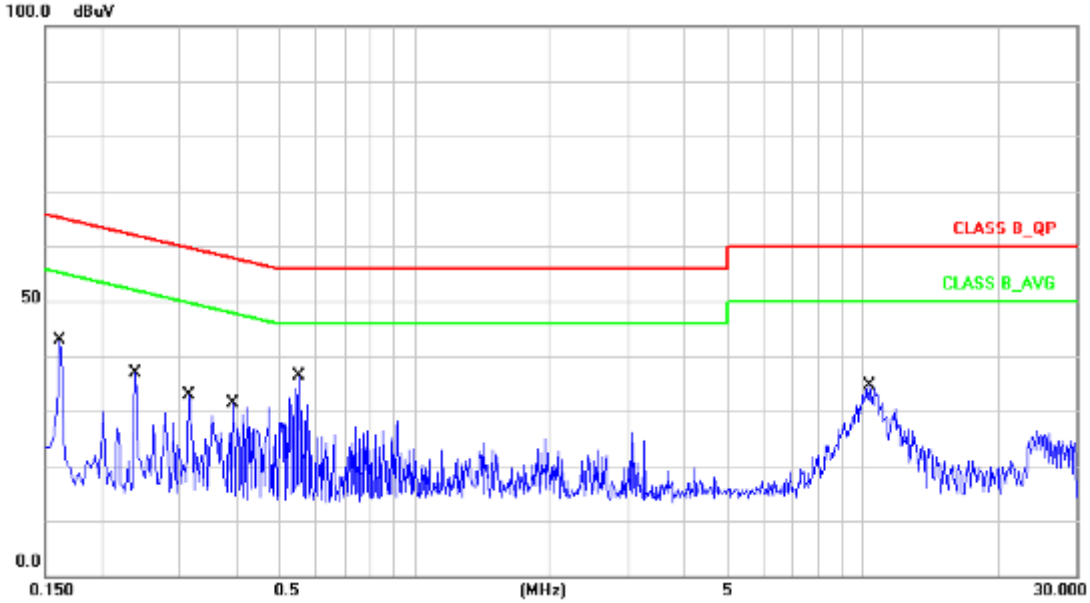

No.	Frequency (MHz)	Factor (dB)	Reading (dBuV)	Level (dBuV)	Limit (dBuV)	Margin (dB)	Detector
1	0.1620	10.15	14.34	24.49	65.36	-40.87	QP
2	0.1620	10.15	-0.08	10.07	55.36	-45.29	AVG
3	0.2380	10.14	9.87	20.01	62.16	-42.15	QP
4	0.2380	10.14	-2.77	7.37	52.16	-44.79	AVG
5	0.3140	10.14	7.08	17.22	59.86	-42.64	QP
6	0.3140	10.14	-3.81	6.33	49.86	-43.53	AVG
7	0.3940	10.15	9.11	19.26	57.98	-38.72	QP
8	0.3940	10.15	-3.55	6.60	47.98	-41.38	AVG
9	0.5540	10.15	16.34	26.49	56.00	-29.51	QP
10	0.5540	10.15	-3.21	6.94	46.00	-39.06	AVG
11	10.3940	10.32	14.04	24.36	60.00	-35.64	QP
12	10.3940	10.32	-4.72	5.60	50.00	-44.40	AVG

Note: Level = Reading + Factor

Margin = Level – Limit

Factor = (LISN or ISN or PLC or current probe) Factor + Cable Loss+ Attenuator

Power :	AC 110V/60Hz	Pol/Phase :	LINE
Test Mode 15 :	Full Load for GTM96600-6530-R2 (30V, 2.16A)	Temperature :	25°C
Memo :		Humidity :	53 %
Test Date :	2019.09.08		

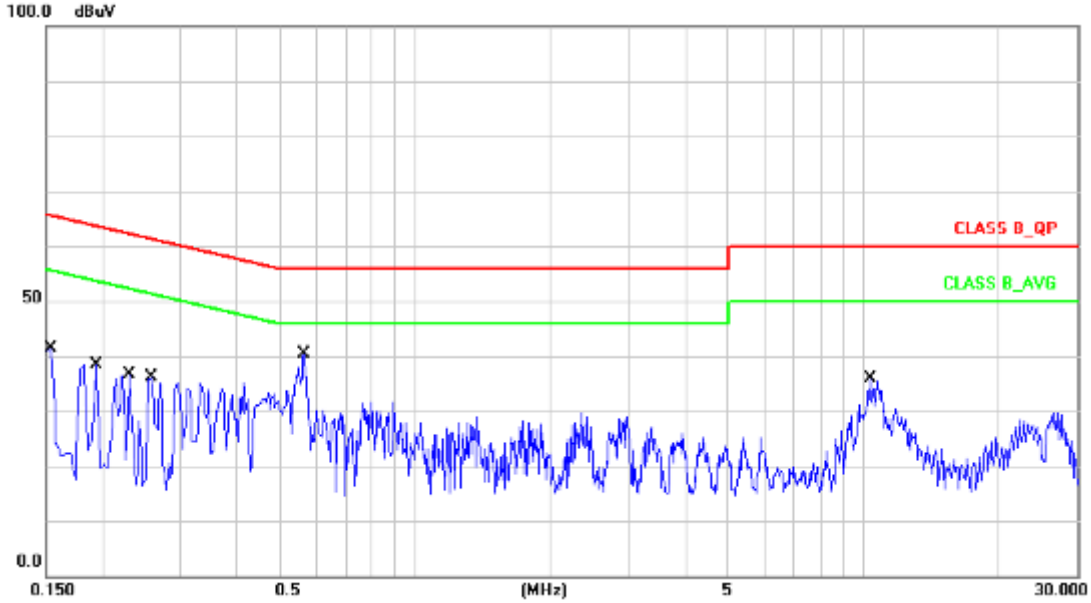

No.	Frequency (MHz)	Factor (dB)	Reading (dBuV)	Level (dBuV)	Limit (dBuV)	Margin (dB)	Detector
1	0.1539	10.15	18.31	28.46	65.78	-37.32	QP
2	0.1539	10.15	4.00	14.15	55.78	-41.63	AVG
3	0.1940	10.13	15.26	25.39	63.86	-38.47	QP
4	0.1940	10.13	1.39	11.52	53.86	-42.34	AVG
5	0.2300	10.13	12.49	22.62	62.45	-39.83	QP
6	0.2300	10.13	-2.63	7.50	52.45	-44.95	AVG
7	0.2580	10.14	11.79	21.93	61.49	-39.56	QP
8	0.2580	10.14	1.69	11.83	51.49	-39.66	AVG
9	0.5660	10.16	20.35	30.51	56.00	-25.49	QP
10	0.5660	10.16	-2.20	7.96	46.00	-38.04	AVG
11	10.3460	10.31	13.87	24.18	60.00	-35.82	QP
12	10.3460	10.31	-4.73	5.58	50.00	-44.42	AVG

Note: Level = Reading + Factor

Margin = Level – Limit

Factor = (LISN or ISN or PLC or current probe) Factor + Cable Loss+ Attenuator

Power :	AC 110V/60Hz	Pol/Phase :	NEUTRAL
Test Mode 15 :	Full Load for GTM96600-6530-R2(30V, 2.16A)	Temperature :	25°C
Memo :		Humidity :	53 %
Test Date :	2019.09.08		

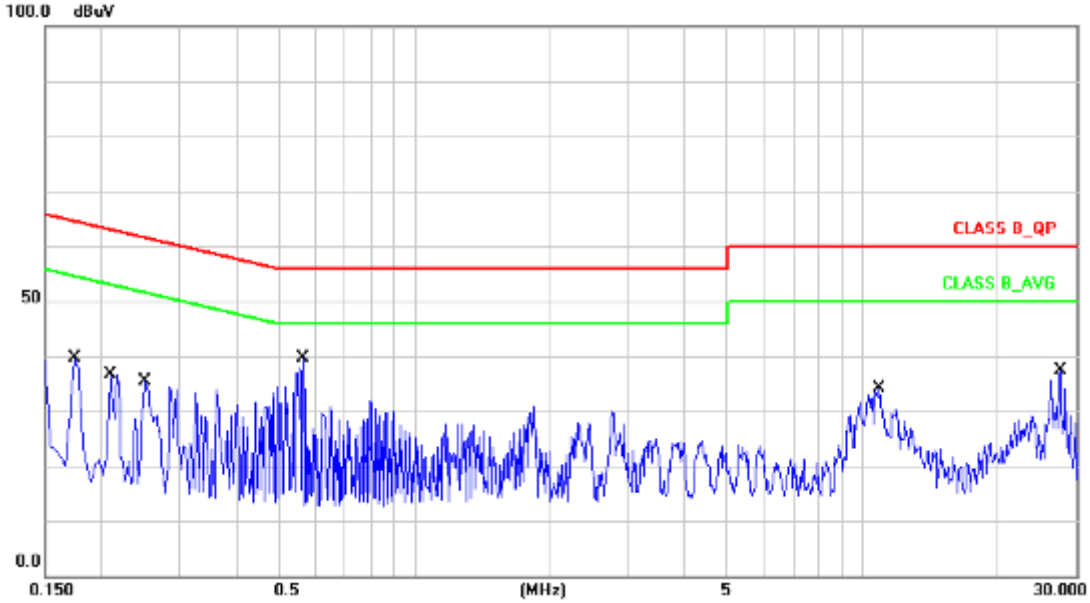

No.	Frequency (MHz)	Factor (dB)	Reading (dBuV)	Level (dBuV)	Limit (dBuV)	Margin (dB)	Detector
1	0.1740	10.15	15.33	25.48	64.76	-39.28	QP
2	0.1740	10.15	-1.81	8.34	54.76	-46.42	AVG
3	0.2100	10.14	12.55	22.69	63.20	-40.51	QP
4	0.2100	10.14	-2.57	7.57	53.20	-45.63	AVG
5	0.2500	10.14	11.18	21.32	61.75	-40.43	QP
6	0.2500	10.14	-2.25	7.89	51.75	-43.86	AVG
7	0.5660	10.15	20.19	30.34	56.00	-25.66	QP
8	0.5660	10.15	-2.23	7.92	46.00	-38.08	AVG
9	10.9100	10.35	8.71	19.06	60.00	-40.94	QP
10	10.9100	10.35	-3.53	6.82	50.00	-43.18	AVG
11	27.6900	10.34	3.71	14.05	60.00	-45.95	QP
12	27.6900	10.34	-4.55	5.79	50.00	-44.21	AVG

Note: Level = Reading + Factor

Margin = Level – Limit

Factor = (LISN or ISN or PLC or current probe) Factor + Cable Loss+ Attenuator

Power :	AC 110V/60Hz	Pol/Phase :	LINE
Test Mode 16 :	Half Load for GTM96600-6530-R2 (30V, 1.08A)	Temperature :	25°C
Memo :		Humidity :	53 %
Test Date :	2019.09.08		

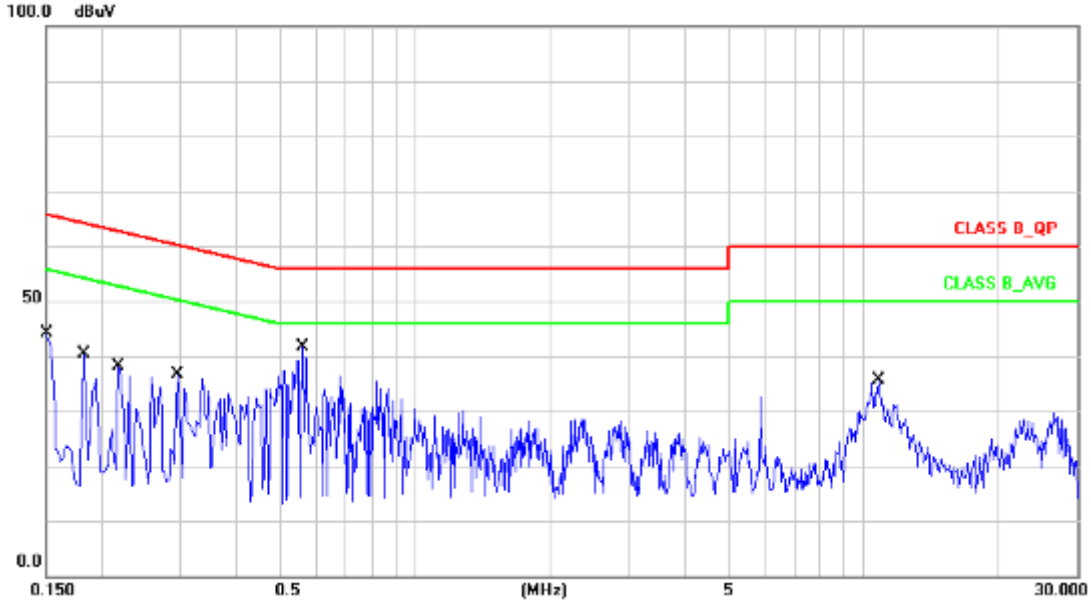

No.	Frequency (MHz)	Factor (dB)	Reading (dBuV)	Level (dBuV)	Limit (dBuV)	Margin (dB)	Detector
1	0.1500	10.15	18.50	28.65	65.99	-37.34	QP
2	0.1500	10.15	6.12	16.27	55.99	-39.72	AVG
3	0.1819	10.13	14.64	24.77	64.39	-39.62	QP
4	0.1819	10.13	-2.22	7.91	54.39	-46.48	AVG
5	0.2180	10.13	14.25	24.38	62.89	-38.51	QP
6	0.2180	10.13	-1.98	8.15	52.89	-44.74	AVG
7	0.2940	10.14	10.83	20.97	60.41	-39.44	QP
8	0.2940	10.14	-2.69	7.45	50.41	-42.96	AVG
9	0.5620	10.16	22.19	32.35	56.00	-23.65	QP
10	0.5620	10.16	-1.45	8.71	46.00	-37.29	AVG
11	10.8300	10.33	15.06	25.39	60.00	-34.61	QP
12	10.8300	10.33	-4.59	5.74	50.00	-44.26	AVG

Note: Level = Reading + Factor

Margin = Level – Limit

Factor = (LISN or ISN or PLC or current probe) Factor + Cable Loss+ Attenuator

Power :	AC 110V/60Hz	Pol/Phase :	NEUTRAL
Test Mode 16 :	Half Load for GTM96600-6530-R2 (30V, 1.08A)	Temperature :	25°C
Memo :		Humidity :	53 %
Test Date :	2019.09.08		

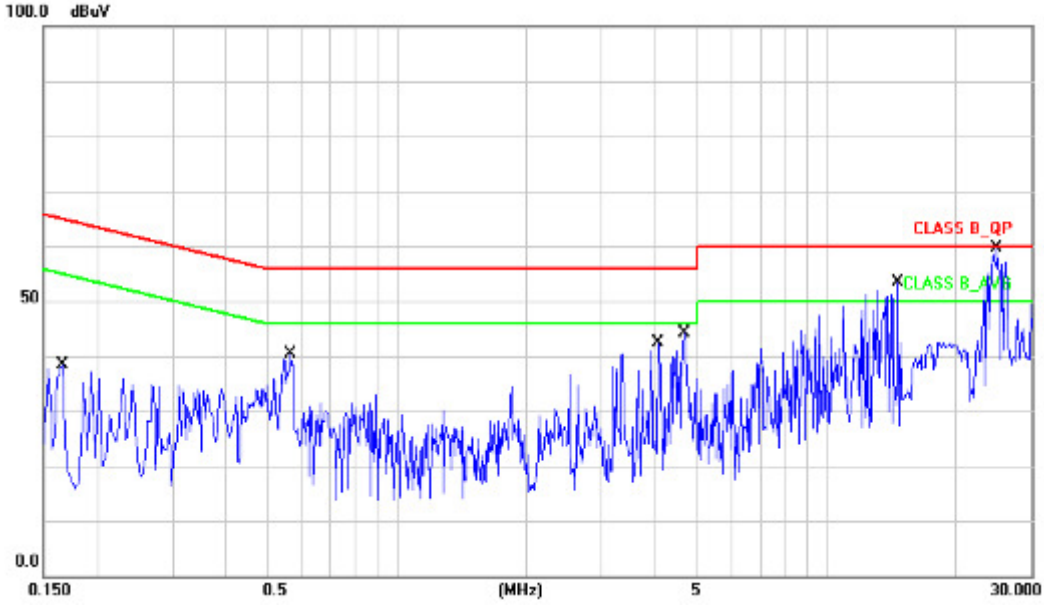

No.	Frequency (MHz)	Factor (dB)	Reading (dBuV)	Level (dBuV)	Limit (dBuV)	Margin (dB)	Detector
1	0.1660	10.15	15.92	26.07	65.15	-39.08	QP
2	0.1660	10.15	0.40	10.55	55.15	-44.60	AVG
3	0.5660	10.15	21.44	31.59	56.00	-24.41	QP
4	0.5660	10.15	-1.76	8.39	46.00	-37.61	AVG
5	4.0580	10.25	13.18	23.43	56.00	-32.57	QP
6	4.0580	10.25	-2.06	8.19	46.00	-37.81	AVG
7	4.6860	10.26	5.51	15.77	56.00	-40.23	QP
8	4.6860	10.26	-3.81	6.45	46.00	-39.55	AVG
9	14.7060	10.55	5.38	15.93	60.00	-44.07	QP
10	14.7060	10.55	-4.91	5.64	50.00	-44.36	AVG
11	24.9340	10.37	35.89	46.26	60.00	-13.74	QP
12	24.9340	10.37	14.84	25.21	50.00	-24.79	AVG

Note: Level = Reading + Factor

Margin = Level – Limit

Factor = (LISN or ISN or PLC or current probe) Factor + Cable Loss+ Attenuator

Power :	AC 110V/60Hz	Pol/Phase :	LINE
Test Mode 17 :	Full Load for GTM96600-6548-R2 (48V, 1.35A)	Temperature :	25°C
Memo :		Humidity :	53 %
Test Date :	2019.09.08		

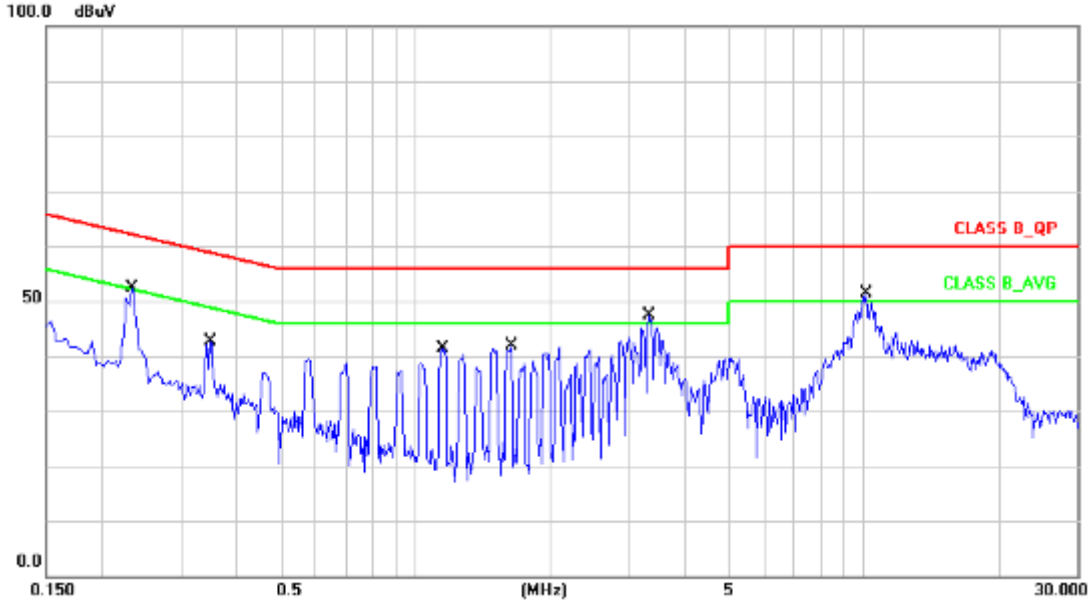

No.	Frequency (MHz)	Factor (dB)	Reading (dBuV)	Level (dBuV)	Limit (dBuV)	Margin (dB)	Detector
1	0.2340	10.13	39.83	49.96	62.30	-12.34	QP
2	0.2340	10.13	27.77	37.90	52.30	-14.40	AVG
3	0.3500	10.15	30.33	40.48	58.96	-18.48	QP
4	0.3500	10.15	18.01	28.16	48.96	-20.80	AVG
5	1.1500	10.17	29.81	39.98	56.00	-16.02	QP
6	1.1500	10.17	20.72	30.89	46.00	-15.11	AVG
7	1.6380	10.18	16.39	26.57	56.00	-29.43	QP
8	1.6380	10.18	1.77	11.95	46.00	-34.05	AVG
9	3.3420	10.22	27.04	37.26	56.00	-18.74	QP
10	3.3420	10.22	13.76	23.98	46.00	-22.02	AVG
11	10.1580	10.30	30.77	41.07	60.00	-18.93	QP
12	10.1580	10.30	18.49	28.79	50.00	-21.21	AVG

Note: Level = Reading + Factor

Margin = Level – Limit

Factor = (LISN or ISN or PLC or current probe) Factor + Cable Loss+ Attenuator

Power :	AC 110V/60Hz	Pol/Phase :	NEUTRAL
Test Mode 17 :	Full Load for GTM96600-6548-R2 (48V, 1.35A)	Temperature :	25°C
Memo :		Humidity :	53 %
Test Date :	2019.09.08		

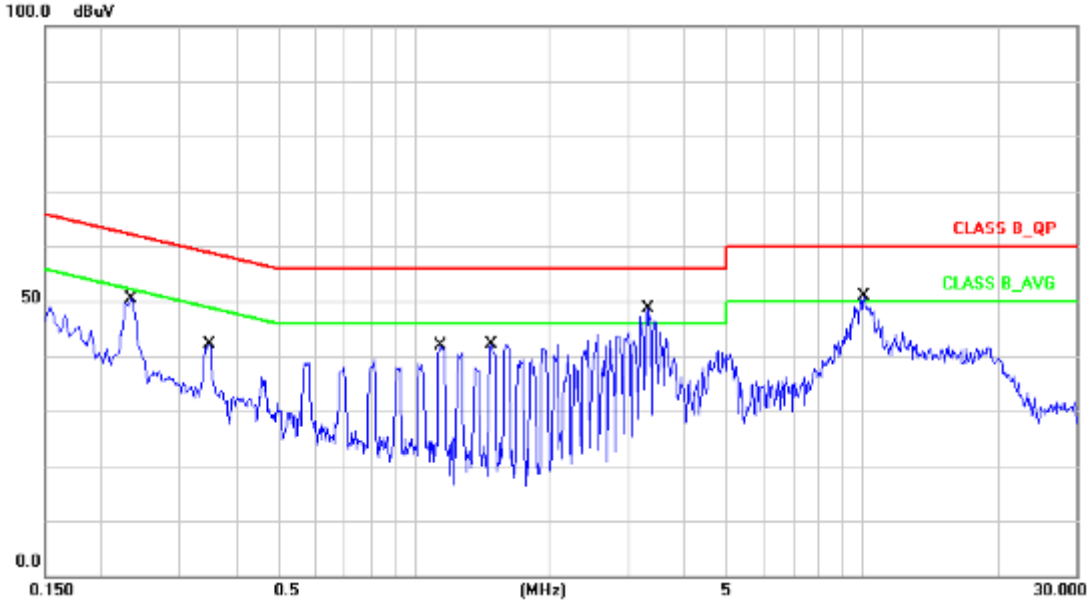

No.	Frequency (MHz)	Factor (dB)	Reading (dBuV)	Level (dBuV)	Limit (dBuV)	Margin (dB)	Detector
1	0.2340	10.14	37.51	47.65	62.30	-14.65	QP
2	0.2340	10.14	26.32	36.46	52.30	-15.84	AVG
3	0.3500	10.14	28.67	38.81	58.96	-20.15	QP
4	0.3500	10.14	15.44	25.58	48.96	-23.38	AVG
5	1.1420	10.19	30.33	40.52	56.00	-15.48	QP
6	1.1420	10.19	21.75	31.94	46.00	-14.06	AVG
7	1.4819	10.19	30.40	40.59	56.00	-15.41	QP
8	1.4819	10.19	20.05	30.24	46.00	-15.76	AVG
9	3.3260	10.24	35.43	45.67	56.00	-10.33	QP
10	3.3260	10.24	17.68	27.92	46.00	-18.08	AVG
11	10.1100	10.31	36.73	47.04	60.00	-12.96	QP
12	10.1100	10.31	21.91	32.22	50.00	-17.78	AVG

Note: Level = Reading + Factor

Margin = Level – Limit

Factor = (LISN or ISN or PLC or current probe) Factor + Cable Loss+ Attenuator

Power :	AC 110V/60Hz	Pol/Phase :	LINE
Test Mode 18 :	Half Load for GTM96600-6548-R2 (48V, 0.675A)	Temperature :	25°C
Memo :		Humidity :	53 %
Test Date :	2019.09.08		

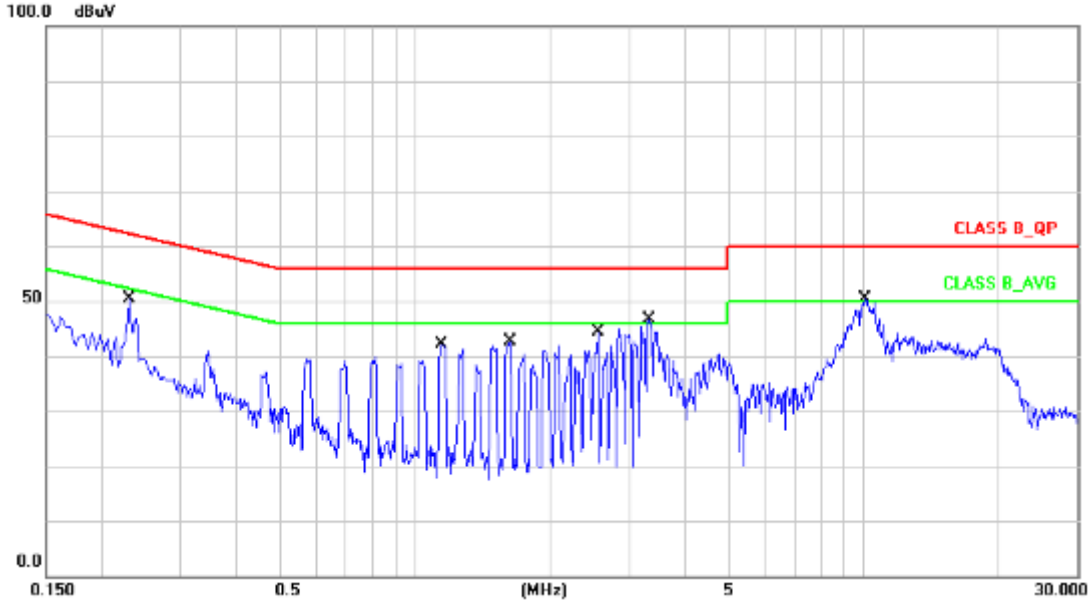

No.	Frequency (MHz)	Factor (dB)	Reading (dBuV)	Level (dBuV)	Limit (dBuV)	Margin (dB)	Detector
1	0.2300	10.13	38.01	48.14	62.45	-14.31	QP
2	0.2300	10.13	30.70	40.83	52.45	-11.62	AVG
3	1.1420	10.17	30.70	40.87	56.00	-15.13	QP
4	1.1420	10.17	22.14	32.31	46.00	-13.69	AVG
5	1.6300	10.18	29.38	39.56	56.00	-16.44	QP
6	1.6300	10.18	12.82	23.00	46.00	-23.00	AVG
7	2.5620	10.20	26.51	36.71	56.00	-19.29	QP
8	2.5620	10.20	7.41	17.61	46.00	-28.39	AVG
9	3.3140	10.22	33.59	43.81	56.00	-12.19	QP
10	3.3140	10.22	17.58	27.80	46.00	-18.20	AVG
11	10.1020	10.30	34.30	44.60	60.00	-15.40	QP
12	10.1020	10.30	19.42	29.72	50.00	-20.28	AVG

Note: Level = Reading + Factor

Margin = Level – Limit

Factor = (LISN or ISN or PLC or current probe) Factor + Cable Loss+ Attenuator

Power :	AC 110V/60Hz	Pol/Phase :	NEUTRAL
Test Mode 18 :	Half Load for GTM96600-6548-R2 (48V, 0.675A)	Temperature :	25°C
Memo :		Humidity :	53 %
Test Date :	2019.09.08		

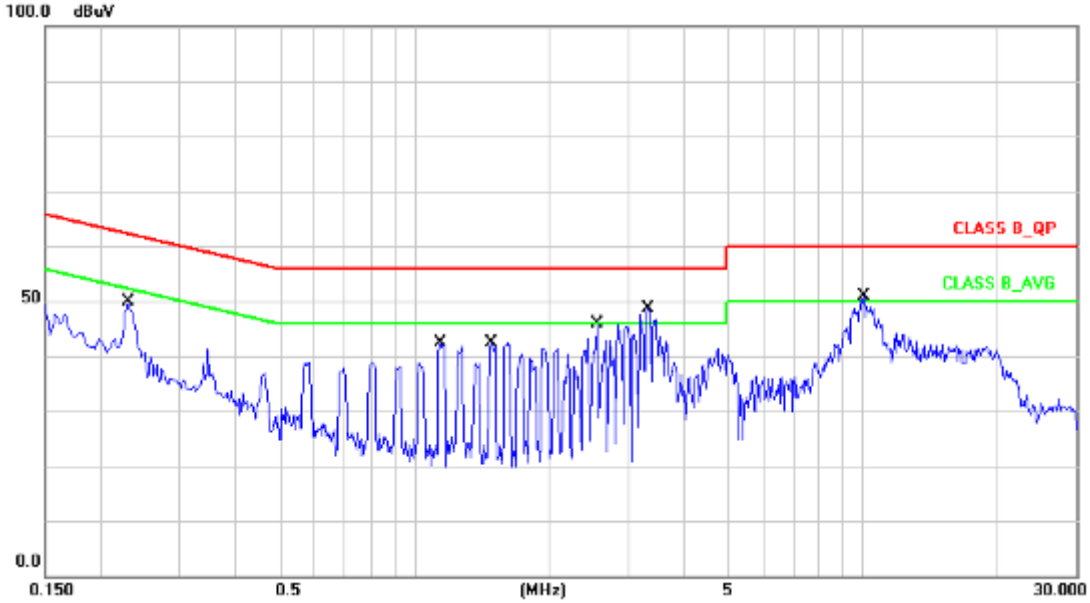

No.	Frequency (MHz)	Factor (dB)	Reading (dBuV)	Level (dBuV)	Limit (dBuV)	Margin (dB)	Detector
1	0.2300	10.14	37.59	47.73	62.45	-14.72	QP
2	0.2300	10.14	30.19	40.33	52.45	-12.12	AVG
3	1.1460	10.19	30.73	40.92	56.00	-15.08	QP
4	1.1460	10.19	21.90	32.09	46.00	-13.91	AVG
5	1.4819	10.19	30.59	40.78	56.00	-15.22	QP
6	1.4819	10.19	19.90	30.09	46.00	-15.91	AVG
7	2.5579	10.21	31.25	41.46	56.00	-14.54	QP
8	2.5579	10.21	13.34	23.55	46.00	-22.45	AVG
9	3.3300	10.24	33.87	44.11	56.00	-11.89	QP
10	3.3300	10.24	16.68	26.92	46.00	-19.08	AVG
11	10.1020	10.31	35.65	45.96	60.00	-14.04	QP
12	10.1020	10.31	20.79	31.10	50.00	-18.90	AVG

Note: Level = Reading + Factor

Margin = Level – Limit

Factor = (LISN or ISN or PLC or current probe) Factor + Cable Loss+ Attenuator

Power :	AC 110V/60Hz	Pol/Phase :	LINE
Test Mode 19 :	Full Load for GTM96600-6554-R2 (54V, 1.2A)	Temperature :	25°C
Memo :		Humidity :	53 %
Test Date :	2019.09.08		

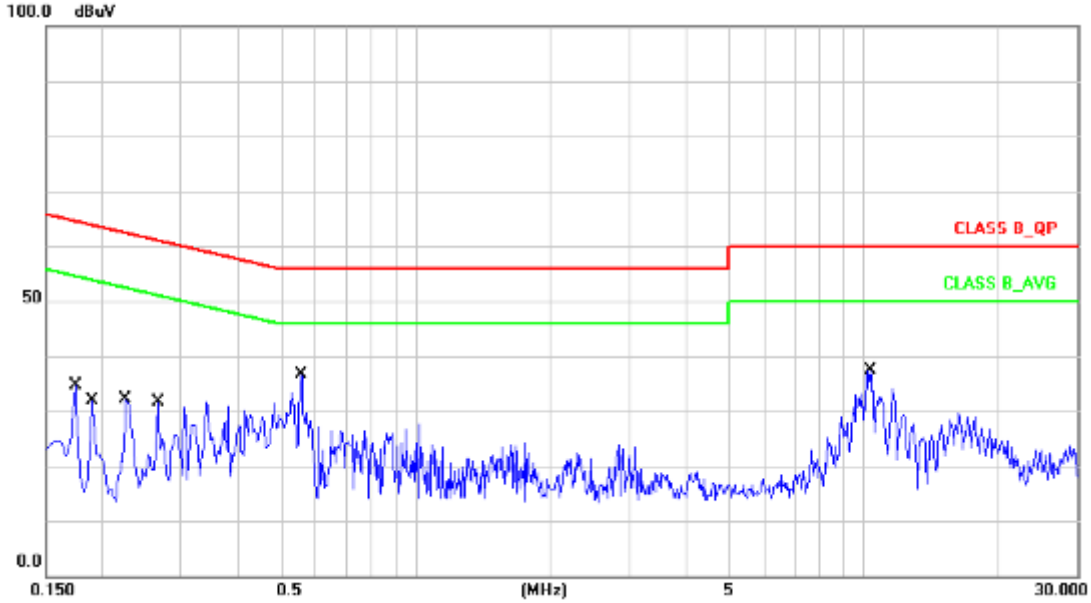

No.	Frequency (MHz)	Factor (dB)	Reading (dBuV)	Level (dBuV)	Limit (dBuV)	Margin (dB)	Detector
1	0.1740	10.15	13.49	23.64	64.76	-41.12	QP
2	0.1740	10.15	-1.27	8.88	54.76	-45.88	AVG
3	0.1900	10.13	11.00	21.13	64.03	-42.90	QP
4	0.1900	10.13	-1.03	9.10	54.03	-44.93	AVG
5	0.2260	10.13	9.42	19.55	62.59	-43.04	QP
6	0.2260	10.13	-2.58	7.55	52.59	-45.04	AVG
7	0.2660	10.14	9.63	19.77	61.24	-41.47	QP
8	0.2660	10.14	-1.49	8.65	51.24	-42.59	AVG
9	0.5580	10.16	21.14	31.30	56.00	-24.70	QP
10	0.5580	10.16	0.09	10.25	46.00	-35.75	AVG
11	10.3620	10.31	19.03	29.34	60.00	-30.66	QP
12	10.3620	10.31	-1.83	8.48	50.00	-41.52	AVG

Note: Level = Reading + Factor

Margin = Level – Limit

Factor = (LISN or ISN or PLC or current probe) Factor + Cable Loss+ Attenuator

Power :	AC 110V/60Hz	Pol/Phase :	NEUTRAL
Test Mode 19 :	Full Load for GTM96600-6554-R2(54V, 1.2A）	Temperature :	25°C
Memo :		Humidity :	53 %
Test Date :	2019.09.08		

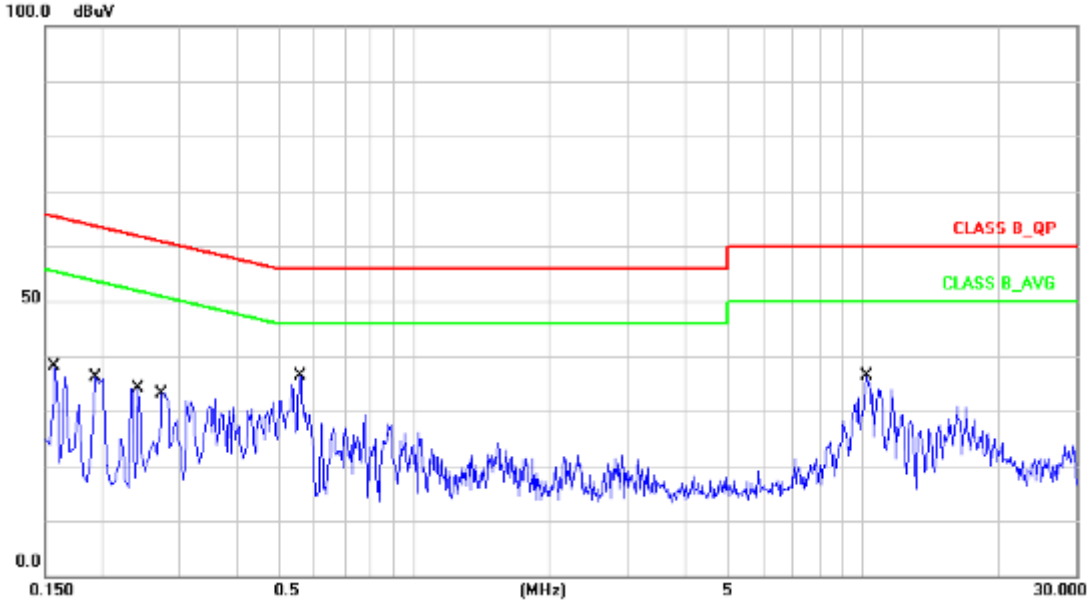

No.	Frequency (MHz)	Factor (dB)	Reading (dBuV)	Level (dBuV)	Limit (dBuV)	Margin (dB)	Detector
1	0.1582	10.15	15.38	25.53	65.55	-40.02	QP
2	0.1582	10.15	1.59	11.74	55.55	-43.81	AVG
3	0.1945	10.14	13.36	23.50	63.84	-40.34	QP
4	0.1945	10.14	0.84	10.98	53.84	-42.86	AVG
5	0.2420	10.14	11.30	21.44	62.02	-40.58	QP
6	0.2420	10.14	-2.30	7.84	52.02	-44.18	AVG
7	0.2740	10.14	10.42	20.56	60.99	-40.43	QP
8	0.2740	10.14	-2.01	8.13	50.99	-42.86	AVG
9	0.5580	10.15	21.03	31.18	56.00	-24.82	QP
10	0.5580	10.15	0.06	10.21	46.00	-35.79	AVG
11	10.2620	10.31	18.46	28.77	60.00	-31.23	QP
12	10.2620	10.31	-2.11	8.20	50.00	-41.80	AVG

Note: Level = Reading + Factor

Margin = Level – Limit

Factor = (LISN or ISN or PLC or current probe) Factor + Cable Loss+ Attenuator

Power :	AC 110V/60Hz	Pol/Phase :	LINE
Test Mode 20 :	Half Load for GTM96600-6554-R2 (54V, 0.6A）	Temperature :	25°C
Memo :		Humidity :	53 %
Test Date :	2019.09.08		

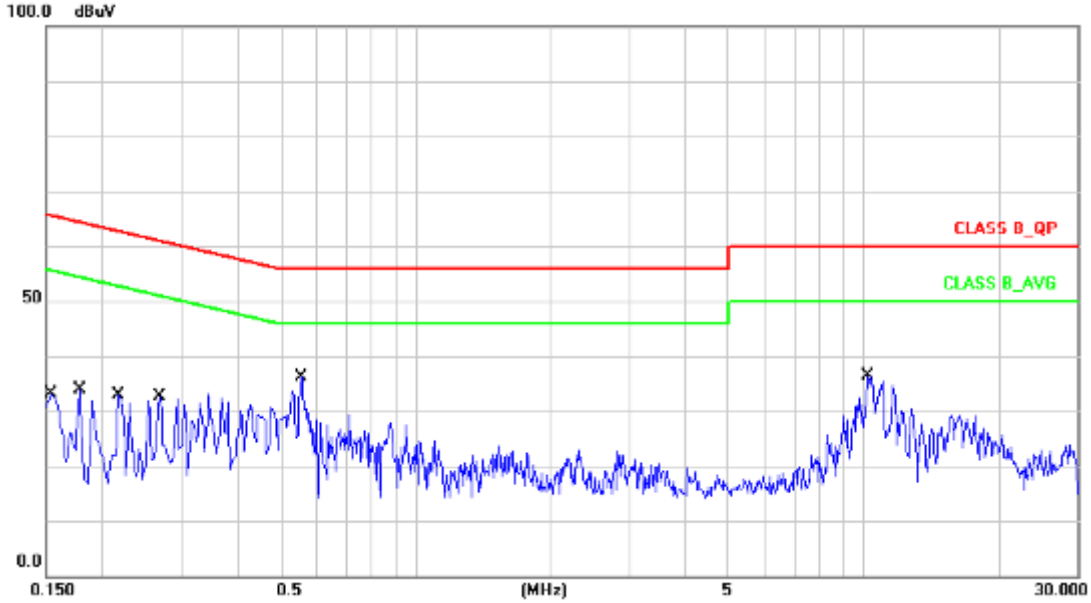

No.	Frequency (MHz)	Factor (dB)	Reading (dBuV)	Level (dBuV)	Limit (dBuV)	Margin (dB)	Detector
1	0.1539	10.15	11.79	21.94	65.78	-43.84	QP
2	0.1539	10.15	3.66	13.81	55.78	-41.97	AVG
3	0.1780	10.13	12.02	22.15	64.57	-42.42	QP
4	0.1780	10.13	-1.82	8.31	54.57	-46.26	AVG
5	0.2180	10.13	10.88	21.01	62.89	-41.88	QP
6	0.2180	10.13	-2.19	7.94	52.89	-44.95	AVG
7	0.2700	10.14	9.56	19.70	61.12	-41.42	QP
8	0.2700	10.14	-0.34	9.80	51.12	-41.32	AVG
9	0.5580	10.16	21.10	31.26	56.00	-24.74	QP
10	0.5580	10.16	0.12	10.28	46.00	-35.72	AVG
11	10.2860	10.31	19.94	30.25	60.00	-29.75	QP
12	10.2860	10.31	-1.64	8.67	50.00	-41.33	AVG

Note: Level = Reading + Factor

Margin = Level – Limit

Factor = (LISN or ISN or PLC or current probe) Factor + Cable Loss+ Attenuator

Power :	AC 110V/60Hz	Pol/Phase :	NEUTRAL
Test Mode 20 :	Half Load for GTM96600-6554-R2 (54V, 0.6A）	Temperature :	25°C
Memo :		Humidity :	53 %
Test Date :	2019.09.08		

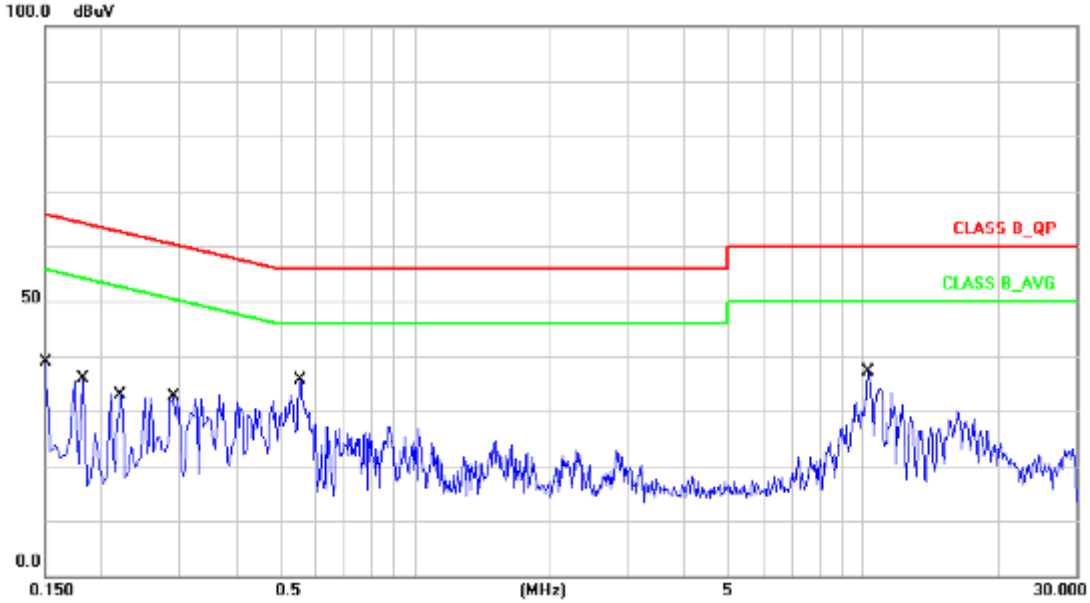

No.	Frequency (MHz)	Factor (dB)	Reading (dBuV)	Level (dBuV)	Limit (dBuV)	Margin (dB)	Detector
1	0.1500	10.15	17.18	27.33	65.99	-38.66	QP
2	0.1500	10.15	5.46	15.61	55.99	-40.38	AVG
3	0.1819	10.14	13.03	23.17	64.39	-41.22	QP
4	0.1819	10.14	-2.43	7.71	54.39	-46.68	AVG
5	0.2220	10.14	11.40	21.54	62.74	-41.20	QP
6	0.2220	10.14	-2.05	8.09	52.74	-44.65	AVG
7	0.2900	10.14	12.97	23.11	60.52	-37.41	QP
8	0.2900	10.14	-2.04	8.10	50.52	-42.42	AVG
9	0.5580	10.15	21.06	31.21	56.00	-24.79	QP
10	0.5580	10.15	0.06	10.21	46.00	-35.79	AVG
11	10.3340	10.32	20.00	30.32	60.00	-29.68	QP
12	10.3340	10.32	-1.47	8.85	50.00	-41.15	AVG

Note: Level = Reading + Factor

Margin = Level – Limit

Factor = (LISN or ISN or PLC or current probe) Factor + Cable Loss+ Attenuator

測試工程師 :

3.6. 電信埠之傳導干擾測試結果及數據

因本申請件無電信埠，故不需量測電信埠之傳導擾動。

3.7. 電源端之傳導干擾配置照片

正面照

側面照

4. 輻射干擾場強之量測

4.1. 適用標準

輻射干擾場強量測係依照 CNS 13438 之量測方法量測，測試取樣頻寬為 120KHz 量測範圍自 30MHz 至 1000MHz 及頻寬為 1MHz 量測範圍自 1000MHz 至 6000MHz。待測物被置於一非金屬性木桌，桌面離金屬地平面 0.8 米 (場地配置圖請參考章節 10.5.)。所有支援週邊及連接線位置均以合理且可能之應用情況，做任意擺設以獲得最大之輻射干擾場強。

乙類資訊技術設備在 10m 量測距離時之輻射擾動限制值

頻率範圍 MHz	限制值 dB (uV/m)
30~230	30
230~1000	37
備註: 1. 在頻率的轉換點，應採用較嚴之限制值。 2. 當擾動發生時，可能須增加額外的規定。	

乙類資訊技術設備在 3m 量測距離時之輻射擾動限制值

頻率範圍 GHz	平均限制值 dB (uV/m)	峰值限制值 dB (uV/m)
1~3	50	70
3~6	54	74
備註: 1. 在頻率的轉換點，應採用較嚴之限制值。		

4.2. 測試程式

a. 待測物放置於離金屬地平面 0.8 m，且可旋轉之木桌上。

b. 置天線於離待測物 10 m 或 3m 之處，且將天線安裝於可升降改變高度及旋轉改變水準，垂直之天線架上。

c. 將所有支援週邊及待測設備樣品之電源開啟，並執行適當的測試程式。

d. 設定測試儀器至峰值偵測功能並且設定頻寬及峰值保留模式。

e. 待測物放置於木桌上自 0 度旋轉至 360 度以獲得最大輻射干擾場強之角度位置。

f. 天線以水準極性及垂直極性由離地 1 m 至 4 m 高度移動位置以獲得最大之輻射強度。

g. 若待測物之輻射峰值低於限制值 6dB 以上，則將終止測試，並以峰值之讀值作為報告之紀錄；反之，若無 6dB 餘裕範圍之輻射訊號，則每一訊號皆以準峰值或平均值之測試方法量測，並記錄於報告之中。

4.3. 測試擺設圖

1GHz 以下測試擺設圖

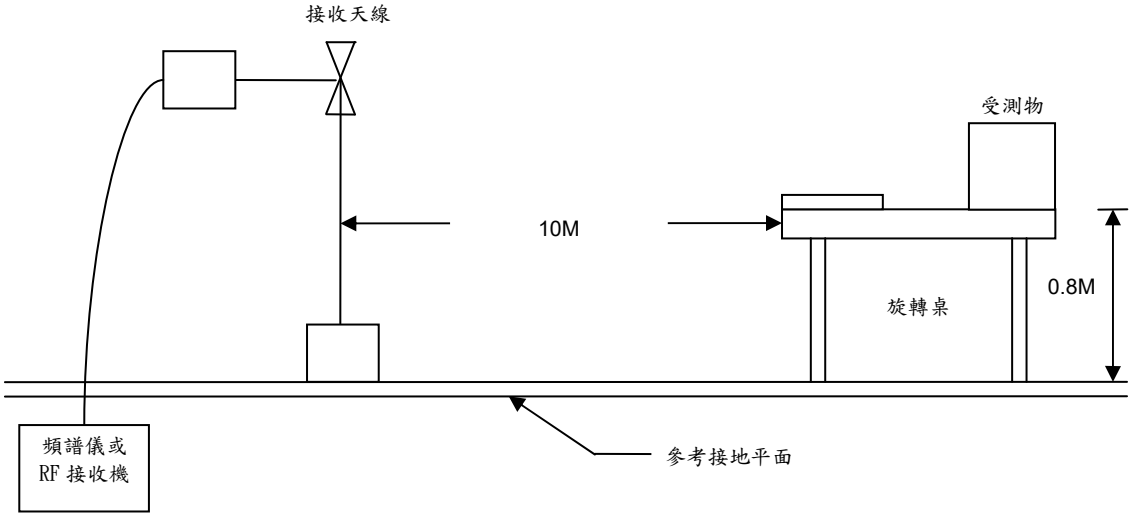

1GHz 以上測試擺設圖

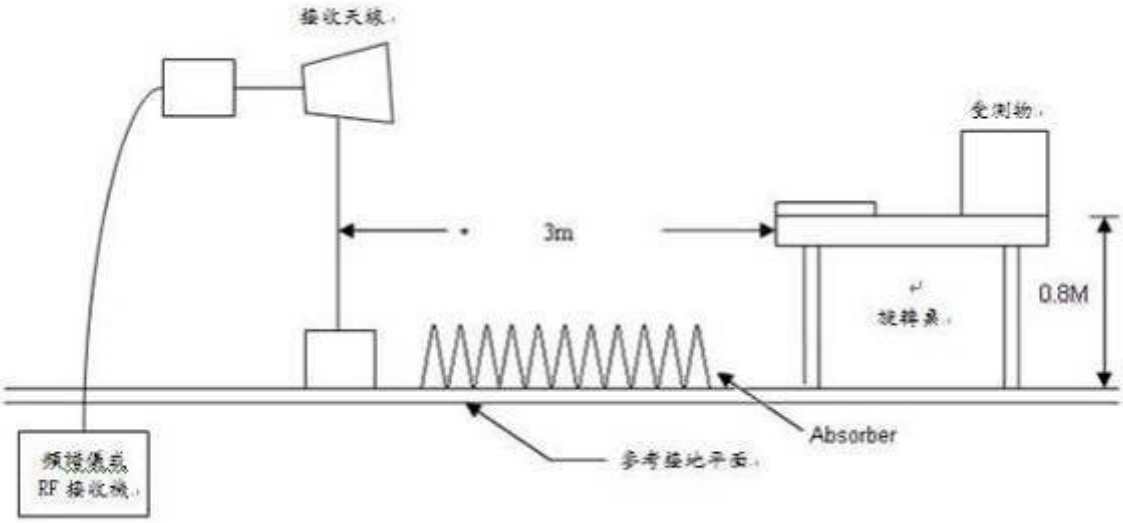

4.4. 測試儀器

儀器名稱	廠商	型號	序號	校驗日期	下次校驗日期
EMI Test Receiver	R&S	ESCI7	100968	2019.07.28	2020.07.27
Preamplifier	EMCI	EMCI030-00-3230	SN016723	2019.03.11	2020.03.10
Preamplifier	Agilent	8449B	3008A02342	2019.03.11	2020.03.10
Bilog Antenna	Sunol Science	JB1	A072414-2	2019.07.13	2020.07.13
Broad-Band Horn Antenna	Schwarzbeck	BBHA9120D	9120D-618	2019.04.16	2020.04.15
Spectrum Analyzer	R&S	FSP40	100324	2019.07.13	2020.07.12
Temperature/ Humidity Meter	GEMIlead	STH200A	N/A	2019.04.15	2020.04.14
EZ-EMC	Fala	Ver CT3A1	N/A	N/A	N/A

4.5. 測試結果及數據(30MHz ~ 1000MHz)

Power :	AC 110V/60Hz	Pol/Phase :	Horizontal
Test Mode 1 :	Full Load for GTM96600-4005-R2 (5V, 8A)	Temperature :	25°C
Memo :		Humidity :	53 %
Test Date :	2019.09.12		

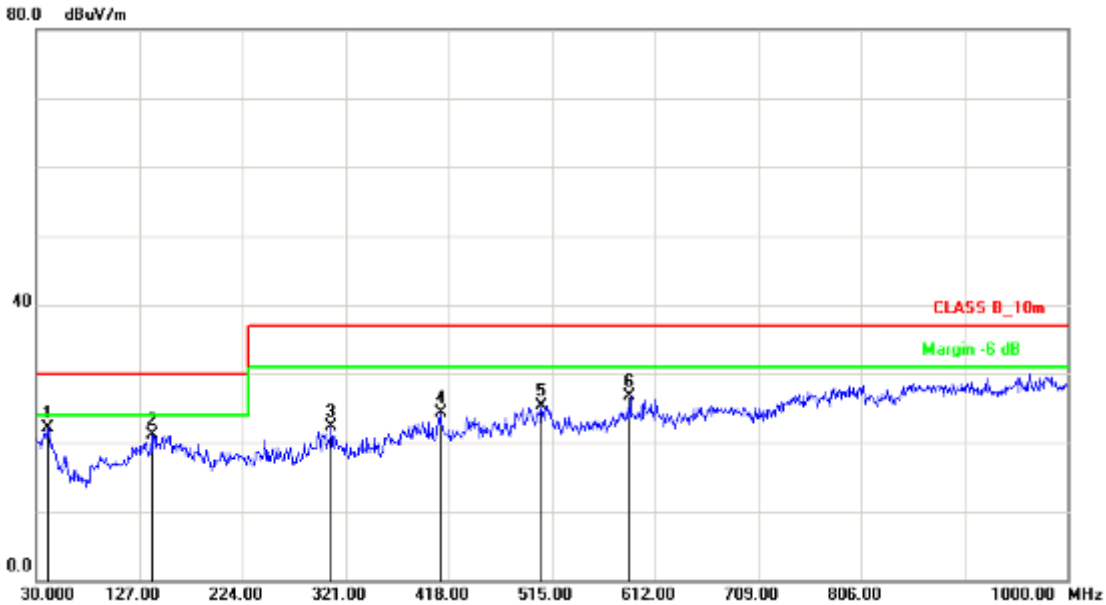

No.	Frequency (MHz)	Factor (dB/m)	Reading (dBuV)	Level (dBuV/m)	Limit (dBuV/m)	Margin (dB)	Det.	Height (cm)	Azimuth (deg)
1	40.6699	-10.22	32.27	22.05	30.00	-7.95	peak	400	188
2	139.6100	-9.55	30.60	21.05	30.00	-8.95	peak	400	320
3	307.4200	-7.26	29.51	22.25	37.00	-14.75	peak	400	98
4	410.2400	-5.14	29.48	24.34	37.00	-12.66	peak	100	325
5	505.3000	-2.93	28.29	25.36	37.00	-11.64	peak	400	78
6	588.7199	-1.70	28.45	26.75	37.00	-10.25	peak	400	154

Note: Level = Reading + Factor

Margin = Level – Limit

Factor = (LISN or ISN or PLC or current probe) Factor + Cable Loss+ Attenuator

Power :	AC 110V/60Hz	Pol/Phase :	Vertical
Test Mode 1 :	Full Load for GTM96600-4005-R2 (5V, 8A)	Temperature :	25°C
Memo :		Humidity :	53 %
Test Date :	2019.09.12		

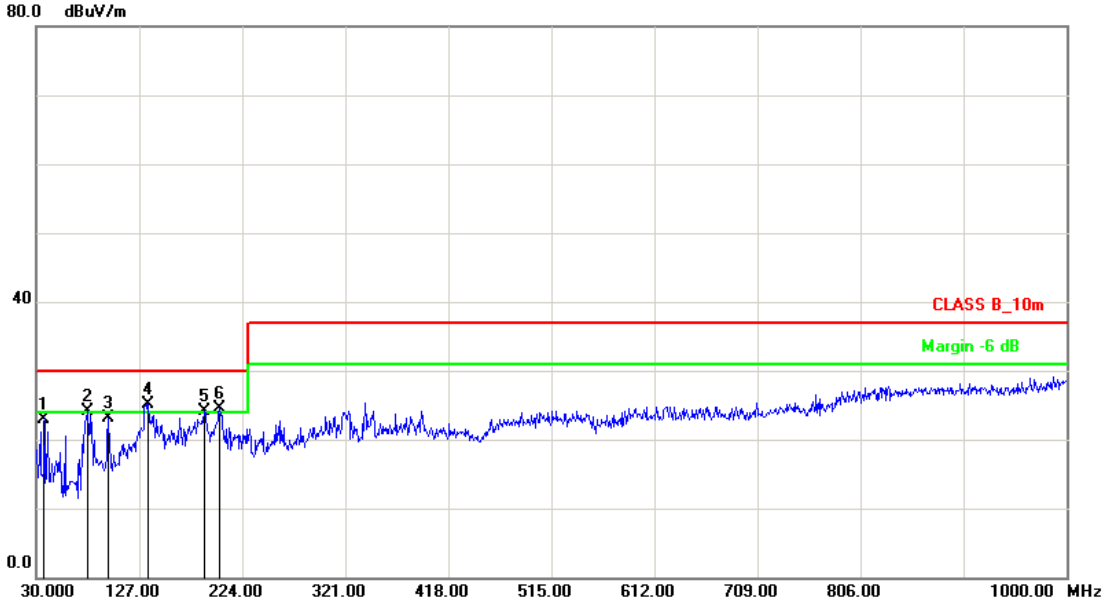

No.	Frequency (MHz)	Factor (dB/m)	Reading (dBuV)	Level (dBuV/m)	Limit (dBuV/m)	Margin (dB)	Det.	Height (cm)	Azimuth (deg)
1	37.7599	-9.15	32.15	23.00	30.00	-7.00	peak	100	154
2	78.5000	-15.09	39.14	24.05	30.00	-5.95	peak	100	158
3	97.9000	-14.24	37.36	23.12	30.00	-6.88	peak	100	267
4	135.7298	-9.94	35.04	25.10	30.00	-4.90	peak	100	69
5	188.1100	-10.71	34.77	24.06	30.00	-5.94	peak	100	214
6	202.6598	-11.30	35.74	24.44	30.00	-5.56	peak	100	78

Note: Level = Reading + Factor

Margin = Level – Limit

Factor = (LISN or ISN or PLC or current probe) Factor + Cable Loss+ Attenuator

Power :	AC 110V/60Hz	Pol/Phase :	Horizontal
Test Mode 2 :	Half Load for GTM96600-4005-R2 (5V, 4A)	Temperature :	25°C
Memo :		Humidity :	53 %
Test Date :	2019.09.12		

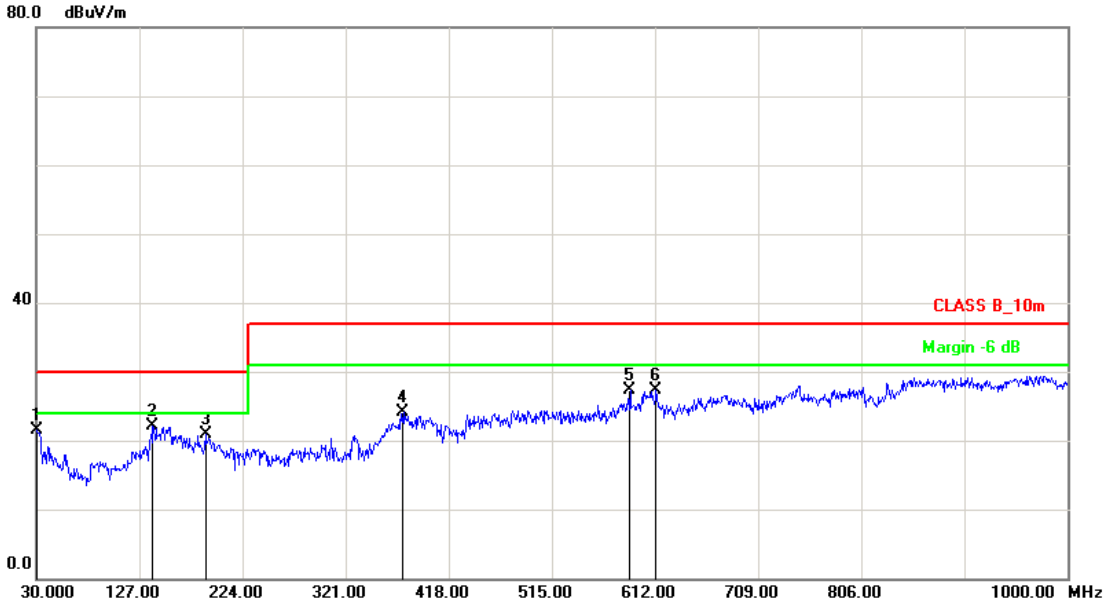

No.	Frequency (MHz)	Factor (dB/m)	Reading (dBuV)	Level (dBuV/m)	Limit (dBuV/m)	Margin (dB)	Det.	Height (cm)	Azimuth (deg)
1	30.9696	-6.83	28.27	21.44	30.00	-8.56	peak	400	333
2	139.6100	-9.55	31.60	22.05	30.00	-7.95	peak	400	3
3	189.0800	-10.77	31.67	20.90	30.00	-9.10	peak	400	158
4	375.3199	-5.87	29.94	24.07	37.00	-12.93	peak	100	69
5	588.7199	-1.70	28.95	27.25	37.00	-9.75	peak	100	96
6	612.9699	-1.36	28.73	27.37	37.00	-9.63	peak	400	156

Note: Level = Reading + Factor

Margin = Level – Limit

Factor = (LISN or ISN or PLC or current probe) Factor + Cable Loss+ Attenuator

Power :	AC 110V/60Hz	Pol/Phase :	Vertical
Test Mode 2 :	Half Load for GTM96600-4005-R2 (5V, 4A)	Temperature :	25°C
Memo :		Humidity :	53 %
Test Date :	2019.09.12		

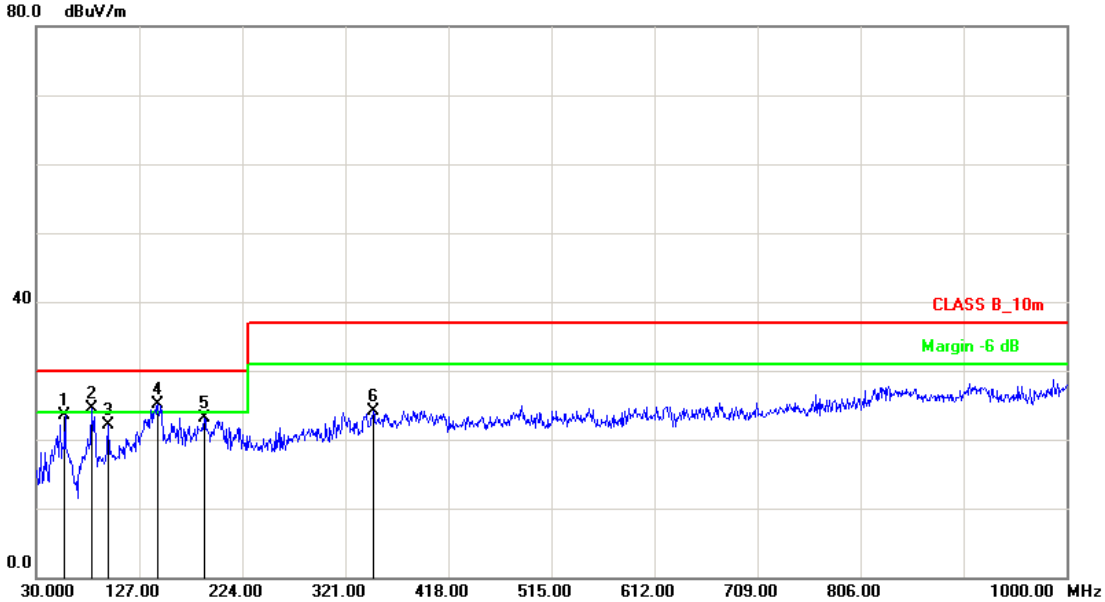

No.	Frequency (MHz)	Factor (dB/m)	Reading (dBuV)	Level (dBuV/m)	Limit (dBuV/m)	Margin (dB)	Det.	Height (cm)	Azimuth (deg)
1	57.1599	-15.23	38.77	23.54	30.00	-6.46	peak	400	236
2	82.3799	-15.06	39.49	24.43	30.00	-5.57	peak	100	49
3	97.9000	-14.24	36.36	22.12	30.00	-7.88	peak	400	78
4	144.4600	-9.65	34.76	25.11	30.00	-4.89	peak	400	169
5	188.1100	-10.71	33.77	23.06	30.00	-6.94	peak	100	154
6	347.1899	-6.43	30.53	24.10	37.00	-12.90	peak	400	33

Note: Level = Reading + Factor

Margin = Level – Limit

Factor = (LISN or ISN or PLC or current probe) Factor + Cable Loss+ Attenuator

Power :	AC 110V/60Hz	Pol/Phase :	Horizontal
Test Mode 3 :	Full Load for GTM96600-4507.5-R2 (7.5V, 6A)	Temperature :	25°C
Memo :		Humidity :	53 %
Test Date :	2019.09.09		

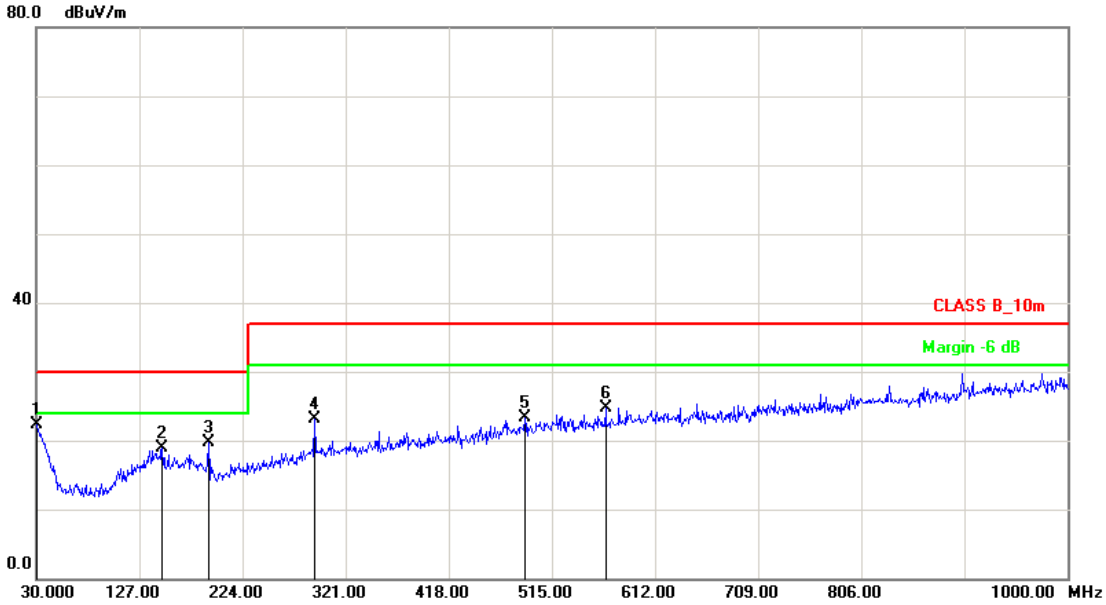

No.	Frequency (MHz)	Factor (dB/m)	Reading (dBuV)	Level (dBuV/m)	Limit (dBuV/m)	Margin (dB)	Det.	Height (cm)	Azimuth (deg)
1	30.0000	-6.50	28.88	22.38	30.00	-7.62	peak	400	142
2	148.3400	-9.77	28.73	18.96	30.00	-11.04	peak	400	320
3	191.9900	-10.94	30.66	19.72	30.00	-10.28	peak	400	224
4	291.8999	-7.74	30.89	23.15	37.00	-13.85	peak	400	203
5	489.7799	-3.25	26.56	23.31	37.00	-13.69	peak	100	301
6	565.4400	-2.04	26.71	24.67	37.00	-12.33	peak	400	311

Note: Level = Reading + Factor

Margin = Level – Limit

Factor = (LISN or ISN or PLC or current probe) Factor + Cable Loss+ Attenuator

Power :	AC 110V/60Hz	Pol/Phase :	Vertical
Test Mode 3 :	Full Load for GTM96600-4507.5-R2 (7.5V, 6A)	Temperature :	25°C
Memo :		Humidity :	53 %
Test Date :	2019.09.09		

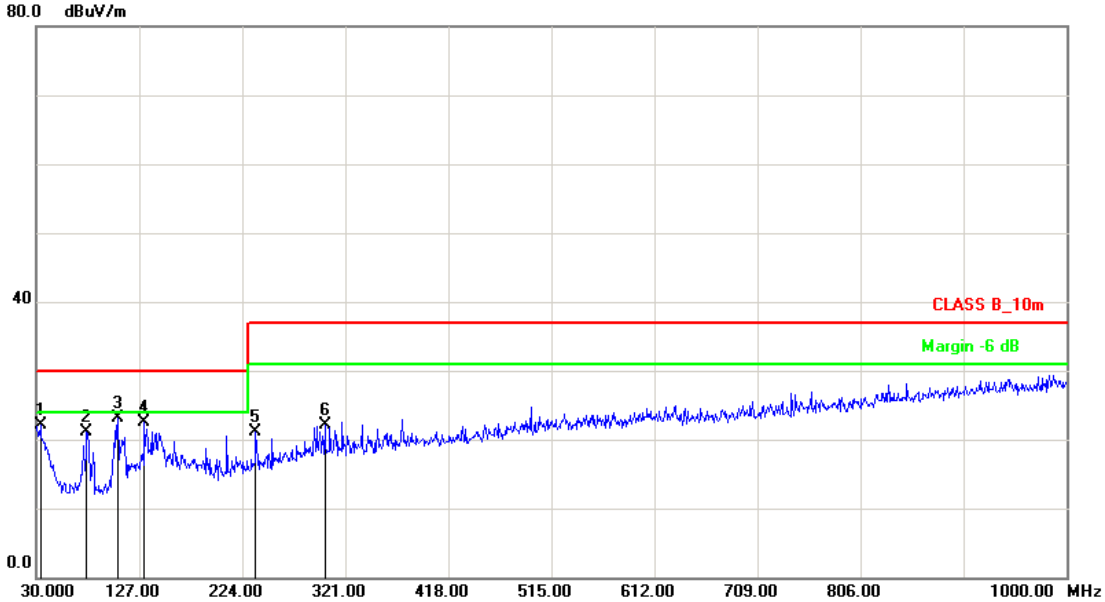

No.	Frequency (MHz)	Factor (dB/m)	Reading (dBuV)	Level (dBuV/m)	Limit (dBuV/m)	Margin (dB)	Det.	Height (cm)	Azimuth (deg)
1	33.8800	-7.82	29.87	22.05	30.00	-7.95	peak	400	233
2	77.5300	-15.09	36.13	21.04	30.00	-8.96	peak	100	121
3	106.6300	-13.22	36.39	23.17	30.00	-6.83	peak	100	360
4	131.8500	-10.34	32.75	22.41	30.00	-7.59	peak	100	14
5	236.6100	-9.95	30.98	21.03	37.00	-15.97	peak	100	0
6	301.6000	-7.39	29.43	22.04	37.00	-14.96	peak	100	74

Note: Level = Reading + Factor

Margin = Level – Limit

Factor = (LISN or ISN or PLC or current probe) Factor + Cable Loss+ Attenuator

Power :	AC 110V/60Hz	Pol/Phase :	Horizontal
Test Mode 4 :	Half Load for GTM96600-4507.5-R2 (7.5V, 3A)	Temperature :	25°C
Memo :		Humidity :	53 %
Test Date :	2019.09.09		

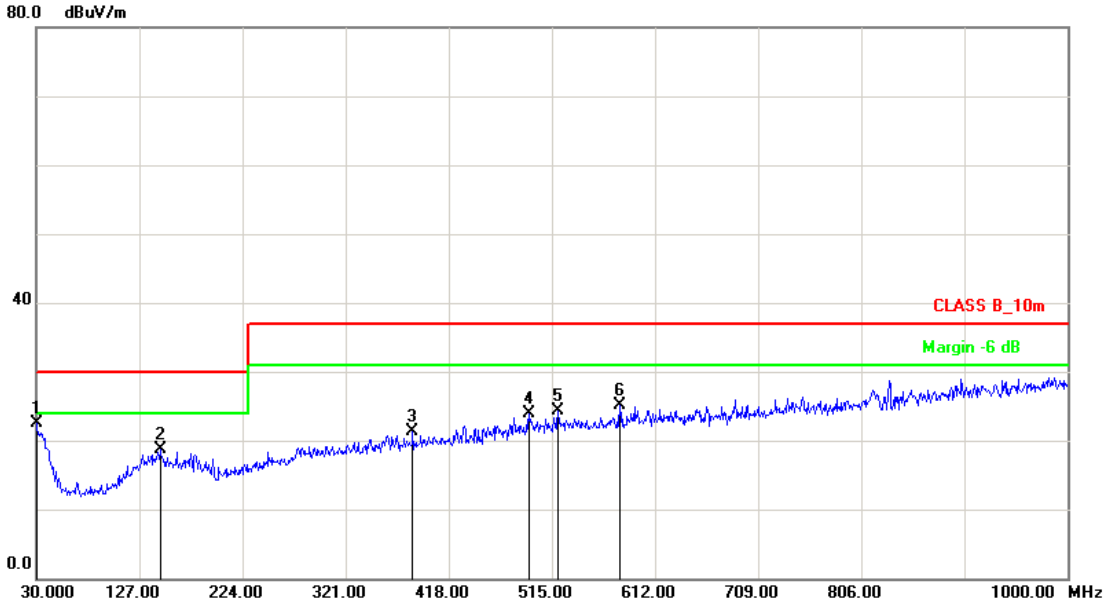

No.	Frequency (MHz)	Factor (dB/m)	Reading (dBuV)	Level (dBuV/m)	Limit (dBuV/m)	Margin (dB)	Det.	Height (cm)	Azimuth (deg)
1	30.0000	-6.50	28.95	22.45	30.00	-7.55	peak	400	260
2	146.4000	-9.71	28.43	18.72	30.00	-11.28	peak	400	309
3	384.0500	-5.70	27.04	21.34	37.00	-15.66	peak	400	160
4	493.6600	-3.16	27.12	23.96	37.00	-13.04	peak	100	215
5	520.8200	-2.70	26.97	24.27	37.00	-12.73	peak	400	300
6	579.0198	-1.84	26.86	25.02	37.00	-11.98	peak	400	59

Note: Level = Reading + Factor

Margin = Level – Limit

Factor = (LISN or ISN or PLC or current probe) Factor + Cable Loss+ Attenuator

Power :	AC 110V/60Hz	Pol/Phase :	Vertical
Test Mode 4 :	Half Load for GTM96600-4507.5-R2 (7.5V, 3A)	Temperature :	25°C
Memo :		Humidity :	53 %
Test Date :	2019.09.09		

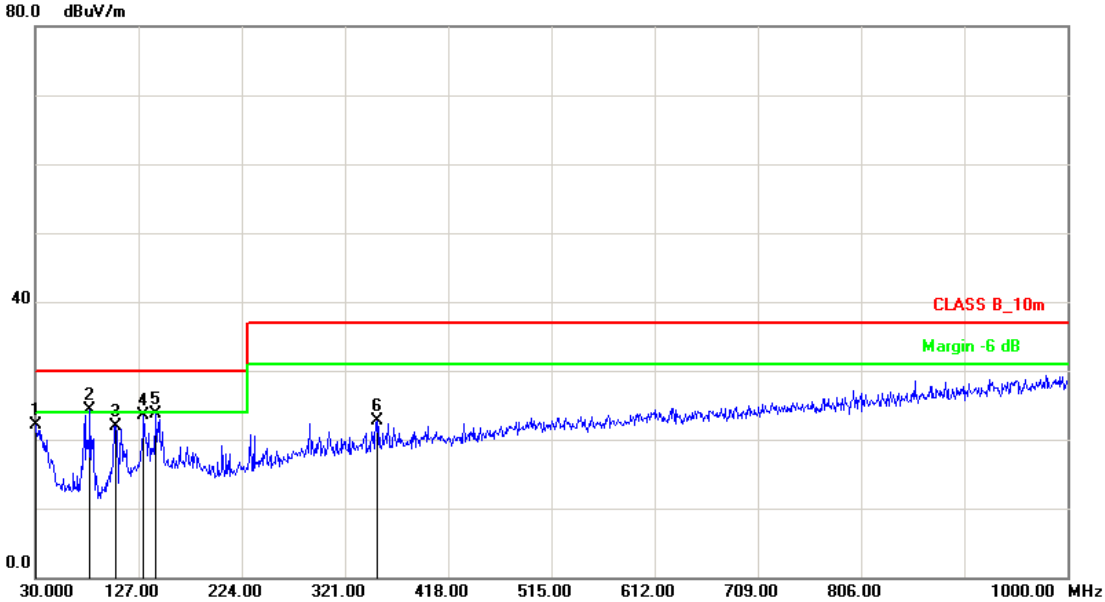

No.	Frequency (MHz)	Factor (dB/m)	Reading (dBuV)	Level (dBuV/m)	Limit (dBuV/m)	Margin (dB)	Det.	Height (cm)	Azimuth (deg)
1	30.0000	-6.50	28.56	22.06	30.00	-7.94	peak	100	50
2	81.4100	-15.08	39.36	24.28	30.00	-5.72	peak	100	314
3	105.6600	-13.35	35.20	21.85	30.00	-8.15	peak	100	0
4	131.8500	-10.34	33.78	23.44	30.00	-6.56	peak	100	14
5	143.4900	-9.62	33.28	23.66	30.00	-6.34	peak	100	176
6	351.0700	-6.35	29.05	22.70	37.00	-14.30	peak	100	200

Note: Level = Reading + Factor

Margin = Level – Limit

Factor = (LISN or ISN or PLC or current probe) Factor + Cable Loss+ Attenuator

Power :	AC 110V/60Hz	Pol/Phase :	Horizontal
Test Mode 5 :	Full Load for GTM96600-5409-R2 (9V, 6A)	Temperature :	25°C
Memo :		Humidity :	53 %
Test Date :	2019.09.09		

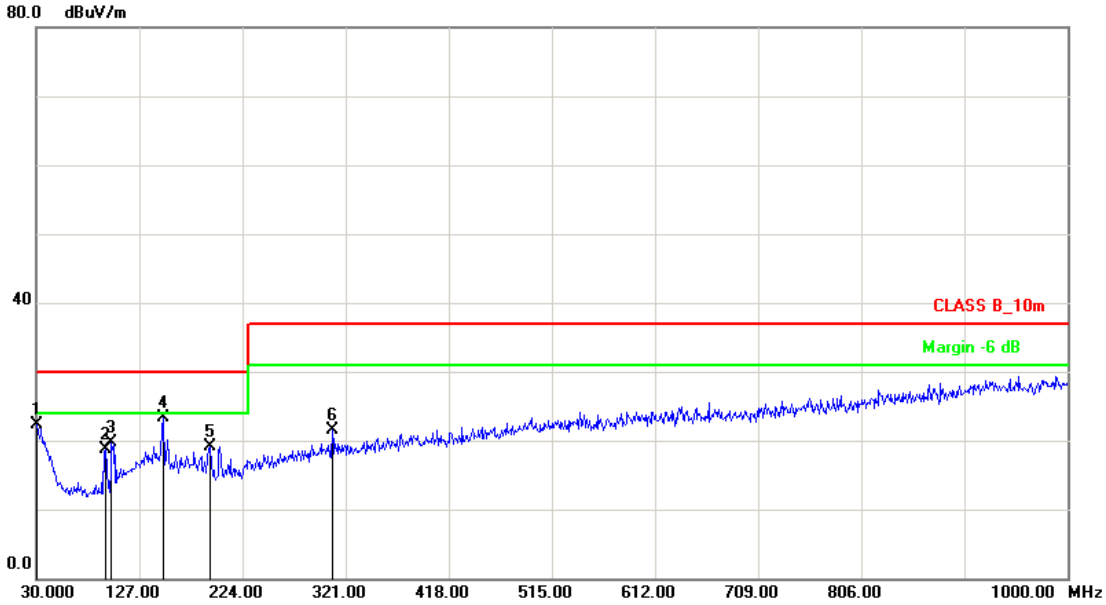

No.	Frequency (MHz)	Factor (dB/m)	Reading (dBuV)	Level (dBuV/m)	Limit (dBuV/m)	Margin (dB)	Det.	Height (cm)	Azimuth (deg)
1	30.9699	-6.83	29.17	22.34	30.00	-7.66	peak	400	239
2	94.9899	-14.49	33.22	18.73	30.00	-11.27	peak	400	0
3	100.8100	-13.96	33.70	19.74	30.00	-10.26	peak	400	320
4	149.3100	-9.80	33.15	23.35	30.00	-6.65	peak	400	0
5	192.9600	-11.00	30.04	19.04	30.00	-10.96	peak	400	37
6	308.3899	-7.24	28.73	21.49	37.00	-15.51	peak	400	171

Note: Level = Reading + Factor

Margin = Level – Limit

Factor = (LISN or ISN or PLC or current probe) Factor + Cable Loss+ Attenuator

Power :	AC 110V/60Hz	Pol/Phase :	Vertical
Test Mode 5 :	Full Load for GTM96600-5409-R2 (9V, 6A)	Temperature :	25°C
Memo :		Humidity :	53 %
Test Date :	2019.09.09		

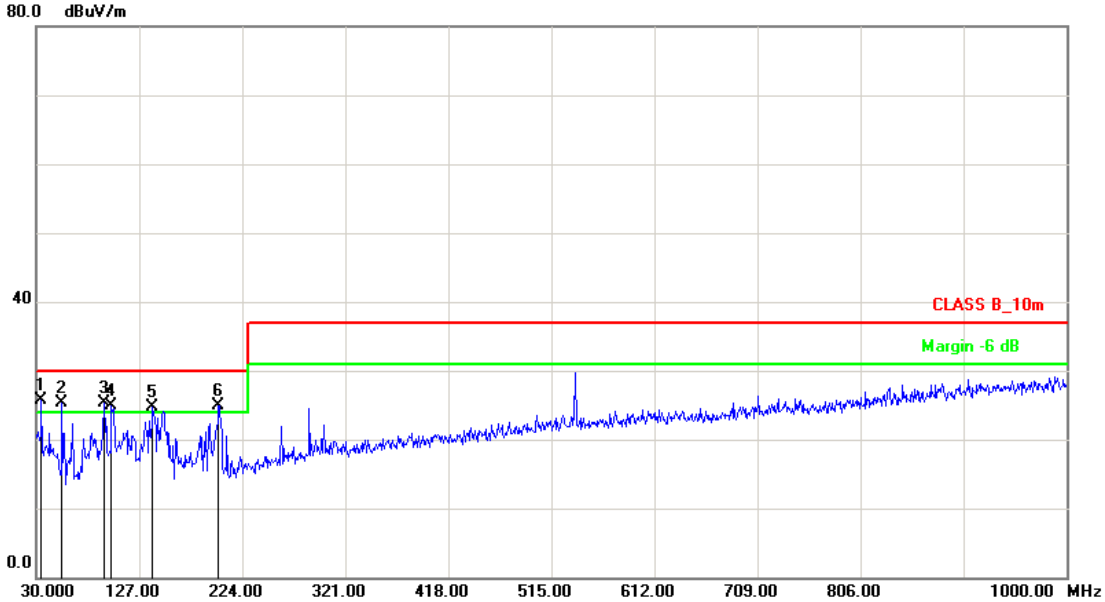

No.	Frequency (MHz)	Factor (dB/m)	Reading (dBuV)	Level (dBuV/m)	Limit (dBuV/m)	Margin (dB)	Det.	Height (cm)	Azimuth (deg)
1	34.8500	-8.15	33.89	25.74	30.00	-4.26	peak	100	164
2	54.2500	-14.95	40.30	25.35	30.00	-4.65	peak	100	222
3	94.0199	-14.57	39.82	25.25	30.00	-4.75	peak	100	57
4	100.8100	-13.96	38.87	24.91	30.00	-5.09	peak	100	138
5	139.6100	-9.55	34.25	24.70	30.00	-5.30	peak	100	138
6	201.6899	-11.34	36.34	25.00	30.00	-5.00	peak	100	68

Note: Level = Reading + Factor

Margin = Level – Limit

Factor = (LISN or ISN or PLC or current probe) Factor + Cable Loss+ Attenuator

Power :	AC 110V/60Hz	Pol/Phase :	Horizontal
Test Mode 6 :	Half Load for GTM96600-5409-R2 (9V, 3A)	Temperature :	25°C
Memo :		Humidity :	53 %
Test Date :	2019.09.09		

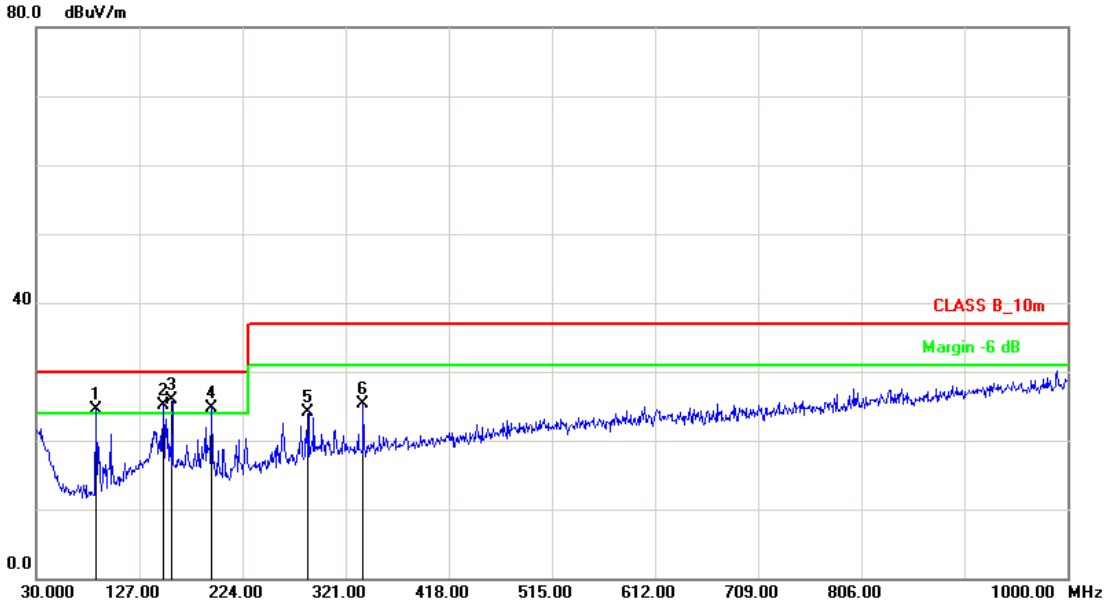

No.	Frequency (MHz)	Factor (dB/m)	Reading (dBuV)	Level (dBuV/m)	Limit (dBuV/m)	Margin (dB)	Det.	Height (cm)	Azimuth (deg)
1	86.2600	-14.99	39.58	24.59	30.00	-5.41	peak	400	18
2	149.3100	-9.80	34.94	25.14	30.00	-4.86	peak	400	21
3	158.0399	-10.08	35.96	25.88	30.00	-4.12	peak	400	63
4	194.9000	-11.11	35.91	24.80	30.00	-5.20	peak	100	265
5	286.0799	-7.98	32.18	24.20	37.00	-12.80	peak	400	128
6	337.4900	-6.63	31.99	25.36	37.00	-11.64	peak	400	343

Note: Level = Reading + Factor

Margin = Level – Limit

Factor = (LISN or ISN or PLC or current probe) Factor + Cable Loss+ Attenuator

Power :	AC 110V/60Hz	Pol/Phase :	Vertical
Test Mode 6 :	Half Load for GTM96600-5409-R2 (9V, 3A)	Temperature :	25°C
Memo :		Humidity :	53 %
Test Date :	2019.09.09		

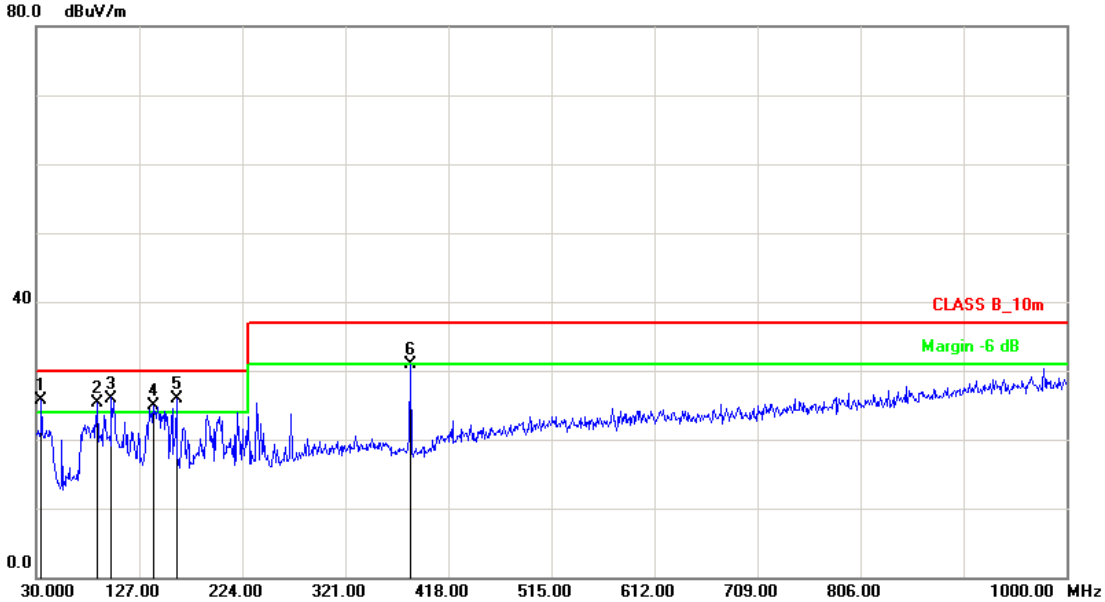

No.	Frequency (MHz)	Factor (dB/m)	Reading (dBuV)	Level (dBuV/m)	Limit (dBuV/m)	Margin (dB)	Det.	Height (cm)	Azimuth (deg)
1	34.8500	-8.15	33.93	25.78	30.00	-4.22	peak	100	233
2	87.2300	-14.97	40.31	25.34	30.00	-4.66	peak	100	89
3	100.8100	-13.96	39.88	25.92	30.00	-4.08	peak	100	121
4	140.5800	-9.53	34.46	24.93	30.00	-5.07	peak	100	0
5	161.9200	-10.15	35.97	25.82	30.00	-4.18	peak	100	261
6	382.1099	-5.73	36.62	30.89	37.00	-6.11	peak	100	155

Note: Level = Reading + Factor

Margin = Level – Limit

Factor = (LISN or ISN or PLC or current probe) Factor + Cable Loss+ Attenuator

Power :	AC 110V/60Hz	Pol/Phase :	Horizontal
Test Mode 7 :	Full Load for GTM96600-6515-R2 (15V, 4.33A)	Temperature :	25°C
Memo :		Humidity :	53 %
Test Date :	2019.09.09		

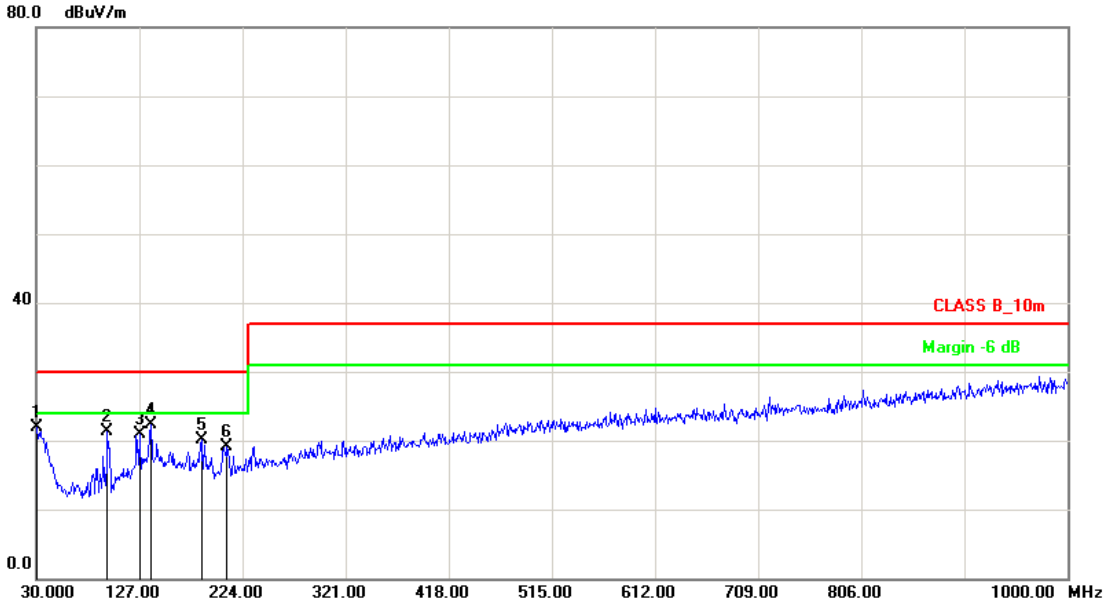

No.	Frequency (MHz)	Factor (dB/m)	Reading (dBuV)	Level (dBuV/m)	Limit (dBuV/m)	Margin (dB)	Det.	Height (cm)	Azimuth (deg)
1	30.0000	-6.50	28.46	21.96	30.00	-8.04	peak	100	0
2	96.9300	-14.32	35.59	21.27	30.00	-8.73	peak	400	191
3	127.0000	-10.83	31.82	20.99	30.00	-9.01	peak	400	127
4	137.6699	-9.75	32.08	22.33	30.00	-7.67	peak	400	78
5	186.1699	-10.60	30.71	20.11	30.00	-9.89	peak	400	18
6	209.4499	-11.03	30.19	19.16	30.00	-10.84	peak	400	8

Note: Level = Reading + Factor

Margin = Level – Limit

Factor = (LISN or ISN or PLC or current probe) Factor + Cable Loss+ Attenuator

Power :	AC 110V/60Hz	Pol/Phase :	Vertical
Test Mode 7 :	Full Load for GTM96600-6515-R2 (15V, 4.33A)	Temperature :	25°C
Memo :		Humidity :	53 %
Test Date :	2019.09.09		

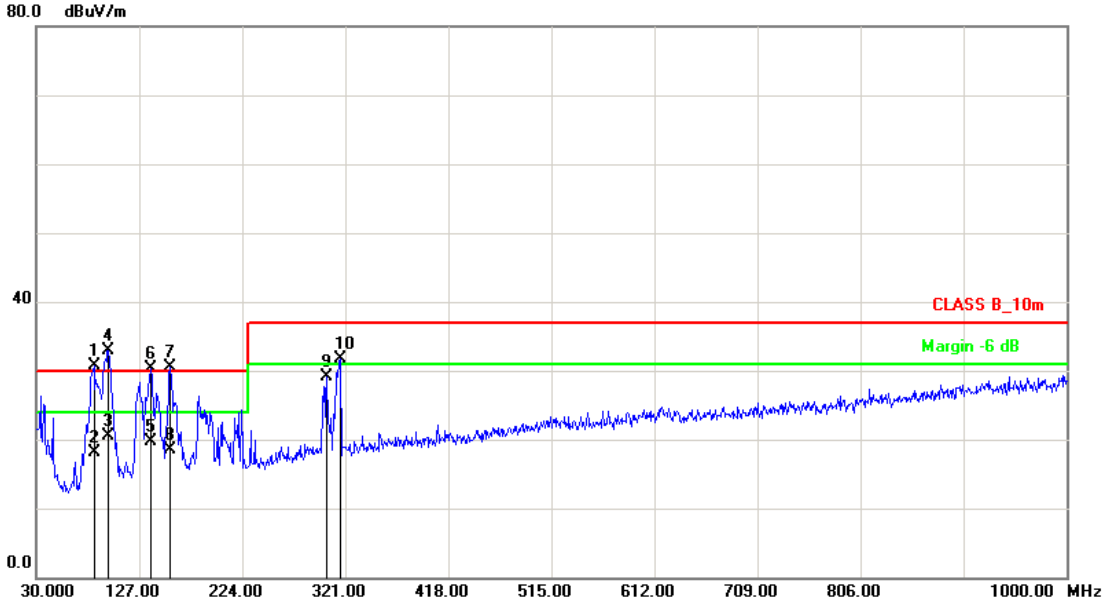

No.	Frequency (MHz)	Factor (dB/m)	Reading (dBuV)	Level (dBuV/m)	Limit (dBuV/m)	Margin (dB)	Det.	Height (cm)	Azimuth (deg)
1	84.3200	-15.03	45.65	30.62	30.00	0.62	peak	100	146
2	84.9000	-15.02	33.09	18.07	30.00	-11.93	QP	100	324
3	97.4800	-14.28	34.76	20.48	30.00	-9.52	QP	100	1
4	97.9000	-14.24	47.12	32.88	30.00	2.88	peak	100	32
5	137.4299	-9.77	29.47	19.70	30.00	-10.30	QP	100	157
6	137.6700	-9.75	40.07	30.32	30.00	0.32	peak	100	92
7	156.1000	-10.02	40.51	30.49	30.00	0.49	peak	100	39
8	156.5800	-10.03	28.50	18.47	30.00	-11.53	QP	100	155
9	303.5400	-7.35	36.50	29.15	37.00	-7.85	peak	100	26
10	316.1500	-7.08	38.85	31.77	37.00	-5.23	peak	100	26

Note: Level = Reading + Factor

Margin = Level – Limit

Factor = (LISN or ISN or PLC or current probe) Factor + Cable Loss+ Attenuator

Power :	AC 110V/60Hz	Pol/Phase :	Horizontal
Test Mode 8 :	Half Load for GTM96600-6515-R2 (15V, 2.165A)	Temperature :	25°C
Memo :		Humidity :	53 %
Test Date :	2019.09.09		

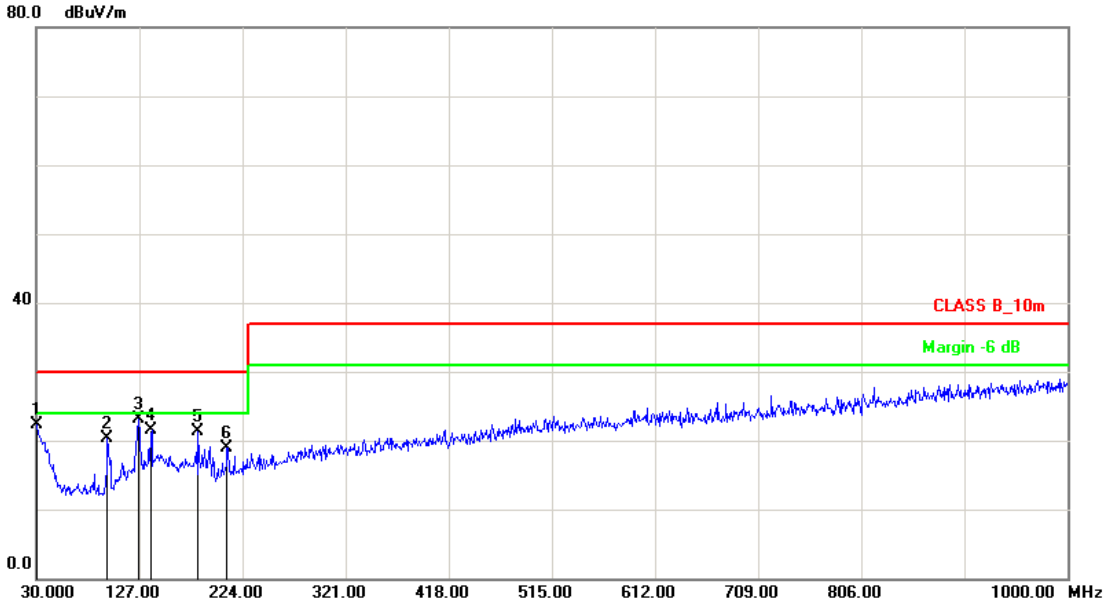

No.	Frequency (MHz)	Factor (dB/m)	Reading (dBuV)	Level (dBuV/m)	Limit (dBuV/m)	Margin (dB)	Det.	Height (cm)	Azimuth (deg)
1	30.9699	-6.83	29.16	22.33	30.00	-7.67	peak	400	56
2	96.9300	-14.32	34.70	20.38	30.00	-9.62	peak	100	49
3	126.0300	-10.93	33.96	23.03	30.00	-6.97	peak	400	321
4	138.6399	-9.65	31.24	21.59	30.00	-8.41	peak	100	154
5	182.2899	-10.37	31.73	21.36	30.00	-8.64	peak	400	0
6	209.4499	-11.03	29.85	18.82	30.00	-11.18	peak	400	124

Note: Level = Reading + Factor

Margin = Level – Limit

Factor = (LISN or ISN or PLC or current probe) Factor + Cable Loss+ Attenuator

Power :	AC 110V/60Hz	Pol/Phase :	Vertical
Test Mode 8 :	Half Load for GTM96600-6515-R2 (15V, 2.165A)	Temperature :	25°C
Memo :		Humidity :	53 %
Test Date :	2019.09.09		

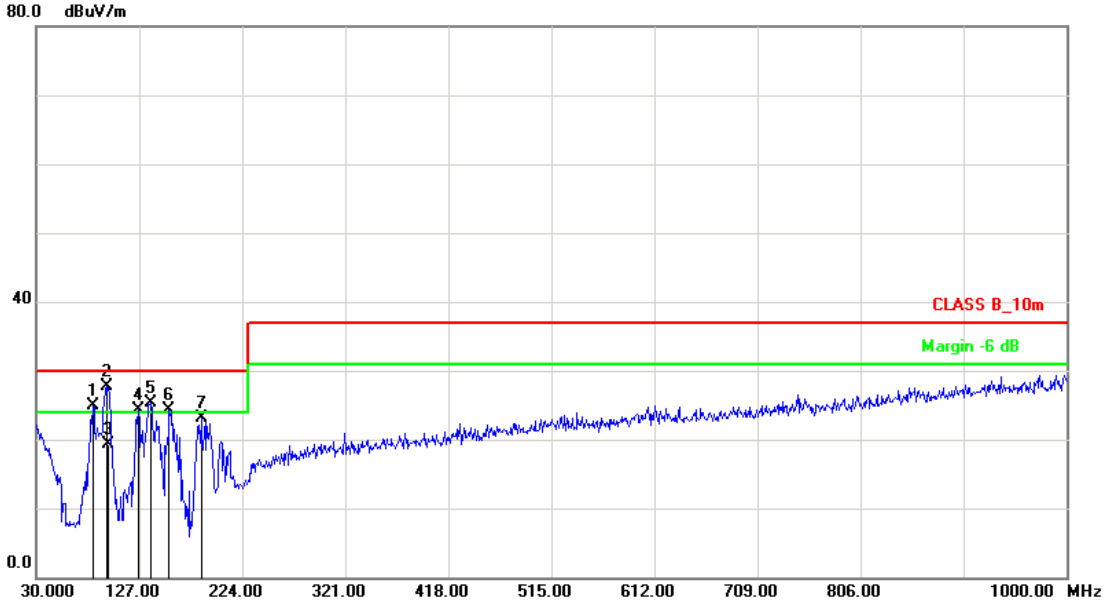

No.	Frequency (MHz)	Factor (dB/m)	Reading (dBuV)	Level (dBuV/m)	Limit (dBuV/m)	Margin (dB)	Det.	Height (cm)	Azimuth (deg)
1	83.3500	-15.05	39.88	24.83	30.00	-5.17	peak	100	132
2	96.9300	-14.32	42.11	27.79	30.00	-2.21	peak	100	121
3	97.5300	-14.27	33.50	19.23	30.00	-10.77	QP	100	361
4	126.0300	-10.93	35.21	24.28	30.00	-5.72	peak	100	85
5	137.6700	-9.75	34.99	25.24	30.00	-4.76	peak	100	153
6	155.1300	-9.99	34.31	24.32	30.00	-5.68	peak	100	295
7	185.2000	-10.54	33.55	23.01	30.00	-6.99	peak	100	207

Note: Level = Reading + Factor

Margin = Level – Limit

Factor = (LISN or ISN or PLC or current probe) Factor + Cable Loss+ Attenuator

Power :	AC 110V/60Hz	Pol/Phase :	Horizontal
Test Mode 9 :	Full Load for GTM96600-6518-R2 (18V, 3.61A)	Temperature :	25°C
Memo :		Humidity :	53 %
Test Date :	2019.09.12		

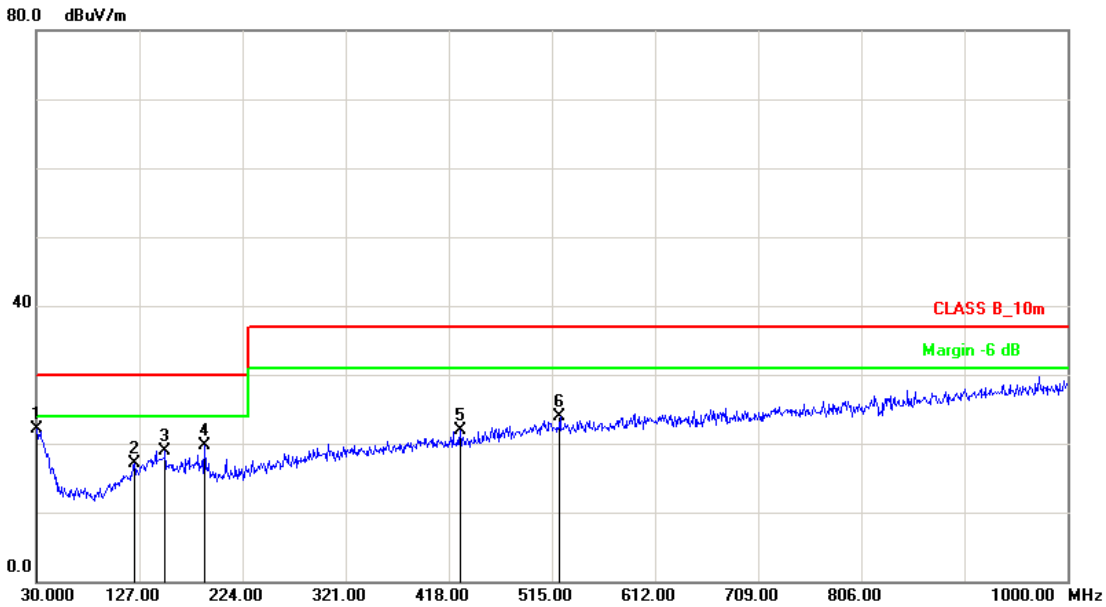

No.	Frequency (MHz)	Factor (dB/m)	Reading (dBuV)	Level (dBuV/m)	Limit (dBuV/m)	Margin (dB)	Det.	Height (cm)	Azimuth (deg)
1	30.0000	-6.50	28.59	22.09	30.00	-7.91	peak	400	283
2	122.1500	-11.32	28.52	17.20	30.00	-12.80	peak	100	292
3	151.2500	-9.86	28.81	18.95	30.00	-11.05	peak	400	227
4	188.1100	-10.71	30.34	19.63	30.00	-10.37	peak	100	329
5	428.6700	-4.70	26.70	22.00	37.00	-15.00	peak	400	8
6	522.7599	-2.67	26.50	23.83	37.00	-13.17	peak	100	0

Note: Level = Reading + Factor

Margin = Level – Limit

Factor = (LISN or ISN or PLC or current probe) Factor + Cable Loss+ Attenuator

Power :	AC 110V/60Hz	Pol/Phase :	Vertical
Test Mode 9 :	Full Load for GTM96600-6518-R2 (18V, 3.61A)	Temperature :	25°C
Memo :		Humidity :	53 %
Test Date :	2019.09.12		

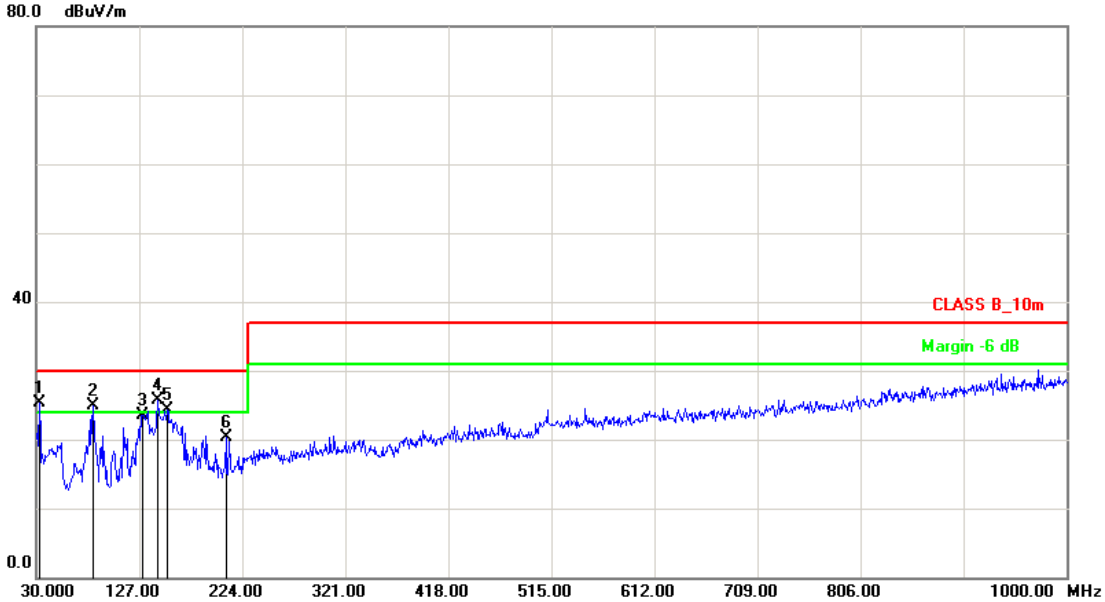

No.	Frequency (MHz)	Factor (dB/m)	Reading (dBuV)	Level (dBuV/m)	Limit (dBuV/m)	Margin (dB)	Det.	Height (cm)	Azimuth (deg)
1	32.9100	-7.49	32.84	25.35	30.00	-4.65	peak	100	229
2	83.3500	-15.05	39.96	24.91	30.00	-5.09	peak	100	201
3	129.9100	-10.53	34.07	23.54	30.00	-6.46	peak	100	115
4	144.4600	-9.65	35.34	25.69	30.00	-4.31	peak	100	212
5	153.1900	-9.93	34.30	24.37	30.00	-5.63	peak	100	360
6	208.4800	-11.07	31.28	20.21	30.00	-9.79	peak	400	4

Note: Level = Reading + Factor

Margin = Level – Limit

Factor = (LISN or ISN or PLC or current probe) Factor + Cable Loss+ Attenuator

Power :	AC 110V/60Hz	Pol/Phase :	Horizontal
Test Mode 10 :	Half Load for GTM96600-6518-R2 (18V, 1.805A)	Temperature :	25°C
Memo :		Humidity :	53 %
Test Date :	2019.09.12		

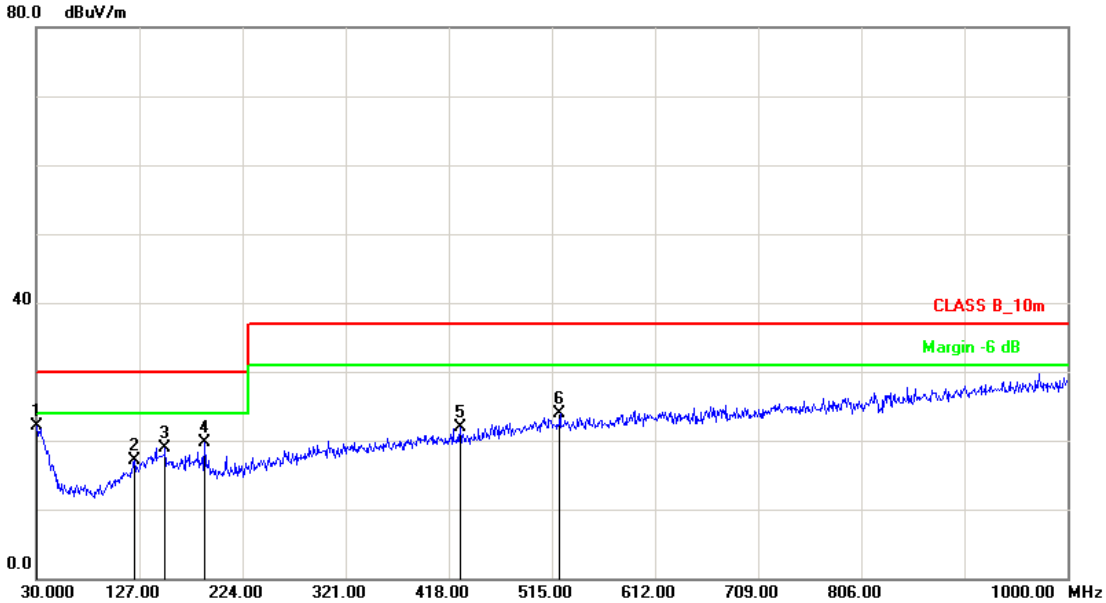

No.	Frequency (MHz)	Factor (dB/m)	Reading (dBuV)	Level (dBuV/m)	Limit (dBuV/m)	Margin (dB)	Det.	Height (cm)	Azimuth (deg)
1	30.0000	-6.50	28.59	22.09	30.00	-7.91	peak	400	283
2	122.1500	-11.32	28.52	17.20	30.00	-12.80	peak	100	292
3	151.2500	-9.86	28.81	18.95	30.00	-11.05	peak	400	227
4	188.1100	-10.71	30.34	19.63	30.00	-10.37	peak	100	329
5	428.6700	-4.70	26.70	22.00	37.00	-15.00	peak	400	8
6	522.7599	-2.67	26.50	23.83	37.00	-13.17	peak	100	0

Note: Level = Reading + Factor

Margin = Level – Limit

Factor = (LISN or ISN or PLC or current probe) Factor + Cable Loss+ Attenuator

Power :	AC 110V/60Hz	Pol/Phase :	Vertical
Test Mode 10 :	Half Load for GTM96600-6518-R2 (18V, 1.805A)	Temperature :	25°C
Memo :		Humidity :	53 %
Test Date :	2019.09.12		

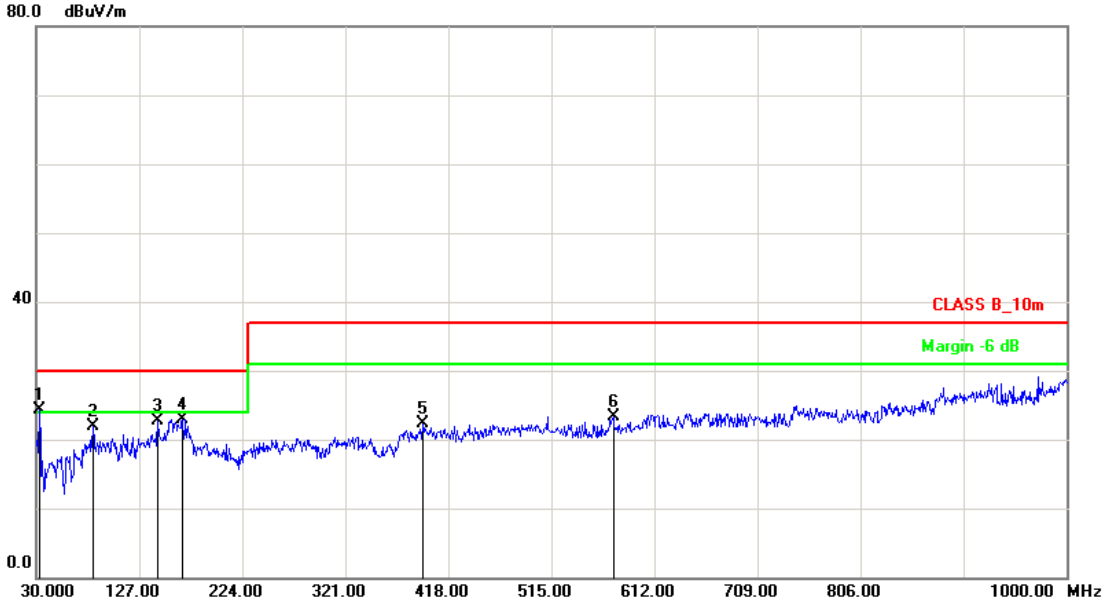

No.	Frequency (MHz)	Factor (dB/m)	Reading (dBuV)	Level (dBuV/m)	Limit (dBuV/m)	Margin (dB)	Det.	Height (cm)	Azimuth (deg)
1	32.9099	-7.49	31.84	24.35	30.00	-5.65	peak	400	328
2	83.3499	-15.05	36.96	21.91	30.00	-8.09	peak	100	77
3	144.4600	-9.65	32.34	22.69	30.00	-7.31	peak	100	145
4	167.7400	-10.18	33.16	22.98	30.00	-7.02	peak	100	102
5	393.7500	-5.50	27.81	22.31	37.00	-14.69	peak	100	74
6	573.2000	-1.93	25.15	23.22	37.00	-13.78	peak	400	145

Note: Level = Reading + Factor

Margin = Level – Limit

Factor = (LISN or ISN or PLC or current probe) Factor + Cable Loss+ Attenuator

Power :	AC 110V/60Hz	Pol/Phase :	Horizontal
Test Mode 11 :	Full Load for GTM96600-6520-R2 (20V, 3.25A)	Temperature :	25°C
Memo :		Humidity :	53 %
Test Date :	2019.09.12		

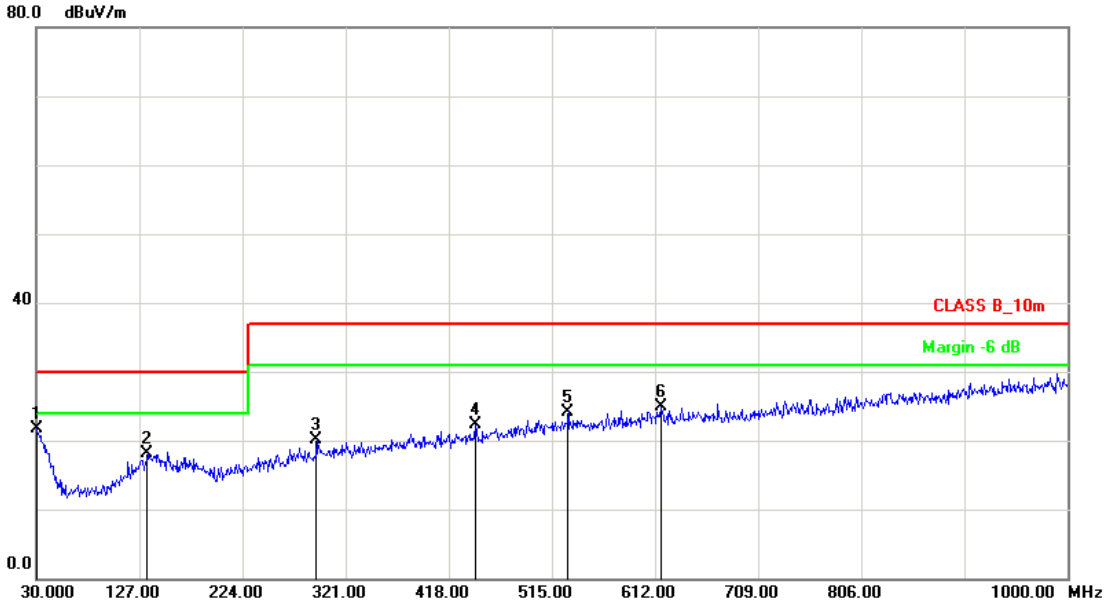

No.	Frequency (MHz)	Factor (dB/m)	Reading (dBuV)	Level (dBuV/m)	Limit (dBuV/m)	Margin (dB)	Det.	Height (cm)	Azimuth (deg)
1	30.0000	-6.50	28.25	21.75	30.00	-8.25	peak	100	0
2	134.7599	-10.04	28.15	18.11	30.00	-11.89	peak	400	232
3	293.8399	-7.67	27.77	20.10	37.00	-16.90	peak	100	50
4	443.2200	-4.36	26.76	22.40	37.00	-14.60	peak	100	234
5	530.5198	-2.56	26.69	24.13	37.00	-12.87	peak	100	0
6	617.8200	-1.29	26.13	24.84	37.00	-12.16	peak	100	74

Note: Level = Reading + Factor

Margin = Level – Limit

Factor = (LISN or ISN or PLC or current probe) Factor + Cable Loss+ Attenuator

Power :	AC 110V/60Hz	Pol/Phase :	Vertical
Test Mode 11 :	Full Load for GTM96600-6520-R2 (20V, 3.25A)	Temperature :	25°C
Memo :		Humidity :	53 %
Test Date :	2019.09.12		

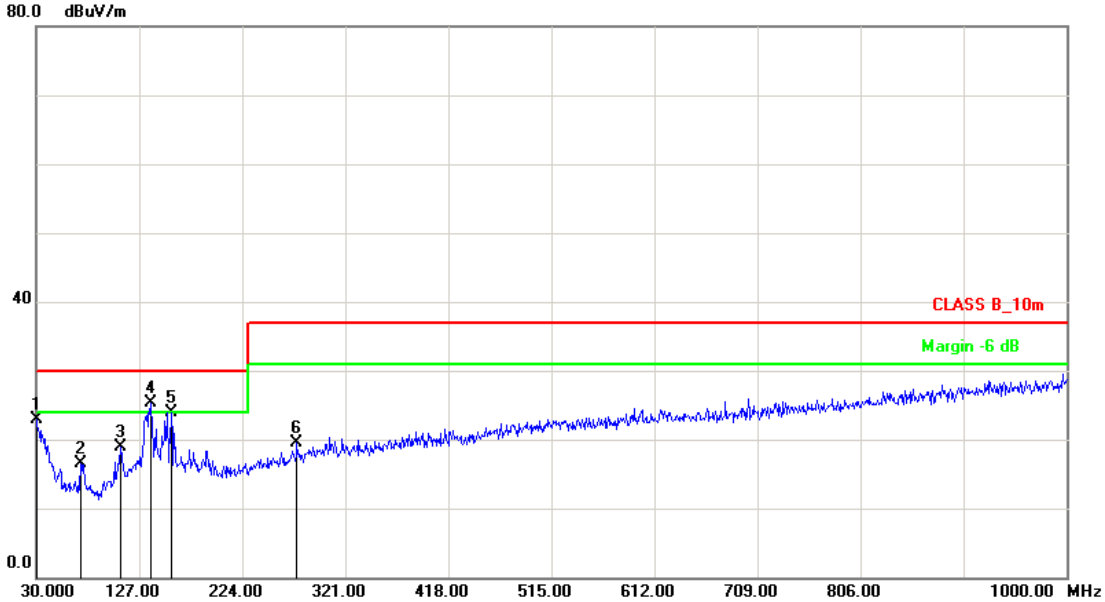

No.	Frequency (MHz)	Factor (dB/m)	Reading (dBuV)	Level (dBuV/m)	Limit (dBuV/m)	Margin (dB)	Det.	Height (cm)	Azimuth (deg)
1	30.0000	-6.50	29.40	22.90	30.00	-7.10	peak	400	0
2	71.7100	-15.03	31.57	16.54	30.00	-13.46	peak	100	185
3	109.5400	-12.86	31.83	18.97	30.00	-11.03	peak	100	264
4	137.6700	-9.75	35.06	25.31	30.00	-4.69	peak	100	97
5	157.0700	-10.05	34.04	23.99	30.00	-6.01	peak	100	69
6	275.4100	-8.40	27.88	19.48	37.00	-17.52	peak	400	156

Note: Level = Reading + Factor

Margin = Level – Limit

Factor = (LISN or ISN or PLC or current probe) Factor + Cable Loss+ Attenuator

Power :	AC 110V/60Hz	Pol/Phase :	Horizontal
Test Mode 12 :	Half Load for GTM96600-6520-R2 (20V, 1.625A)	Temperature :	25°C
Memo :		Humidity :	53 %
Test Date :	2019.09.12		

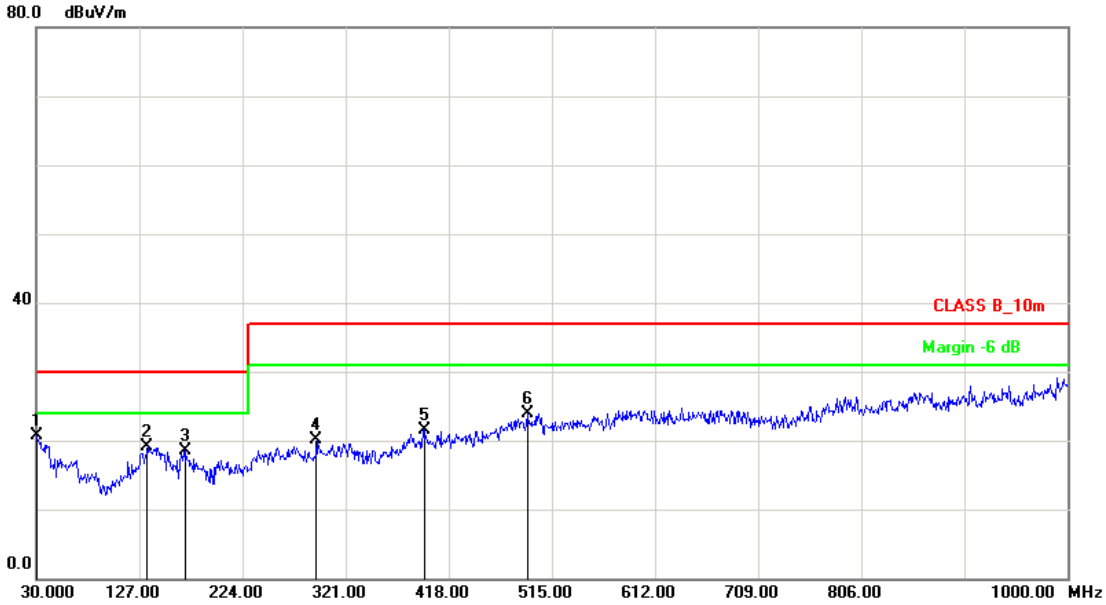

No.	Frequency (MHz)	Factor (dB/m)	Reading (dBuV)	Level (dBuV/m)	Limit (dBuV/m)	Margin (dB)	Det.	Height (cm)	Azimuth (deg)
1	30.0000	-6.50	27.25	20.75	30.00	-9.25	peak	100	0
2	134.7598	-10.04	29.15	19.11	30.00	-10.89	peak	400	232
3	170.6500	-10.19	28.73	18.54	30.00	-11.46	peak	100	0
4	293.8399	-7.67	27.77	20.10	37.00	-16.90	peak	100	50
5	394.7200	-5.48	27.02	21.54	37.00	-15.46	peak	400	332
6	491.7200	-3.21	27.04	23.83	37.00	-13.17	peak	400	48

Note: Level = Reading + Factor

Margin = Level – Limit

Factor = (LISN or ISN or PLC or current probe) Factor + Cable Loss+ Attenuator

Power :	AC 110V/60Hz	Pol/Phase :	Vertical
Test Mode 12 :	Half Load for GTM96600-6520-R2 (20V, 1.625A)	Temperature :	25°C
Memo :		Humidity :	53 %
Test Date :	2019.09.12		

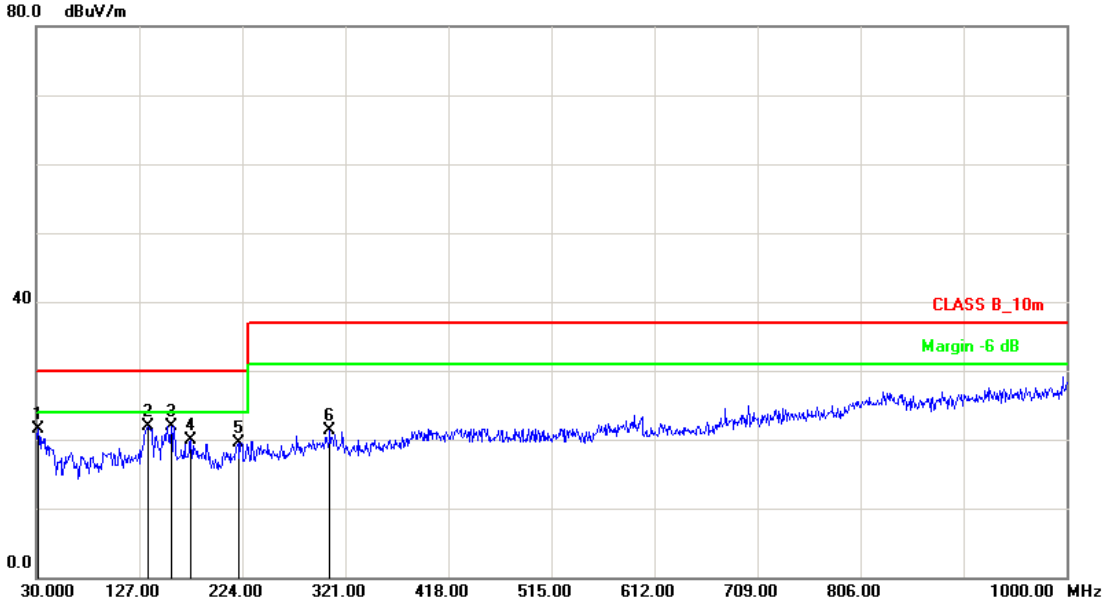

No.	Frequency (MHz)	Factor (dB/m)	Reading (dBuV)	Level (dBuV/m)	Limit (dBuV/m)	Margin (dB)	Det.	Height (cm)	Azimuth (deg)
1	31.9400	-7.16	28.73	21.57	30.00	-8.43	peak	400	241
2	135.7298	-9.94	31.91	21.97	30.00	-8.03	peak	100	150
3	157.0699	-10.05	32.04	21.99	30.00	-8.01	peak	100	69
4	175.5000	-10.22	30.18	19.96	30.00	-10.04	peak	400	339
5	220.1200	-10.61	30.15	19.54	30.00	-10.46	peak	100	65
6	306.4499	-7.28	28.60	21.32	37.00	-15.68	peak	100	140

Note: Level = Reading + Factor

Margin = Level – Limit

Factor = (LISN or ISN or PLC or current probe) Factor + Cable Loss+ Attenuator

Power :	AC 110V/60Hz	Pol/Phase :	Horizontal
Test Mode 13 :	Full Load for GTM96600-6524-R2 (24V, 2.7A)	Temperature :	25°C
Memo :		Humidity :	53 %
Test Date :	2019.09.09		

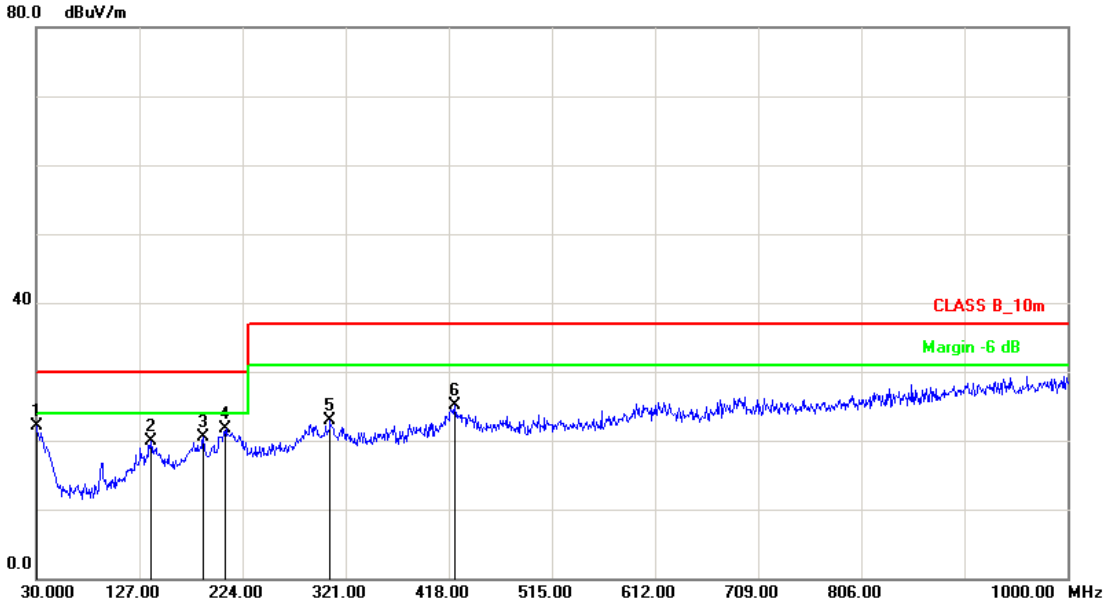

No.	Frequency (MHz)	Factor (dB/m)	Reading (dBuV)	Level (dBuV/m)	Limit (dBuV/m)	Margin (dB)	Det.	Height (cm)	Azimuth (deg)
1	30.0000	-6.50	28.64	22.14	30.00	-7.86	peak	400	238
2	137.6699	-9.75	29.68	19.93	30.00	-10.07	peak	400	292
3	187.1399	-10.66	31.07	20.41	30.00	-9.59	peak	400	264
4	208.4798	-11.07	32.80	21.73	30.00	-8.27	peak	400	260
5	306.4499	-7.28	30.17	22.89	37.00	-14.11	peak	400	102
6	423.8199	-4.82	29.96	25.14	37.00	-11.86	peak	100	228

Note: Level = Reading + Factor

Margin = Level – Limit

Factor = (LISN or ISN or PLC or current probe) Factor + Cable Loss+ Attenuator

Power :	AC 110V/60Hz	Pol/Phase :	Vertical
Test Mode 13 :	Full Load for GTM96600-6524-R2 (24V, 2.7A)	Temperature :	25°C
Memo :		Humidity :	53 %
Test Date :	2019.09.09		

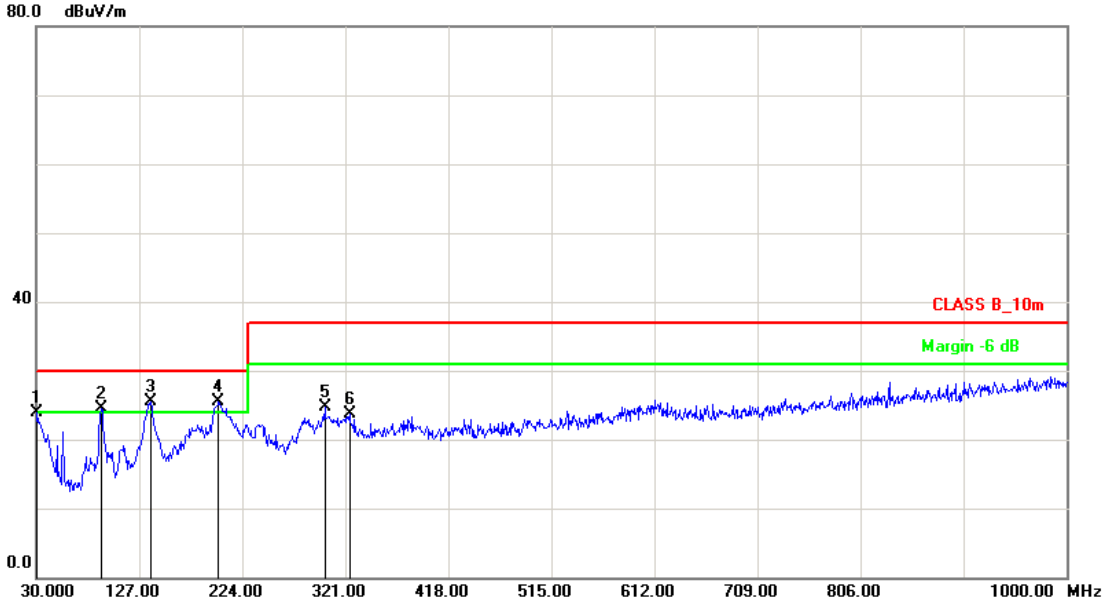

No.	Frequency (MHz)	Factor (dB/m)	Reading (dBuV)	Level (dBuV/m)	Limit (dBuV/m)	Margin (dB)	Det.	Height (cm)	Azimuth (deg)
1	30.9700	-6.83	30.67	23.84	30.00	-6.16	peak	100	270
2	91.1100	-14.82	39.33	24.51	30.00	-5.49	peak	100	274
3	137.6700	-9.75	35.33	25.58	30.00	-4.42	peak	100	104
4	201.6900	-11.34	36.75	25.41	30.00	-4.59	peak	100	157
5	301.6000	-7.39	32.03	24.64	37.00	-12.36	peak	100	113
6	324.8800	-6.90	30.52	23.62	37.00	-13.38	peak	100	123

Note: Level = Reading + Factor

Margin = Level – Limit

Factor = (LISN or ISN or PLC or current probe) Factor + Cable Loss+ Attenuator

Power :	AC 110V/60Hz	Pol/Phase :	Horizontal
Test Mode 14 :	Half Load for GTM96600-6524-R2 (24V, 1.35A)	Temperature :	25°C
Memo :		Humidity :	53 %
Test Date :	2019.09.09		

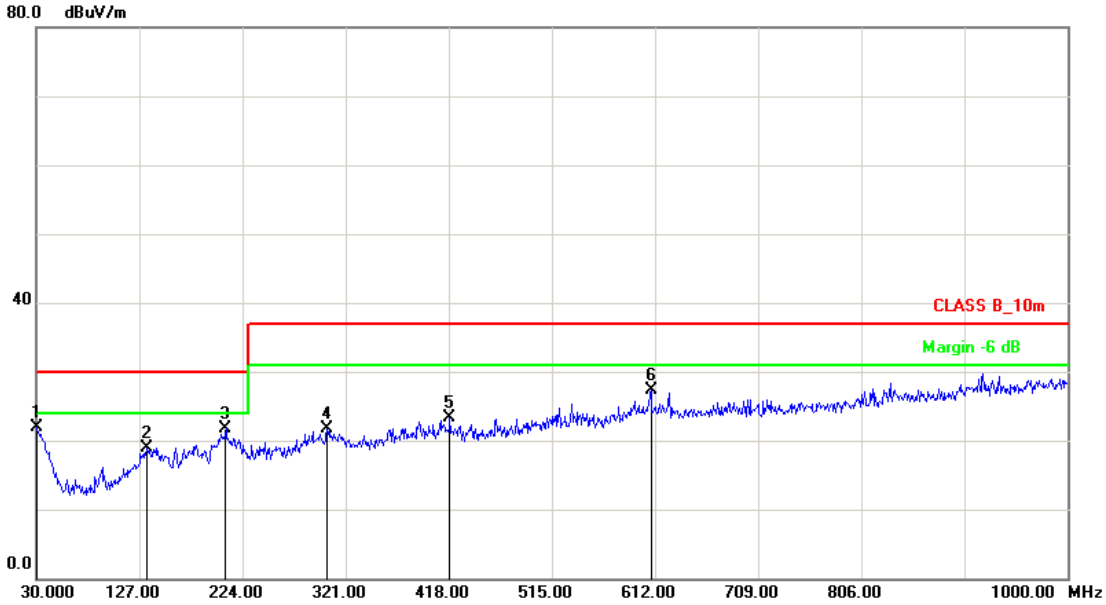

No.	Frequency (MHz)	Factor (dB/m)	Reading (dBuV)	Level (dBuV/m)	Limit (dBuV/m)	Margin (dB)	Det.	Height (cm)	Azimuth (deg)
1	30.0000	-6.50	28.36	21.86	30.00	-8.14	peak	100	157
2	133.7899	-10.14	29.09	18.95	30.00	-11.05	peak	400	339
3	208.4798	-11.07	32.76	21.69	30.00	-8.31	peak	400	232
4	303.5400	-7.35	29.03	21.68	37.00	-15.32	peak	400	242
5	418.9700	-4.93	28.21	23.28	37.00	-13.72	peak	100	240
6	608.1200	-1.42	28.67	27.25	37.00	-9.75	peak	100	230

Note: Level = Reading + Factor

Margin = Level – Limit

Factor = (LISN or ISN or PLC or current probe) Factor + Cable Loss+ Attenuator

Power :	AC 110V/60Hz	Pol/Phase :	Vertical
Test Mode 14 :	Half Load for GTM96600-6524-R2 (24V, 1.35A)	Temperature :	25°C
Memo :		Humidity :	53 %
Test Date :	2019.09.09		

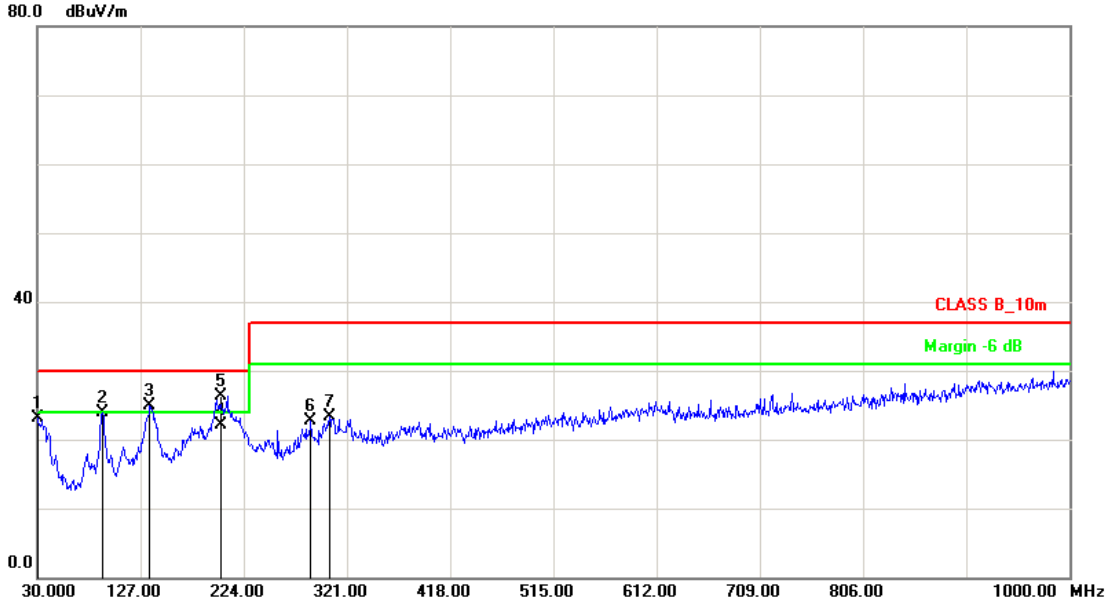

No.	Frequency (MHz)	Factor (dB/m)	Reading (dBuV)	Level (dBuV/m)	Limit (dBuV/m)	Margin (dB)	Det.	Height (cm)	Azimuth (deg)
1	30.0000	-6.50	29.70	23.20	30.00	-6.80	peak	401	151
2	91.1100	-14.82	38.77	23.95	30.00	-6.05	peak	100	264
3	135.7300	-9.94	34.85	24.91	30.00	-5.09	peak	100	104
4	202.1600	-11.32	33.51	22.19	30.00	-7.81	QP	100	170
5	202.4800	-11.31	37.69	26.38	30.00	-3.62	peak	100	221
6	287.0500	-7.94	30.63	22.69	37.00	-14.31	peak	100	279
7	304.5100	-7.33	30.61	23.28	37.00	-13.72	peak	100	101

Note: Level = Reading + Factor

Margin = Level – Limit

Factor = (LISN or ISN or PLC or current probe) Factor + Cable Loss+ Attenuator

Power :	AC 110V/60Hz	Pol/Phase :	Horizontal
Test Mode 15 :	Full Load for GTM96600-6530-R2 (30V, 2.16A)	Temperature :	25°C
Memo :		Humidity :	53 %
Test Date :	2019.09.12		

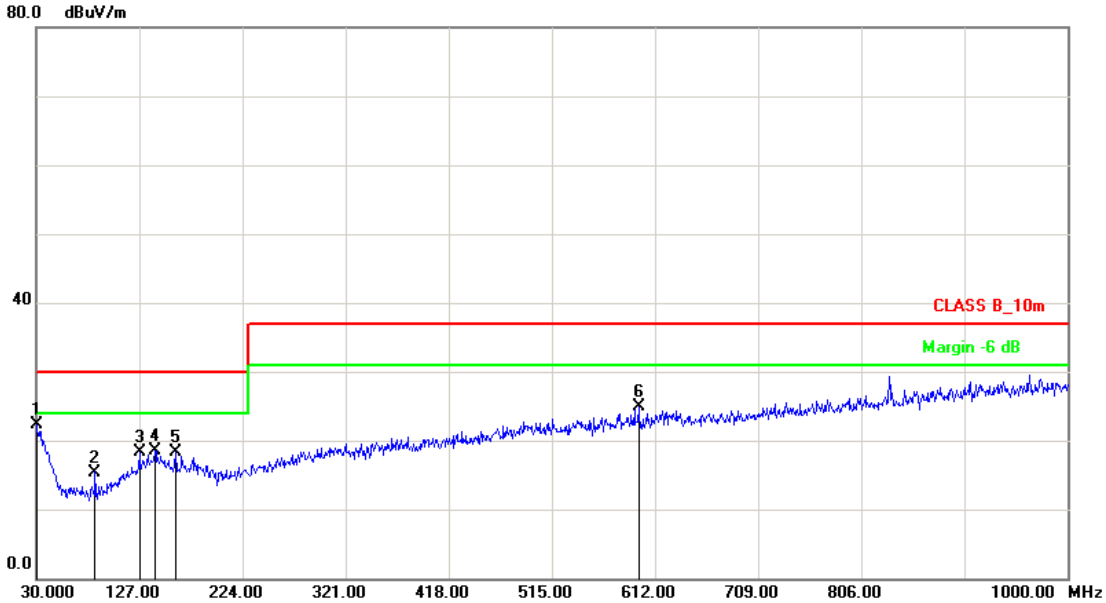

No.	Frequency (MHz)	Factor (dB/m)	Reading (dBuV)	Level (dBuV/m)	Limit (dBuV/m)	Margin (dB)	Det.	Height (cm)	Azimuth (deg)
1	30.0000	-6.50	28.89	22.39	30.00	-7.61	peak	400	298
2	85.2900	-15.01	30.41	15.40	30.00	-14.60	peak	400	332
3	127.0000	-10.83	29.04	18.21	30.00	-11.79	peak	100	177
4	141.5500	-9.56	28.09	18.53	30.00	-11.47	peak	400	310
5	160.9499	-10.14	28.51	18.37	30.00	-11.63	peak	400	144
6	596.4800	-1.58	26.55	24.97	37.00	-12.03	peak	100	57

Note: Level = Reading + Factor

Margin = Level – Limit

Factor = (LISN or ISN or PLC or current probe) Factor + Cable Loss+ Attenuator

Power :	AC 110V/60Hz	Pol/Phase :	Vertical
Test Mode 15 :	Full Load for GTM96600-6530-R2 (30V, 2.16A)	Temperature :	25°C
Memo :		Humidity :	53 %
Test Date :	2019.09.12		

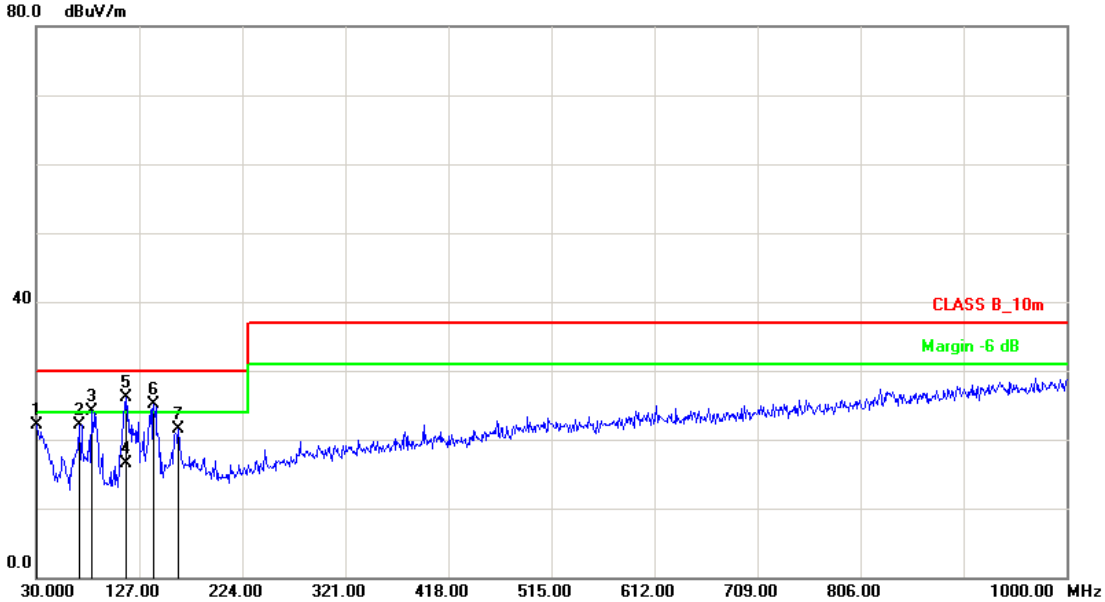

No.	Frequency (MHz)	Factor (dB/m)	Reading (dBuV)	Level (dBuV/m)	Limit (dBuV/m)	Margin (dB)	Det.	Height (cm)	Azimuth (deg)
1	30.0000	-6.50	28.52	22.02	30.00	-7.98	peak	400	188
2	70.7400	-15.02	37.13	22.11	30.00	-7.89	peak	100	89
3	82.3800	-15.06	39.23	24.17	30.00	-5.83	peak	100	337
4	114.2900	-12.26	28.71	16.45	30.00	-13.55	QP	100	20
5	114.3900	-12.25	38.40	26.15	30.00	-3.85	peak	100	63
6	140.5800	-9.53	34.68	25.15	30.00	-4.85	peak	100	316
7	163.8600	-10.16	31.73	21.57	30.00	-8.43	peak	100	0

Note: Level = Reading + Factor

Margin = Level – Limit

Factor = (LISN or ISN or PLC or current probe) Factor + Cable Loss+ Attenuator

Power :	AC 110V/60Hz	Pol/Phase :	Horizontal
Test Mode 16 :	Half Load for GTM96600-6530-R2 (30V, 1.08A)	Temperature :	25°C
Memo :		Humidity :	53 %
Test Date :	2019.09.12		

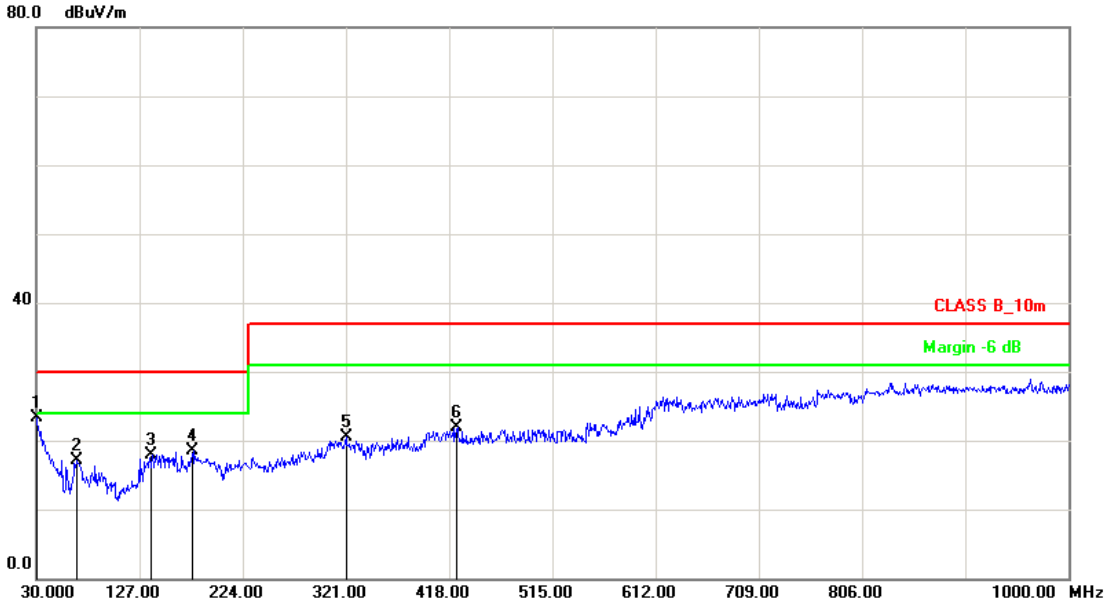

No.	Frequency (MHz)	Factor (dB/m)	Reading (dBuV)	Level (dBuV/m)	Limit (dBuV/m)	Margin (dB)	Det.	Height (cm)	Azimuth (deg)
1	30.0000	-6.50	29.89	23.39	30.00	-6.61	peak	400	298
2	67.8298	-15.12	32.18	17.06	30.00	-12.94	peak	400	208
3	138.6399	-9.65	27.57	17.92	30.00	-12.08	peak	100	352
4	177.4398	-10.23	28.69	18.46	30.00	-11.54	peak	100	59
5	321.0000	-6.98	27.43	20.45	37.00	-16.55	peak	400	133
6	425.7599	-4.77	26.61	21.84	37.00	-15.16	peak	400	312

Note: Level = Reading + Factor

Margin = Level – Limit

Factor = (LISN or ISN or PLC or current probe) Factor + Cable Loss+ Attenuator

Power :	AC 110V/60Hz	Pol/Phase :	Vertical
Test Mode 16 :	Half Load for GTM96600-6530-R2 (30V, 1.08A)	Temperature :	25°C
Memo :		Humidity :	53 %
Test Date :	2019.09.12		

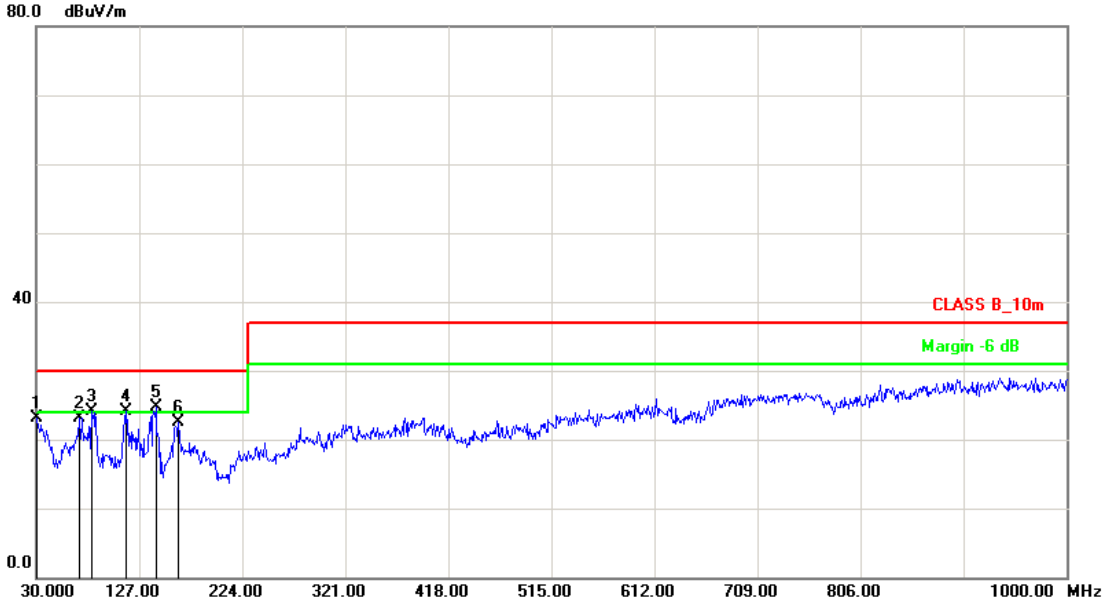

No.	Frequency (MHz)	Factor (dB/m)	Reading (dBuV)	Level (dBuV/m)	Limit (dBuV/m)	Margin (dB)	Det.	Height (cm)	Azimuth (deg)
1	30.0000	-6.50	29.52	23.02	30.00	-6.98	peak	400	188
2	70.7399	-15.02	38.13	23.11	30.00	-6.89	peak	100	89
3	82.3799	-15.06	39.23	24.17	30.00	-5.83	peak	100	337
4	114.3900	-12.25	36.40	24.15	30.00	-5.85	peak	100	63
5	142.5200	-9.59	34.33	24.74	30.00	-5.26	peak	100	251
6	163.8600	-10.16	32.73	22.57	30.00	-7.43	peak	100	0

Note: Level = Reading + Factor

Margin = Level – Limit

Factor = (LISN or ISN or PLC or current probe) Factor + Cable Loss+ Attenuator

Power :	AC 110V/60Hz	Pol/Phase :	Horizontal
Test Mode 17 :	Full Load for GTM96600-6548-R2 (48V, 1.35A）	Temperature :	25°C
Memo :		Humidity :	53 %
Test Date :	2019.09.09		

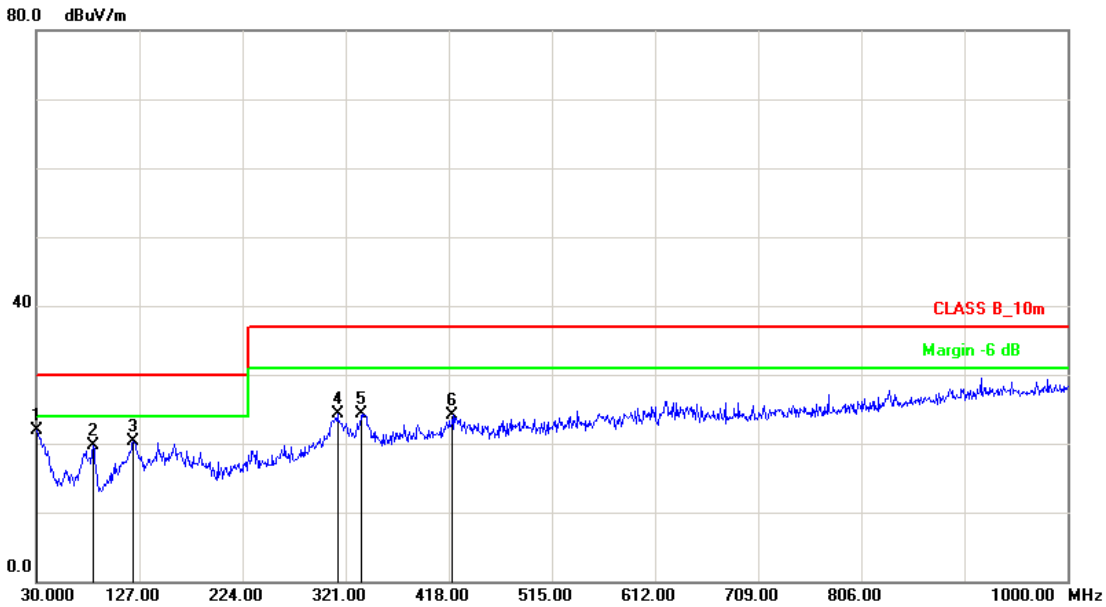

No.	Frequency (MHz)	Factor (dB/m)	Reading (dBuV)	Level (dBuV/m)	Limit (dBuV/m)	Margin (dB)	Det.	Height (cm)	Azimuth (deg)
1	30.0000	-6.50	28.39	21.89	30.00	-8.11	peak	100	360
2	83.3499	-15.05	34.76	19.71	30.00	-10.29	peak	400	341
3	121.1800	-11.42	31.69	20.27	30.00	-9.73	peak	400	358
4	313.2400	-7.14	31.41	24.27	37.00	-12.73	peak	400	183
5	336.5199	-6.65	30.87	24.22	37.00	-12.78	peak	400	198
6	421.8799	-4.86	28.93	24.07	37.00	-12.93	peak	100	142

Note: Level = Reading + Factor

Margin = Level – Limit

Factor = (LISN or ISN or PLC or current probe) Factor + Cable Loss+ Attenuator

Power :	AC 110V/60Hz	Pol/Phase :	Vertical
Test Mode 17 :	Full Load for GTM96600-6548-R2 (48V, 1.35A)	Temperature :	25°C
Memo :		Humidity :	53 %
Test Date :	2019.09.09		

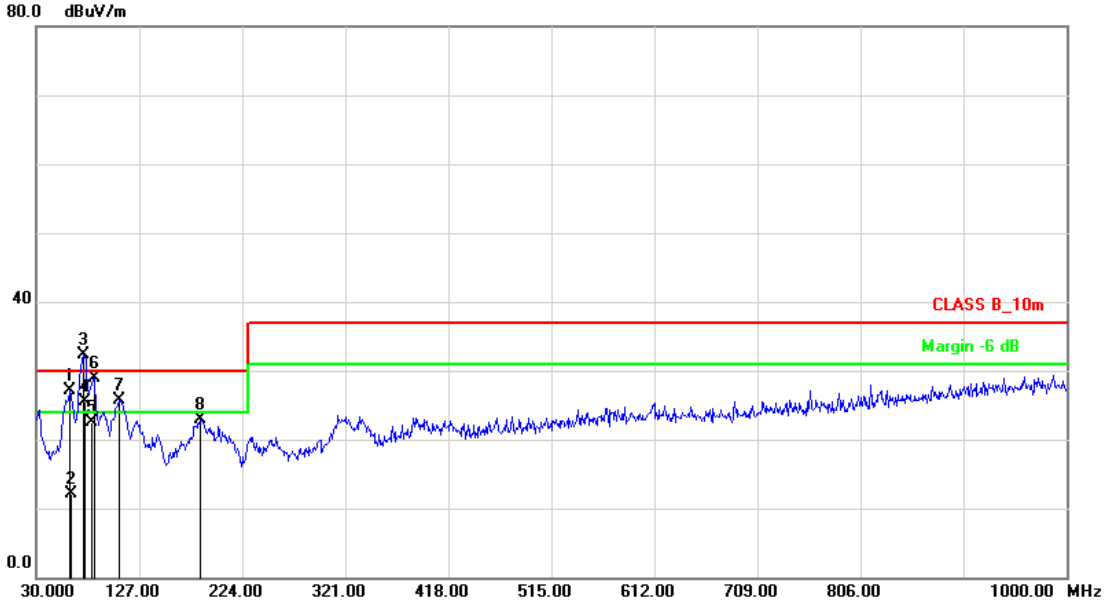

No.	Frequency (MHz)	Factor (dB/m)	Reading (dBuV)	Level (dBuV/m)	Limit (dBuV/m)	Margin (dB)	Det.	Height (cm)	Azimuth (deg)
1	62.0100	-15.40	42.51	27.11	30.00	-2.89	peak	100	0
2	63.2450	-15.34	27.47	12.13	30.00	-17.87	QP	100	361
3	74.6200	-15.06	47.46	32.40	30.00	2.40	peak	100	0
4	76.3200	-15.07	40.61	25.54	30.00	-4.46	QP	100	361
5	82.4000	-15.06	37.57	22.51	30.00	-7.49	QP	100	181
6	84.3200	-15.03	43.90	28.87	30.00	-1.13	peak	100	61
7	107.6000	-13.10	38.88	25.78	30.00	-4.22	peak	100	170
8	184.2300	-10.49	33.46	22.97	30.00	-7.03	peak	100	160

Note: Level = Reading + Factor

Margin = Level – Limit

Factor = (LISN or ISN or PLC or current probe) Factor + Cable Loss+ Attenuator

Power :	AC 110V/60Hz	Pol/Phase :	Horizontal
Test Mode 18 :	Half Load for GTM96600-6548-R2 (48V, 0.675A)	Temperature :	25°C
Memo :		Humidity :	53 %
Test Date :	2019.09.09		

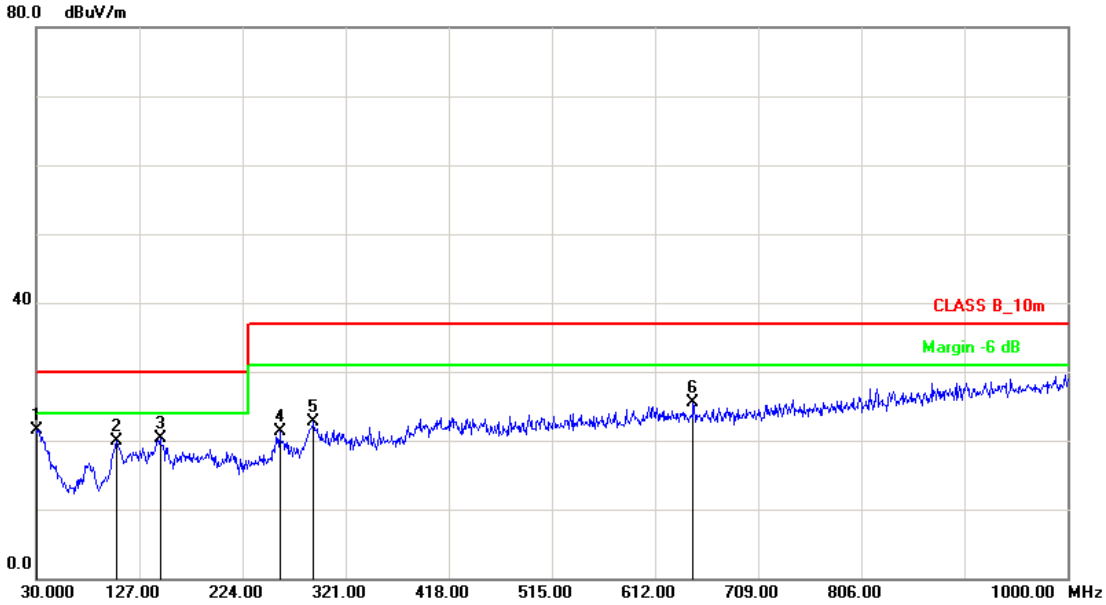

No.	Frequency (MHz)	Factor (dB/m)	Reading (dBuV)	Level (dBuV/m)	Limit (dBuV/m)	Margin (dB)	Det.	Height (cm)	Azimuth (deg)
1	30.0000	-6.50	28.04	21.54	30.00	-8.46	peak	100	17
2	105.6599	-13.35	33.30	19.95	30.00	-10.05	peak	400	345
3	146.4000	-9.71	29.99	20.28	30.00	-9.72	peak	400	340
4	258.9200	-9.06	30.28	21.22	37.00	-15.78	peak	400	180
5	290.9300	-7.78	30.46	22.68	37.00	-14.32	peak	400	229
6	647.8899	-0.89	26.47	25.58	37.00	-11.42	peak	400	134

Note: Level = Reading + Factor

Margin = Level – Limit

Factor = (LISN or ISN or PLC or current probe) Factor + Cable Loss+ Attenuator

Power :	AC 110V/60Hz	Pol/Phase :	Vertical
Test Mode 18 :	Half Load for GTM96600-6548-R2 (48V, 0.675A)	Temperature :	25°C
Memo :		Humidity :	53 %
Test Date :	2019.09.09		

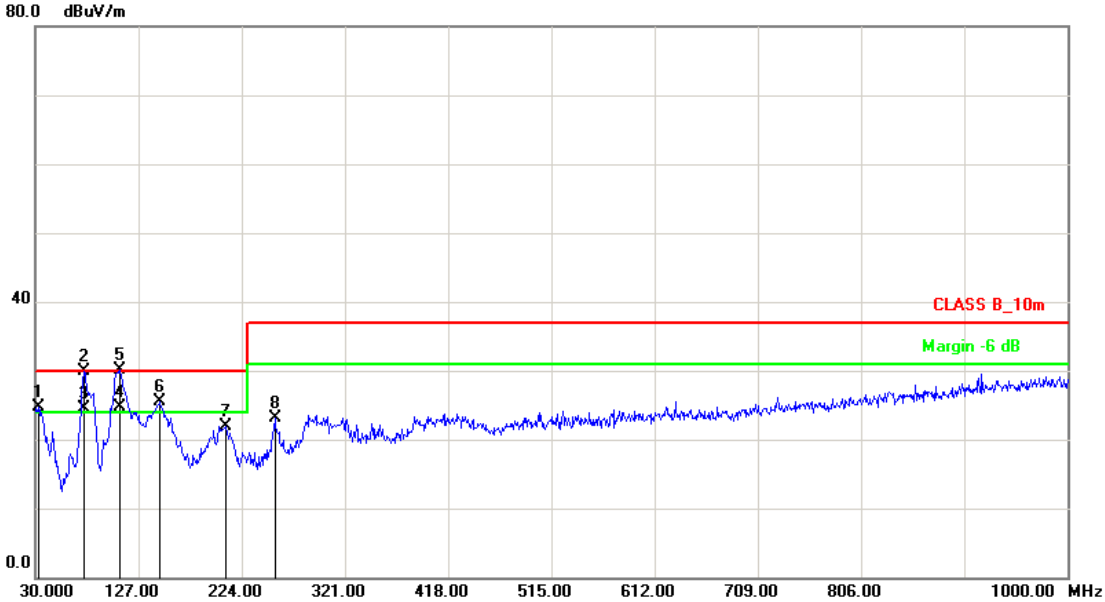

No.	Frequency (MHz)	Factor (dB/m)	Reading (dBuV)	Level (dBuV/m)	Limit (dBuV/m)	Margin (dB)	Det.	Height (cm)	Azimuth (deg)
1	32.9100	-7.49	32.20	24.71	30.00	-5.29	peak	100	0
2	75.5899	-15.07	44.91	29.84	30.00	-0.16	peak	100	175
3	76.4500	-15.07	39.52	24.45	30.00	-5.55	QP	100	302
4	109.1000	-12.91	37.56	24.65	30.00	-5.35	QP	100	66
5	109.5400	-12.86	42.96	30.10	30.00	0.10	peak	100	153
6	147.3700	-9.74	35.26	25.52	30.00	-4.48	peak	100	10
7	208.4800	-11.07	33.02	21.95	30.00	-8.05	peak	100	134
8	255.0400	-9.22	32.38	23.16	37.00	-13.84	peak	100	290

Note: Level = Reading + Factor

Margin = Level – Limit

Factor = (LISN or ISN or PLC or current probe) Factor + Cable Loss+ Attenuator

Power :	AC 110V/60Hz	Pol/Phase :	Horizontal
Test Mode 19 :	Full Load for GTM96600-6554-R2 (54V, 1.2A)	Temperature :	25°C
Memo :		Humidity :	53 %
Test Date :	2019.09.09		

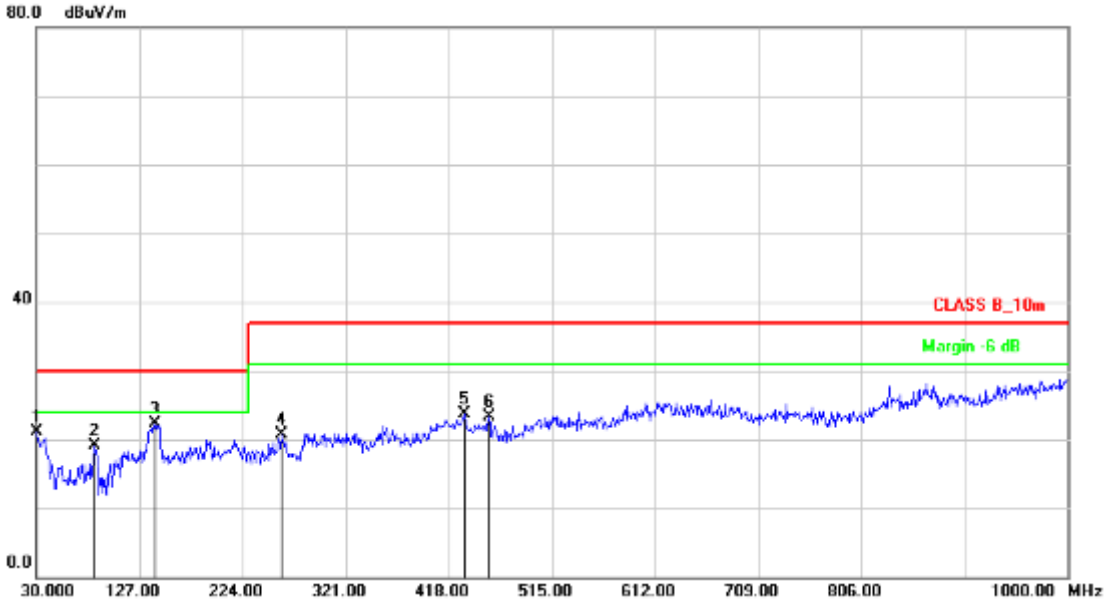

No.	Frequency (MHz)	Factor (dB/m)	Reading (dBuV)	Level (dBuV/m)	Limit (dBuV/m)	Margin (dB)	Det.	Height (cm)	Azimuth (deg)
1	30.9698	-6.83	27.87	21.04	30.00	-8.96	peak	400	185
2	85.2900	-15.01	34.08	19.07	30.00	-10.93	peak	100	32
3	141.5500	-9.56	31.86	22.30	30.00	-7.70	peak	400	48
4	260.8599	-8.99	29.60	20.61	37.00	-16.39	peak	400	325
5	432.5500	-4.61	28.38	23.77	37.00	-13.23	peak	100	87
6	455.8299	-4.06	27.45	23.39	37.00	-13.61	peak	400	124

Note: Level = Reading + Factor

Margin = Level – Limit

Factor = (LISN or ISN or PLC or current probe) Factor + Cable Loss+ Attenuator

Power :	AC 110V/60Hz	Pol/Phase :	Vertical
Test Mode 19 :	Full Load for GTM96600-6554-R2 (54V, 1.2A)	Temperature :	25°C
Memo :		Humidity :	53 %
Test Date :	2019.09.09		

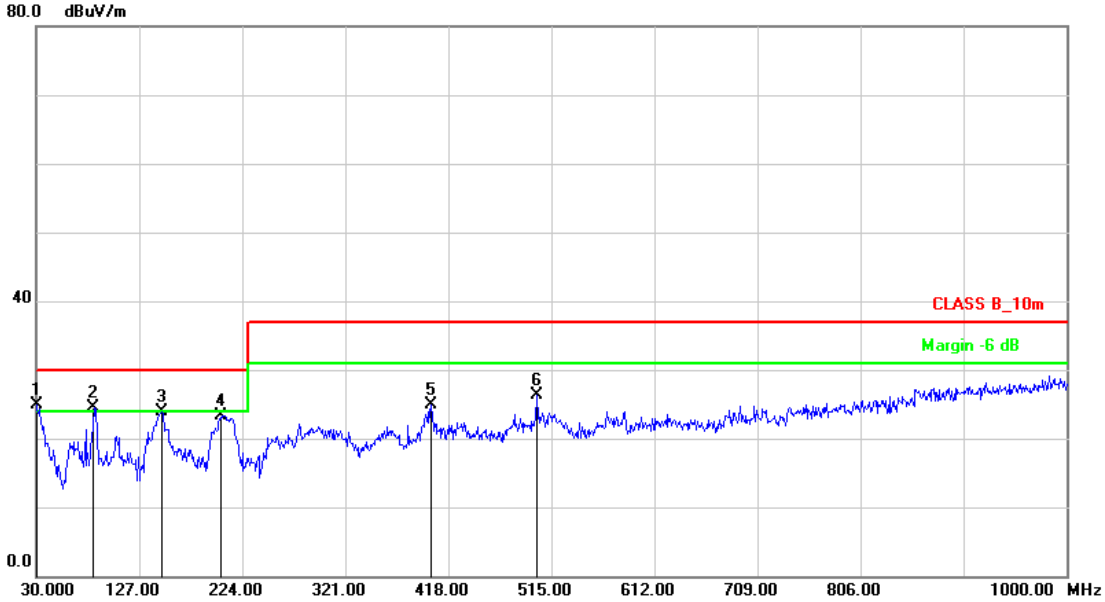

No.	Frequency (MHz)	Factor (dB/m)	Reading (dBuV)	Level (dBuV/m)	Limit (dBuV/m)	Margin (dB)	Det.	Height (cm)	Azimuth (deg)
1	30.0000	-6.50	31.49	24.99	30.00	-5.01	peak	100	12
2	84.3199	-15.03	39.62	24.59	30.00	-5.41	peak	100	187
3	148.3400	-9.77	33.59	23.82	30.00	-6.18	peak	100	79
4	204.5998	-11.23	34.63	23.40	30.00	-6.60	peak	100	324
5	401.5099	-5.34	30.23	24.89	37.00	-12.11	peak	100	48
6	501.4200	-2.99	29.20	26.21	37.00	-10.79	peak	100	124

Note: Level = Reading + Factor

Margin = Level – Limit

Factor = (LISN or ISN or PLC or current probe) Factor + Cable Loss+ Attenuator

Power :	AC 110V/60Hz	Pol/Phase :	Horizontal
Test Mode 20 :	Half Load for GTM96600-6554-R2 (54V, 0.6A)	Temperature :	25°C
Memo :		Humidity :	53 %
Test Date :	2019.09.09		

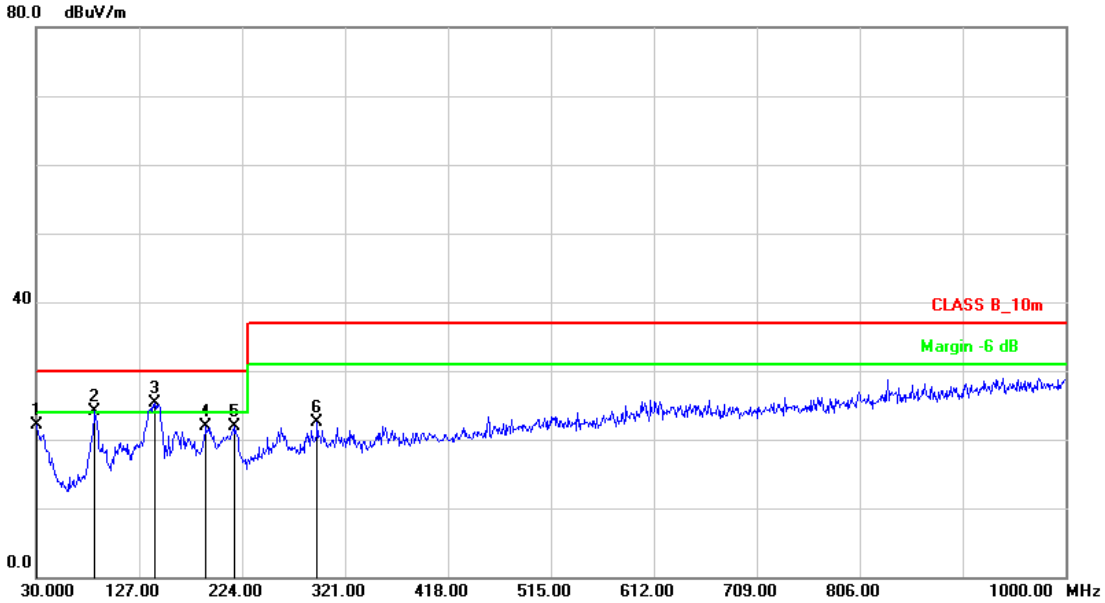

No.	Frequency (MHz)	Factor (dB/m)	Reading (dBuV)	Level (dBuV/m)	Limit (dBuV/m)	Margin (dB)	Det.	Height (cm)	Azimuth (deg)
1	30.9699	-6.83	28.87	22.04	30.00	-7.96	peak	400	121
2	85.2900	-15.01	39.08	24.07	30.00	-5.93	peak	400	287
3	141.5500	-9.56	34.86	25.30	30.00	-4.70	peak	400	343
4	190.0500	-10.83	32.68	21.85	30.00	-8.15	peak	400	240
5	217.2100	-10.73	32.67	21.94	30.00	-8.06	peak	400	3
6	294.8100	-7.63	30.17	22.54	37.00	-14.46	peak	400	134

Note: Level = Reading + Factor

Margin = Level – Limit

Factor = (LISN or ISN or PLC or current probe) Factor + Cable Loss+ Attenuator

Power :	AC 110V/60Hz	Pol/Phase :	Vertical
Test Mode 20 :	Half Load for GTM96600-6554-R2 (54V, 0.6A)	Temperature :	25°C
Memo :		Humidity :	53 %
Test Date :	2019.09.09		

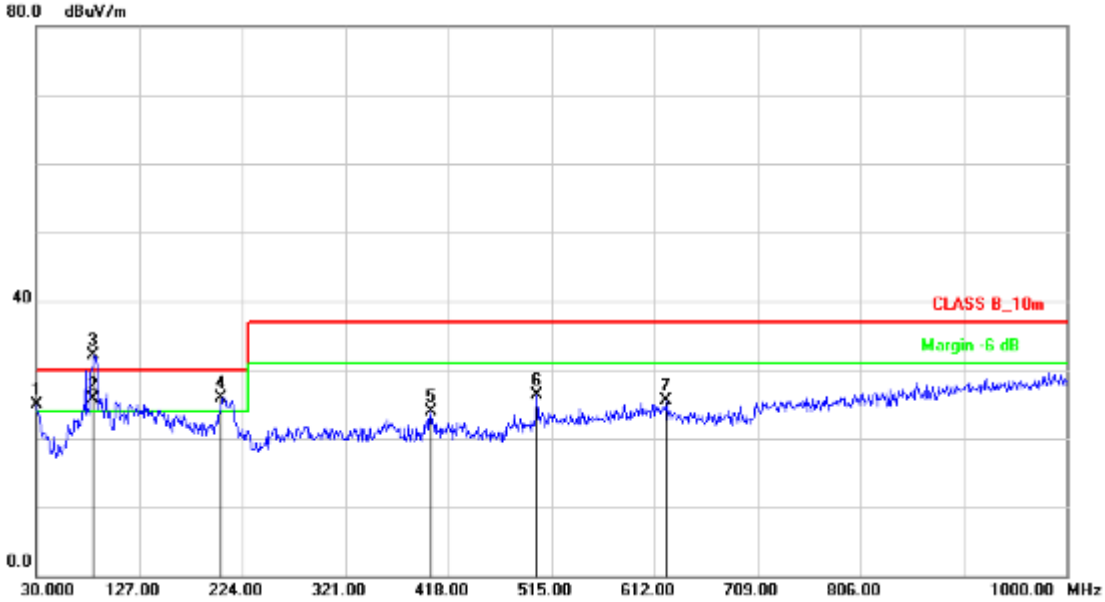

No.	Frequency (MHz)	Factor (dB/m)	Reading (dBuV)	Level (dBuV/m)	Limit (dBuV/m)	Margin (dB)	Det.	Height (cm)	Azimuth (deg)
1	30.0000	-6.50	31.49	24.99	30.00	-5.01	peak	100	236
2	83.9900	-15.03	40.66	25.63	30.00	-4.37	QP	100	0
3	84.3198	-15.03	47.12	32.09	30.00	2.09	peak	100	154
4	204.5998	-11.23	37.13	25.90	30.00	-4.10	peak	100	148
5	401.5099	-5.34	29.23	23.89	37.00	-13.11	peak	100	111
6	501.4200	-2.99	29.20	26.21	37.00	-10.79	peak	100	321
7	623.6399	-1.22	26.64	25.42	37.00	-11.58	peak	400	211

Note: Level = Reading + Factor

Margin = Level – Limit

Factor = (LISN or ISN or PLC or current probe) Factor + Cable Loss+ Attenuator

測試工程師 :_____

4.6. 輻射量測之配置照片 (30MHz~1000MHz)

正面照

背面照



5. 對策元件及干擾源一覽表

5.1. 對策元件

⇨詳如申請檔之附件。

5.2. 干擾源

⇨詳如申請檔之附件。