




VERIFICATION STATEMENT EN 62368-1:2014+AC:2015+A11:2017 Audio/video, information and communication technology equipment Part 1: General requirements	
Report Reference No.	: 200802266SHA-001 (Based on CB certif. no. SE-103420)
Tested by (+ signature).....	: Gio Li 
Approved by (+ signature)	: Susanna Xu 
Date of issue	: 2020-12-25
Contents	: 2 pages
Testing laboratory Name.....	: Intertek Testing Services Shanghai
Address	: Building 86, 1198 Qinzhou Road (North), 200233 Shanghai, China
Testing location	: Same as above
Client Name.....	: GlobTek, Inc.
Address	: 186 Veterans Dr. Northvale, NJ 07647 USA
Standard	: EN 62368-1:2014+AC:2015+A11:2017
Test procedure	: S mark
Non-standard test method	: N.A.
Test item Description	: ITE Power Supply
Trademark.....	: 
Model and/or type reference.....	: GT*41134*****, GT*96060*****, (Refer to Attachment for details) and GT-41134-0606-W2-TAB, GTM96060-0706-1.0
Rating(s)	: Input: 100-240V~, 50-60Hz, 0.3A or 0.6A for GT*41134*****, GT*96060*****, and GTM96060-0706-1.0 120V~, 60Hz, 0.3A for GT-41134-0606-W2-TAB Output: Refer to Attachment for details
Manufacture	: GlobTek, Inc. 186 Veterans Dr. Northvale, NJ 07647 USA
Factory	: Factory 1: GlobTek, Inc. 186 Veterans Dr. Northvale, NJ 07647 USA Factory 2: GlobTek (Suzhou) Co., Ltd Building 4, No. 76, Jin Ling East Rd., Suzhou Industrial Park, Suzhou, JiangSu 215021, China
Remarks for acceptance and review work conducted by above qualified testing laboratory	
Sample Number reviewed.....	: 1 pcs

Remark : The product and the mentioned test reports comply with Swedish standard and nationals' deviations, if any. The sample as shown in following page(s) is still corresponding with the one mentioned in CB test report. We concluded this statement verifies that above standards are fulfilled.

Test item description : No tests are needed for this product.

Statement for deviations, if any..... : National difference for Sweden has been evaluated in CB report.

Specification and key information involved in original CB certificate and test report

Involved Ref. Certif. no : SE-103420

Issued date..... : 2020-12-18

Test item description..... : ITE Power Supply

Applicant's Name : GlobTek, Inc.

Address : 186 Veterans Dr. Northvale, NJ 07647 USA

Manufacturer : GlobTek, Inc.
186 Veterans Dr. Northvale, NJ 07647 USA

Factory : Factory 1:
GlobTek, Inc.
186 Veterans Dr. Northvale, NJ 07647 USA

Factory 2:
GlobTek (Suzhou) Co., Ltd
Building 4, No. 76, Jin Ling East Rd., Suzhou Industrial Park,
Suzhou, JiangSu 215021, China

Technical data..... : Input:
100-240V~, 50-60Hz, 0.3A or 0.6A for GT*41134*****,
GT*96060*****, and GTM96060-0706-1.0
120V~, 60Hz, 0.3A for GT-41134-0606-W2-TAB
Output: Refer to Attachment for details

Referred standard : IEC 62368-1:2014 (Second Edition) and EN 62368-1:2014+AC:2015+A11:2017 and National difference for CENELEC countries, Australia and New Zealand.

Model and/or type reference : GT*41134*****, GT*96060*****, (Refer to Attachment for details) and GT-41134-0606-W2-TAB, GTM96060-0706-1.0

Involved test report : 200802265SHA-001

Attachment:

GT*41134***** and GT*96060*****

The 1st "*" part can be 'M' or '-' or 'H' for market identification and not related to safety.

The 2nd "*" part can be "-" or "CC", "-" = Constant Voltage Model, CC = Constant Current Model.

The 3rd "*" denotes the rated output wattage designation, which can be "01" to "07", with interval of 1.

The 4th "*" denotes the standard rated output voltage designation, which can be "03", "04", "06", "12", "15", "18", "24", "36" or "48". These standard rated output voltage designations correspond to seven isolated transformer models (See the appended table 4.1.2 for details). Each transformer model is identical in insulation construction including clearance and creepage except number of turns per coil.

The 5th "*" is optional deviation, subtracted from standard output voltage, which can be "-0.1" to "-11.9" with interval of 0.1, or blank to indicate no voltage different.

The 4th "*" and 5th "*" together denote the output voltage, with a range of 3.3 - 48 volts.

The 6th "*" = Blank means directly plug in model series,

= "-F" means Class I open frame model with connector which is fixing on the PCB,

= "-FW" means Class II open frame model with connector which is fixing on the PCB.

= "-FWT2" means open frame model with appliance inlet with Class II inlet C8 respectively,

= "-FT3A" means open frame model with appliance inlet with Class I inlet C6 respectively,

= "-FT3" means open frame model with appliance inlet with Class I inlet C14 respectively,

The last * denote any six character = 0-9 or A-Z or () [] or - or blank for marketing purposes.

Test performed on 3.3V, 5V, 9V and 48V output model as representative, and also performed on model GT-41134-0606-W2-TAB for reference. Test performed on 3.3V, 5V and 48V output model as representative for new added structure type.

Model list:

Model	voltage	Max. current	Max. power
GT*41134**03*** GT*96060**03***	3.3V	1.8A	6.0W
GT*41134**04*** GT*96060**04***	3.4-4V	1.76A	6.0W
GT*41134**06*** GT*96060**06***	4.1-6V	1.46A	6.0W
GT*41134**12*** GT*96060**12***	6.1-12V	0.98A	6.0W
GT*41134**15*** GT*96060**15***	12.1-15V	0.50A	6.0W
GT*41134**18*** GT*96060**18***	15.1-18V	0.40A	6.0W
GT*41134**24*** GT*96060**24***	18.1-24V	0.33A	6.0W
GT*41134**36*** GT*96060**36***	24.1-36V	0.25A	6.0W
GT*41134**48*** GT*96060**48***	36.1-48V	0.16A	6.0W
GT-41134-0606-W2-TAB	6.0V	1.0A	6.0W
GTM96060**06-1.0	5.0V	1.5A	7.5W